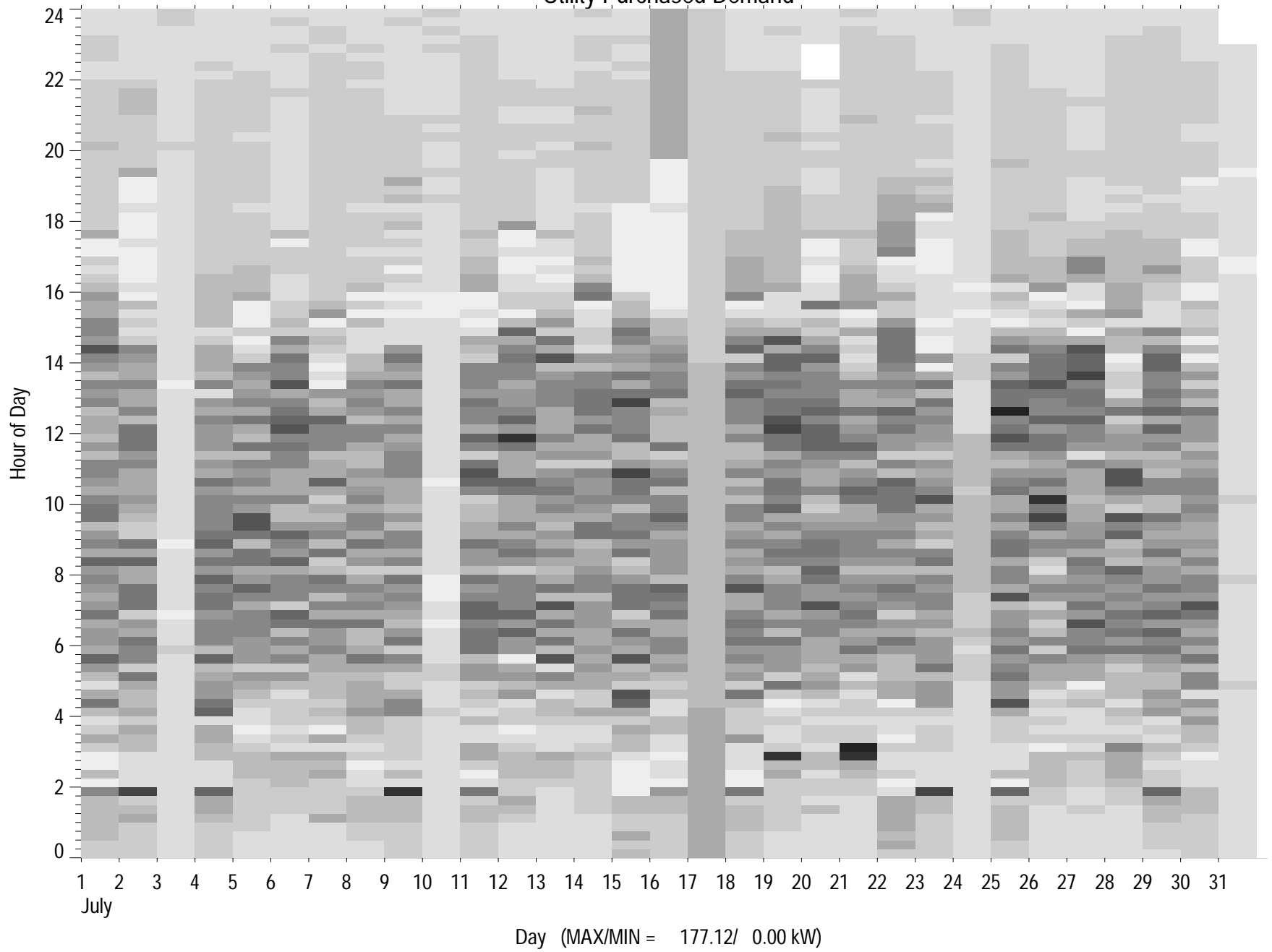


# GENERATOR, FACILITY AND METER POWER SUMMARY

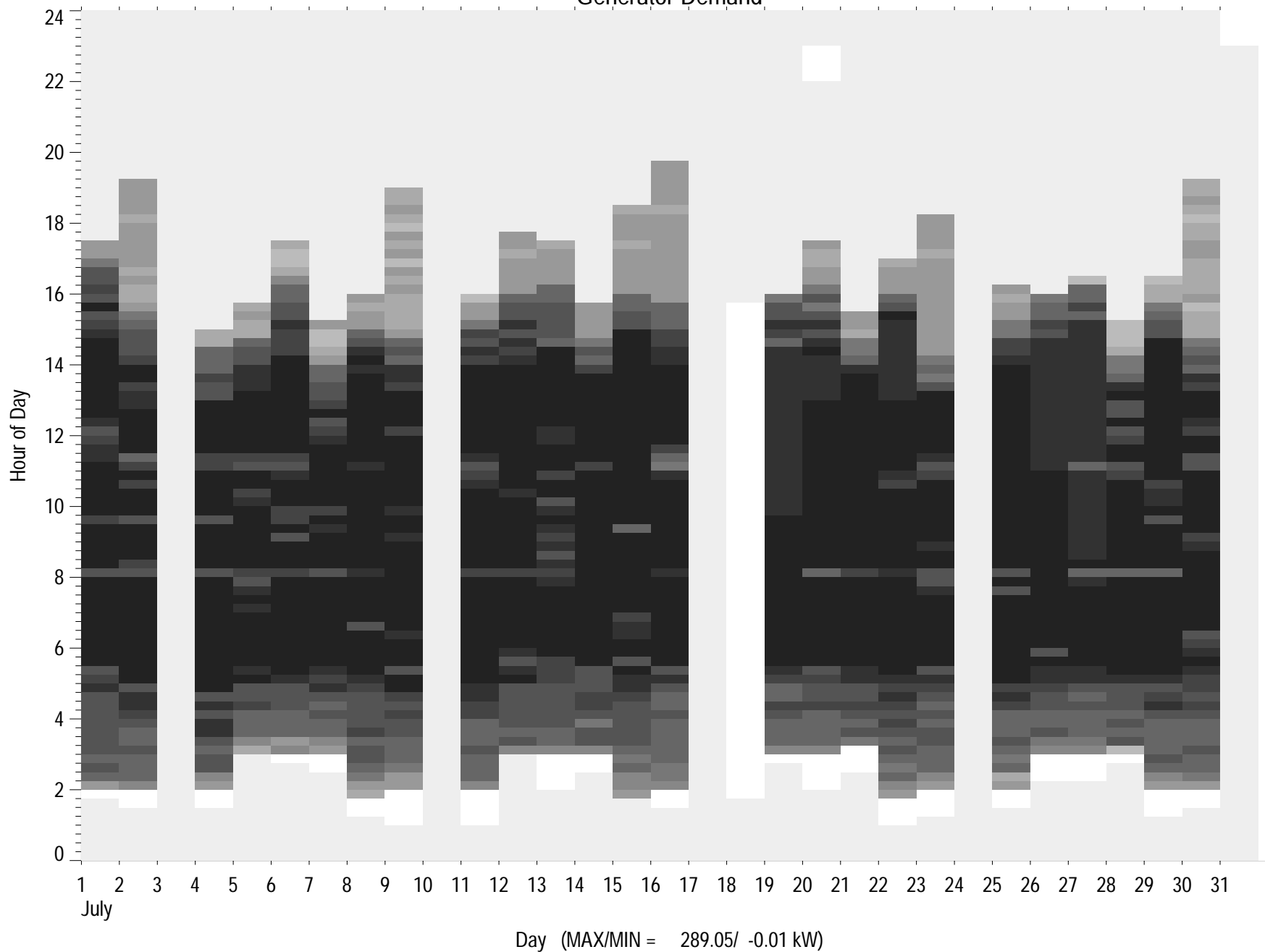
Arrow Linen  
07/01/05 to 07/31/05

Date	Good Data (%)	Utility Purchased Electricity (kWh)	Total Generator Electricity (kWh)	Total Facility Electricity (kWh)	Utility Purchased Demand (Peak kW)	Net Facility Demand (Peak kW)
07/01/05	98.96	1322.20	4029.50	5252.70	134.67	410.56
07/02/05	100.00	1154.40	3900.50	5054.90	148.69	390.59
07/03/05	100.00	469.10	0.00	469.10	38.94	-
07/04/05	100.00	1242.60	3287.30	4529.90	121.91	408.21
07/05/05	100.00	1180.00	3129.20	4309.20	131.01	413.57
07/06/05	100.00	1166.90	3550.30	4717.20	131.48	408.15
07/07/05	100.00	1116.50	3016.10	4132.60	120.70	405.45
07/08/05	100.00	1132.30	3514.10	4646.40	107.09	393.71
07/09/05	100.00	1145.10	3694.70	4839.80	154.29	395.56
07/10/05	100.00	470.30	0.00	470.30	30.29	-
07/11/05	100.00	1313.80	3492.80	4806.60	129.52	399.34
07/12/05	100.00	1255.70	3602.80	4858.50	155.84	434.53
07/13/05	100.00	1159.50	3553.30	4712.80	133.83	409.33
07/14/05	100.00	1202.00	3164.60	4366.60	109.92	386.13
07/15/05	100.00	1277.50	3903.10	5180.60	144.09	420.25
07/16/05	100.00	962.50	3928.00	4890.50	115.57	396.72
07/17/05	100.00	1.40	1.70	3.10	61.42	-
07/18/05	100.00	401.40	0.00	401.40	128.77	-
07/19/05	100.00	1373.40	3307.70	4681.10	166.05	410.43
07/20/05	95.83	1212.00	3502.70	4714.70	125.07	401.76
07/21/05	100.00	1297.50	3083.50	4381.00	177.12	398.28
07/22/05	100.00	1415.20	3732.30	5147.50	118.68	391.06
07/23/05	100.00	1092.60	3556.90	4649.50	143.70	413.89
07/24/05	100.00	658.50	0.00	658.50	53.72	-
07/25/05	100.00	1340.70	3489.80	4830.50	170.32	444.60
07/26/05	100.00	1339.70	3309.20	4648.90	155.25	428.09
07/27/05	100.00	1340.80	3362.70	4703.50	145.18	411.60
07/28/05	100.00	1174.50	2970.40	4144.90	137.65	413.17
07/29/05	100.00	1290.00	3592.90	4882.90	119.41	401.40
07/30/05	100.00	1147.20	3653.00	4800.20	125.93	407.48
07/31/05	95.83	449.90	0.00	449.90	29.32	-
<b>Total</b>	<b>99.70</b>	<b>33105.20</b>	<b>87329.10</b>	<b>120335.30</b>	<b>177.12</b>	<b>444.60</b>

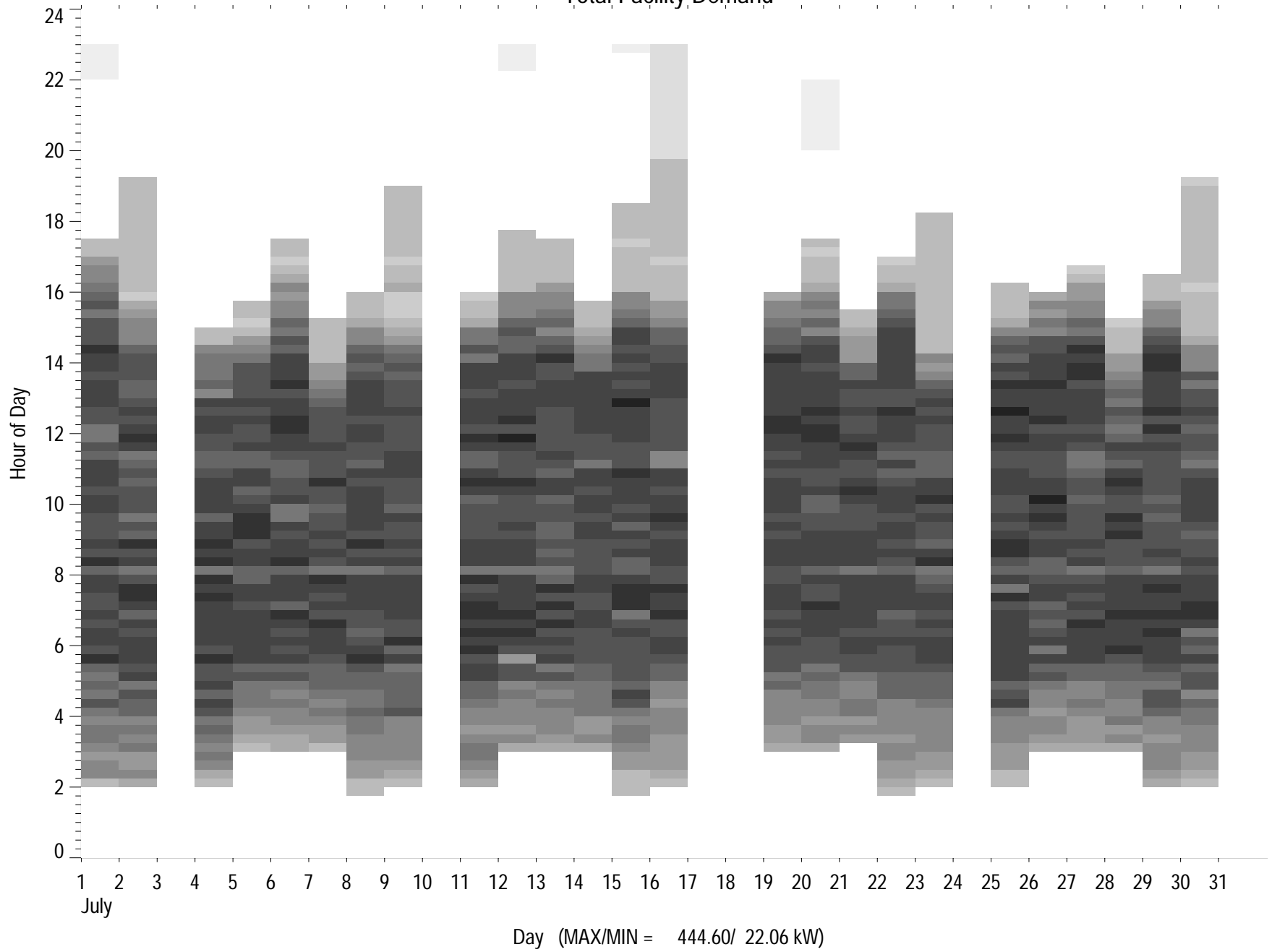
# Utility Purchased Demand



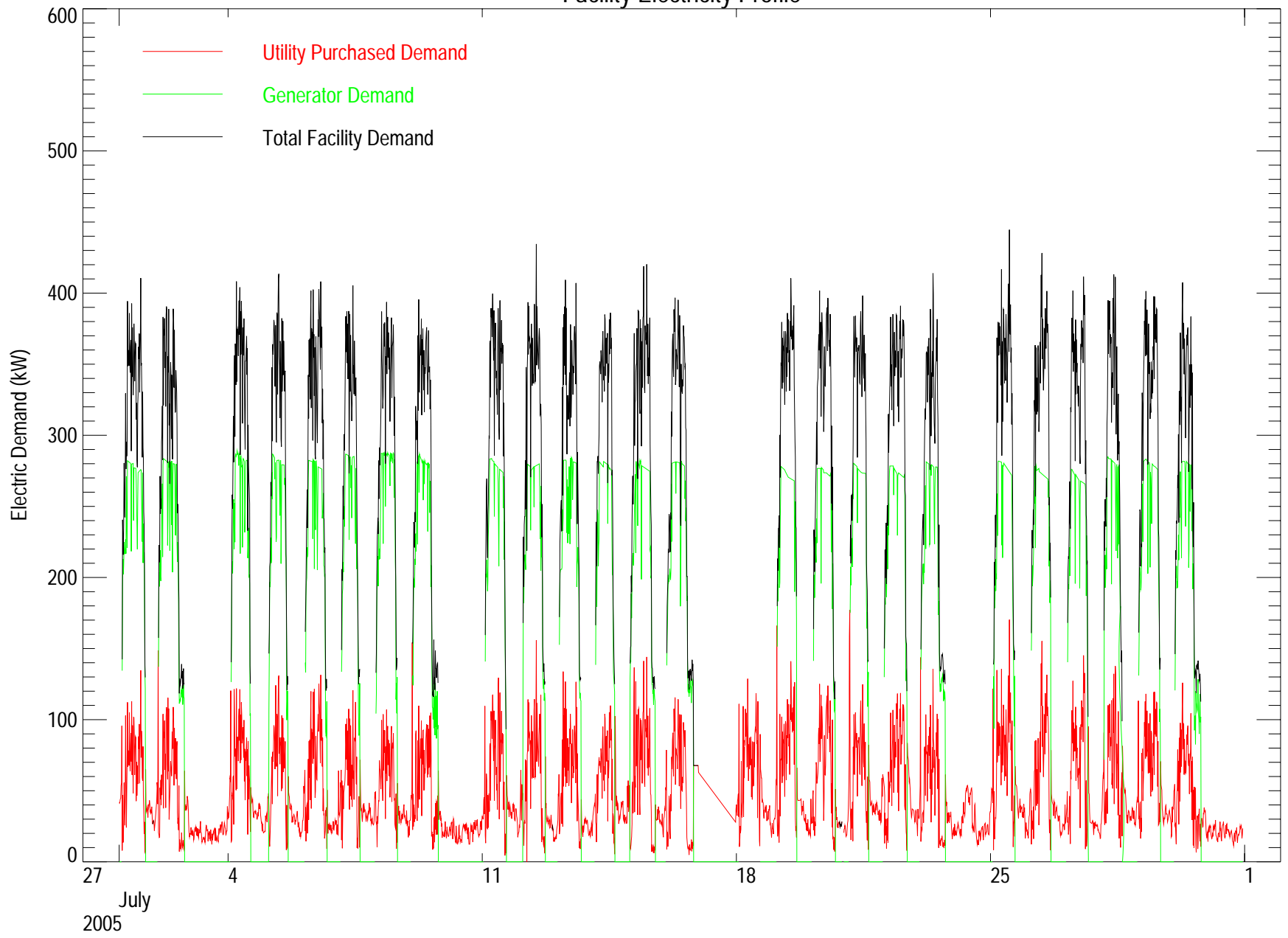
# Generator Demand



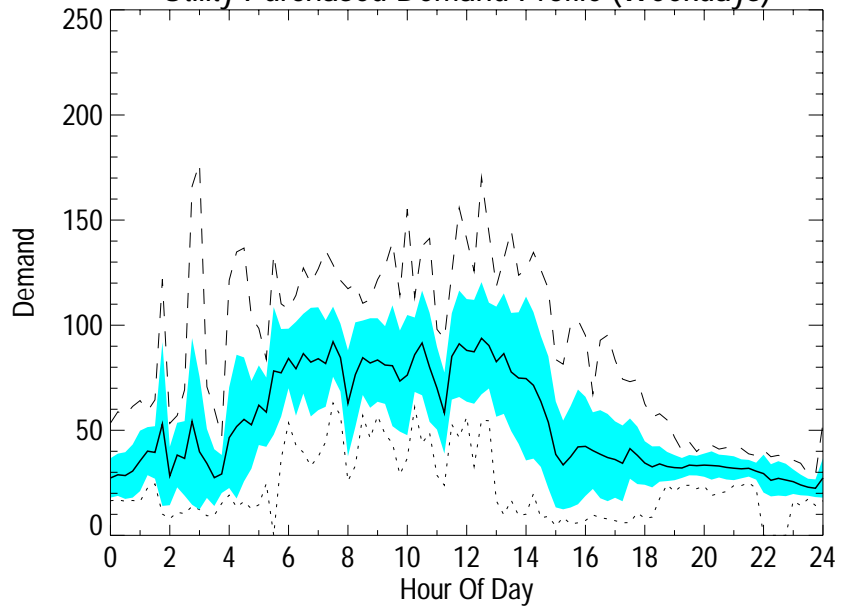
# Total Facility Demand



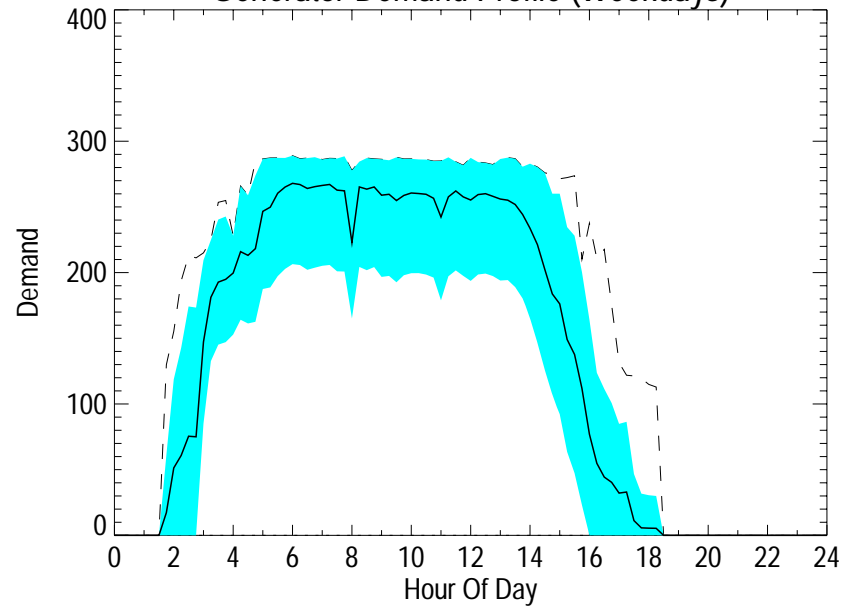
# Facility Electricity Profile



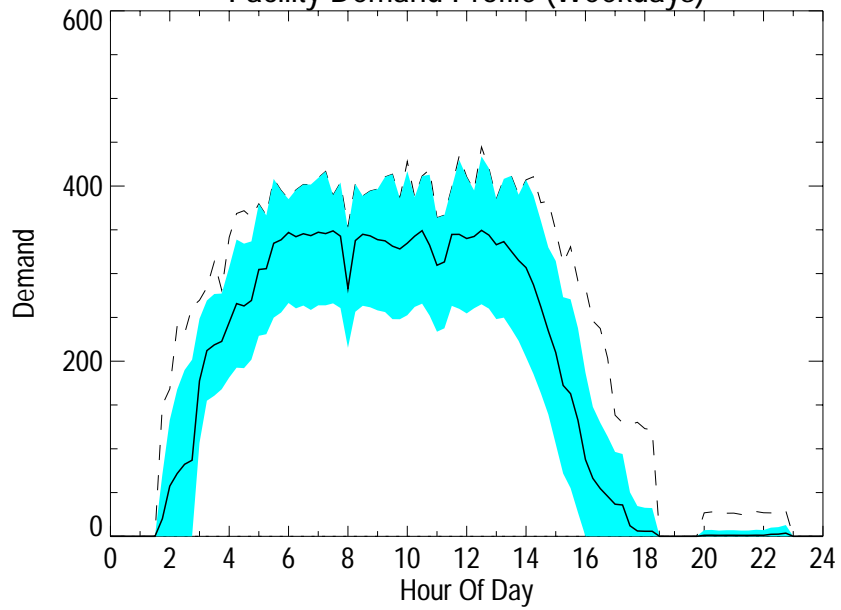
Utility Purchased Demand Profile (Weekdays)



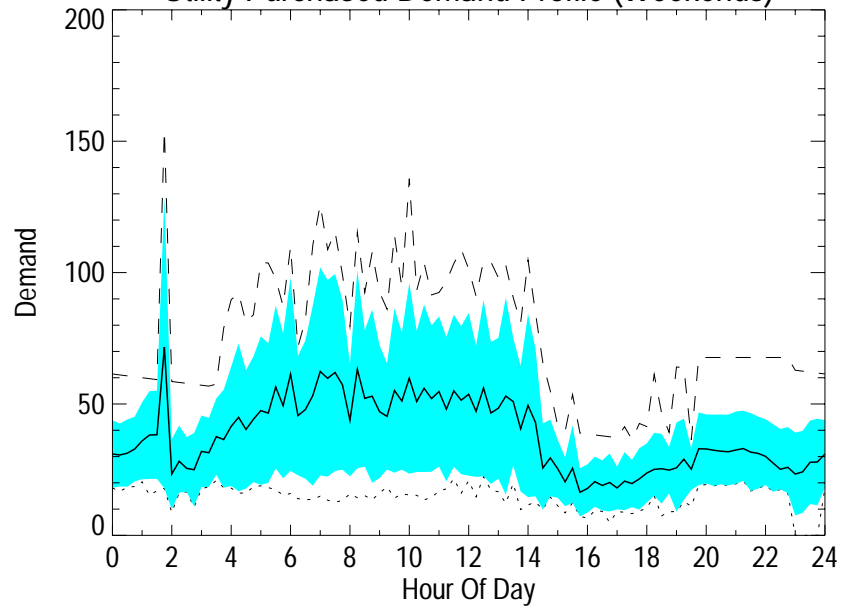
Generator Demand Profile (Weekdays)



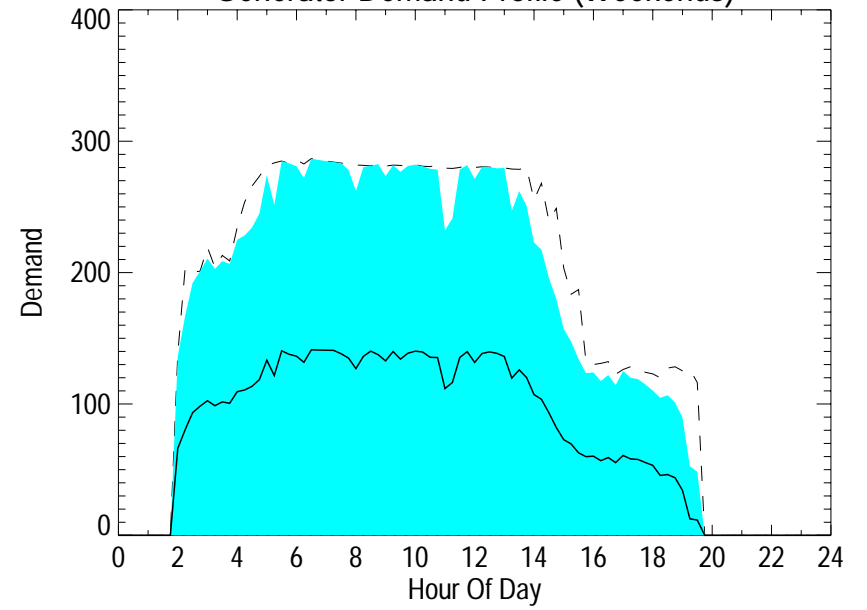
Facility Demand Profile (Weekdays)



Utility Purchased Demand Profile (Weekends)



Generator Demand Profile (Weekends)



Facility Demand Profile (Weekends)

