

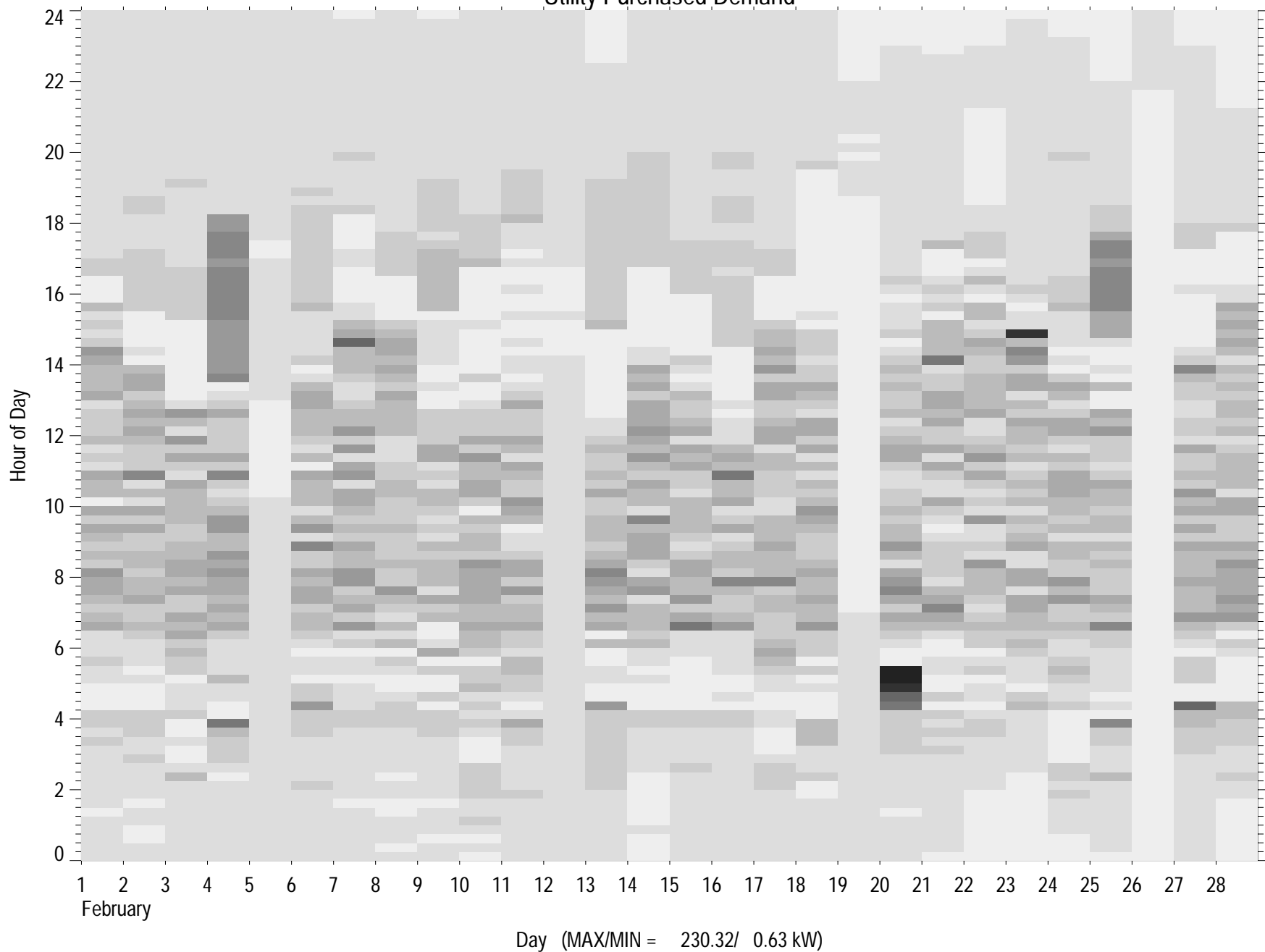
**GENERATOR, FACILITY AND METER POWER SUMMARY**

Arrow Linen

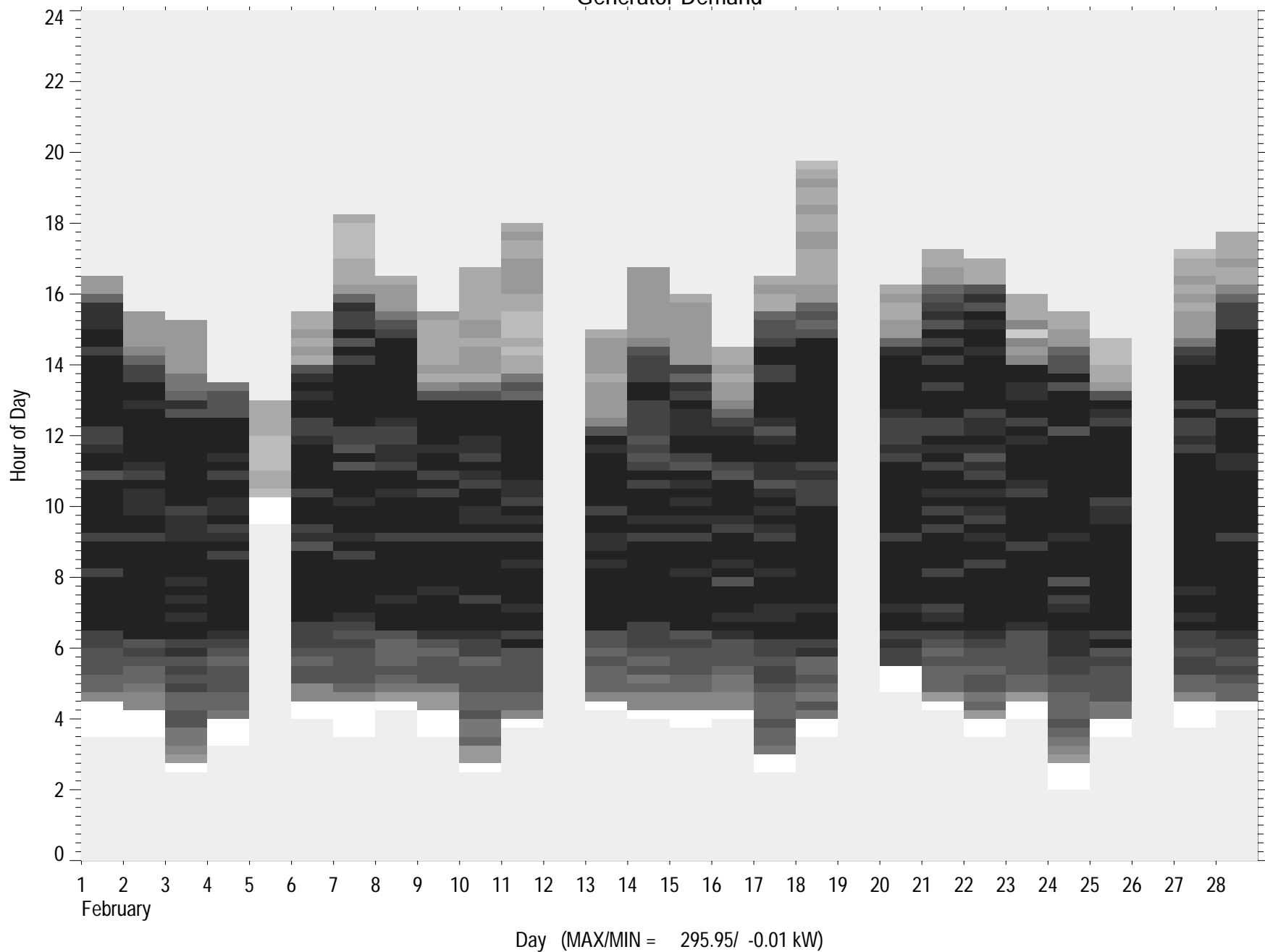
02/01/06 to 02/28/06

Date	Good Data (%)	Utility Purchased Electricity (kWh)	Total Generator Electricity (kWh)	Total Facility Electricity (kWh)	Utility Purchased Demand (Peak kW)	Net Facility Demand (Peak kW)
02/01/06	100.00	906.10	3124.30	4030.40	102.89	380.29
02/02/06	100.00	947.50	2741.40	3688.90	119.00	375.11
02/03/06	100.00	917.70	2957.90	3875.60	99.04	382.41
02/04/06	100.00	1300.30	2459.50	3759.80	137.56	387.57
02/05/06	100.00	500.90	246.70	747.60	36.54	107.60
02/06/06	100.00	996.70	2694.60	3691.30	115.62	374.94
02/07/06	100.00	927.40	3258.40	4185.80	150.64	395.93
02/08/06	100.00	891.00	2976.10	3867.10	100.82	385.01
02/09/06	100.00	934.60	2565.40	3500.00	76.90	368.84
02/10/06	100.00	892.20	3059.30	3951.50	101.99	383.56
02/11/06	100.00	888.30	2997.70	3886.00	97.41	385.29
02/12/06	100.00	528.50	0.00	528.50	29.60	-
02/13/06	100.00	876.40	2378.20	3254.60	121.58	411.73
02/14/06	100.00	907.90	2904.70	3812.60	114.31	382.03
02/15/06	100.00	841.40	2731.10	3572.50	129.42	408.79
02/16/06	100.00	885.30	2335.40	3220.70	127.55	387.17
02/17/06	100.00	1010.90	3318.30	4329.20	112.35	403.43
02/18/06	100.00	891.20	3531.30	4422.50	99.62	392.18
02/19/06	100.00	426.60	0.00	426.60	23.45	-
02/20/06	100.00	1111.00	2657.40	3768.40	230.32	404.74
02/21/06	100.00	871.60	3203.50	4075.10	133.32	376.91
02/22/06	100.00	873.20	3281.40	4154.60	100.19	372.27
02/23/06	100.00	952.60	2772.10	3724.70	201.70	373.78
02/24/06	100.00	897.90	3121.10	4019.00	97.32	372.79
02/25/06	100.00	1078.00	2592.40	3670.40	121.94	399.73
02/26/06	100.00	386.80	0.00	386.80	19.35	19.35
02/27/06	100.00	881.10	2984.80	3865.90	152.59	408.59
02/28/06	100.00	935.60	3330.40	4266.00	96.26	388.77
Total	100.00	24458.70	70223.40	94682.10	230.32	411.73

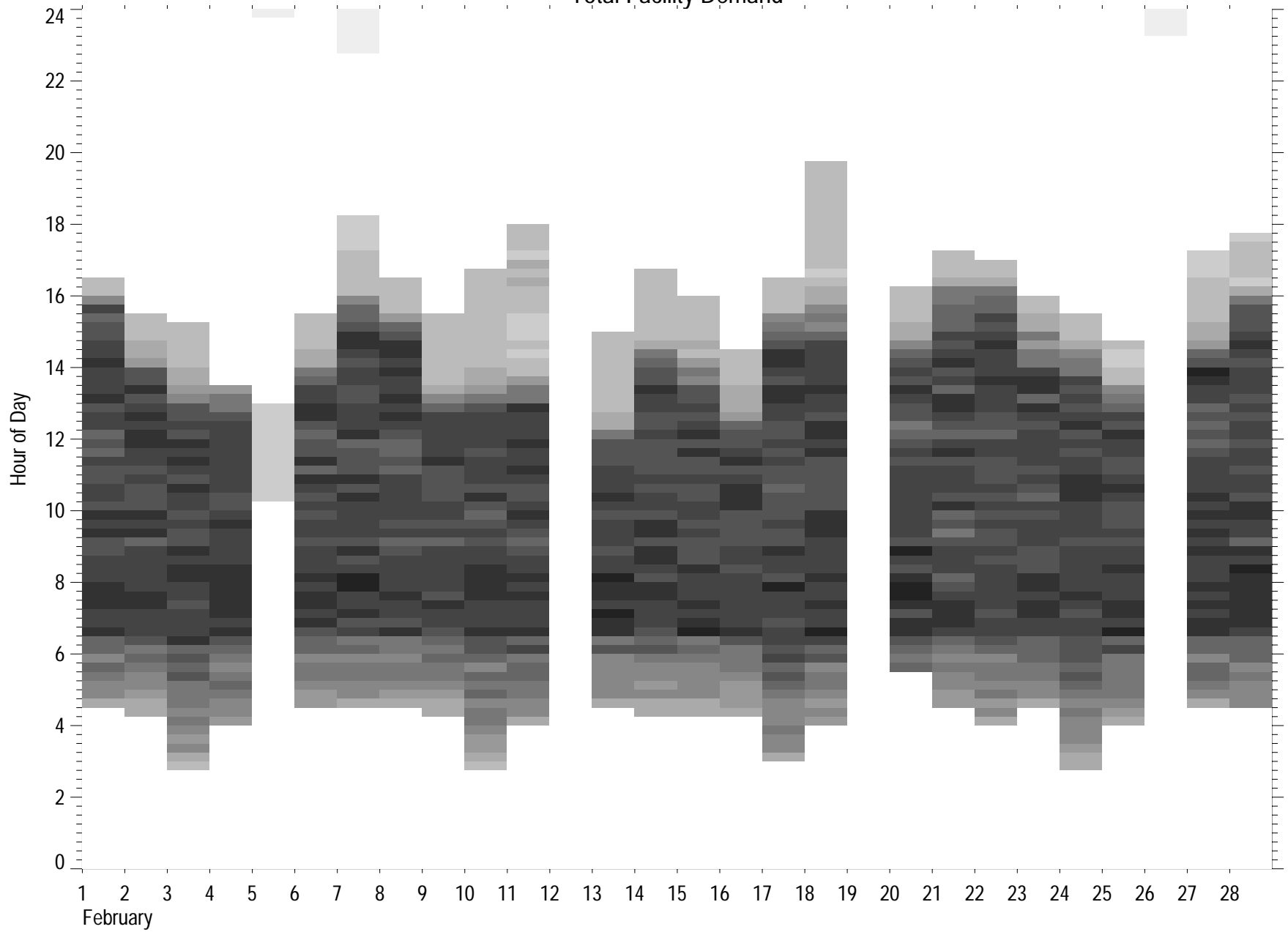
# Utility Purchased Demand



# Generator Demand

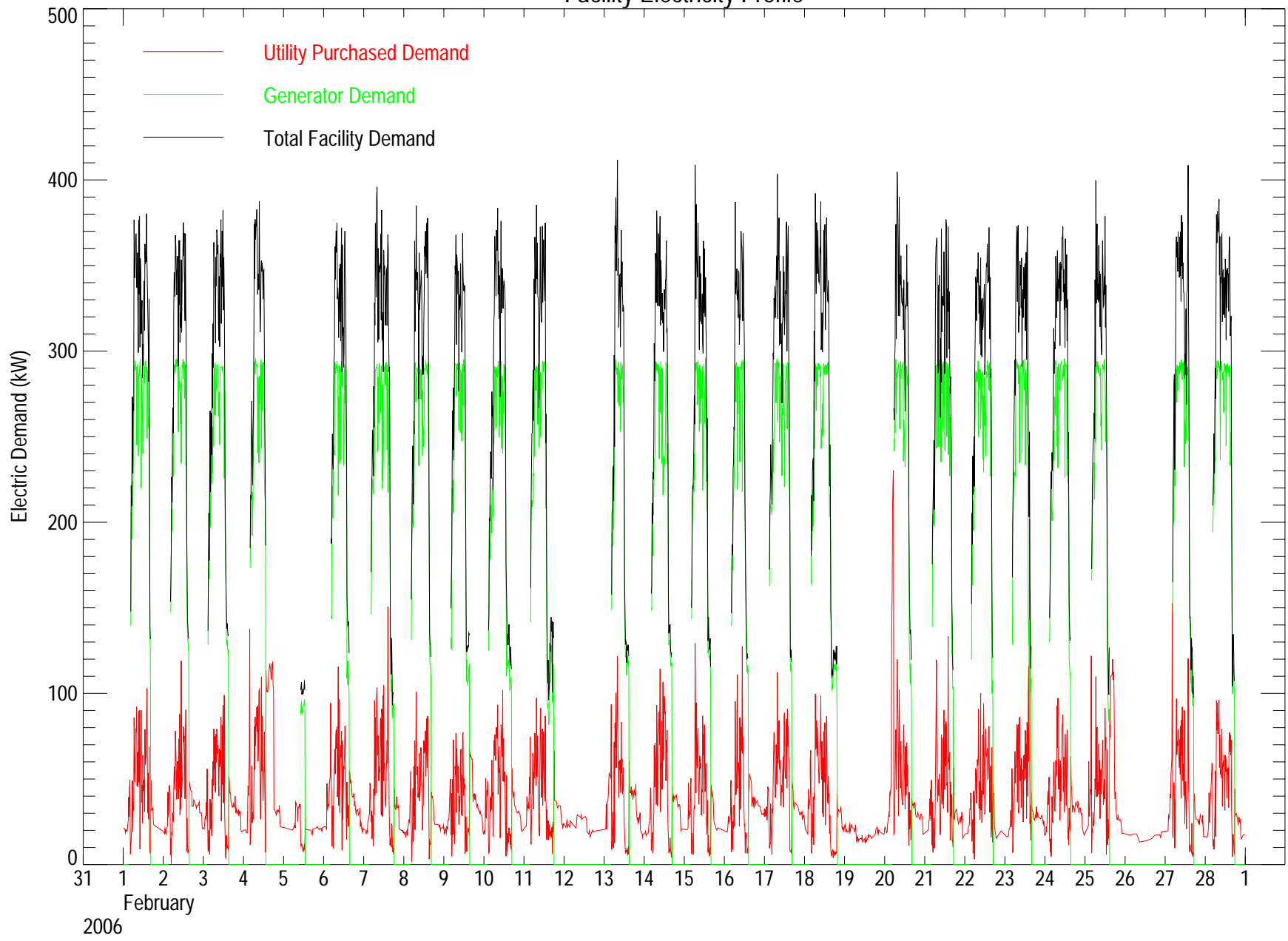


# Total Facility Demand

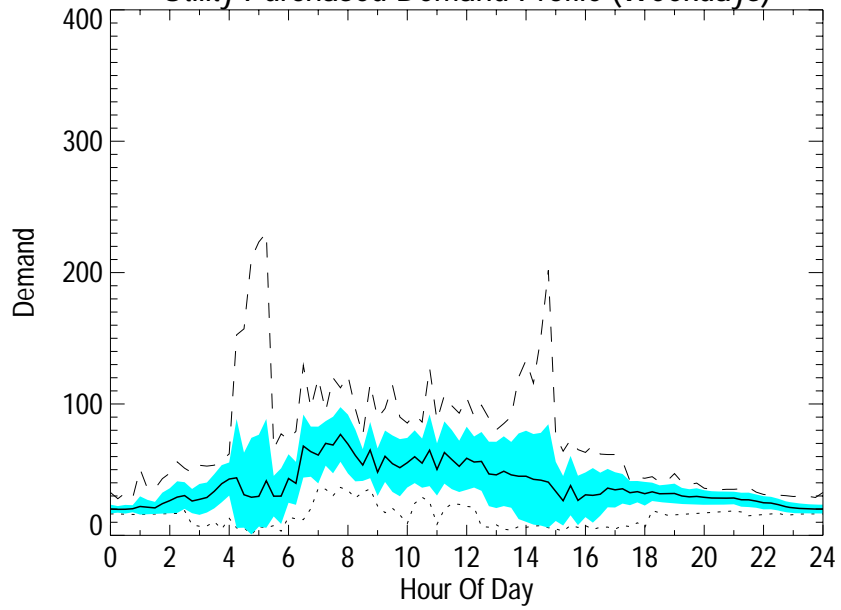


Day (MAX/MIN = 411.73/ 18.63 kW)

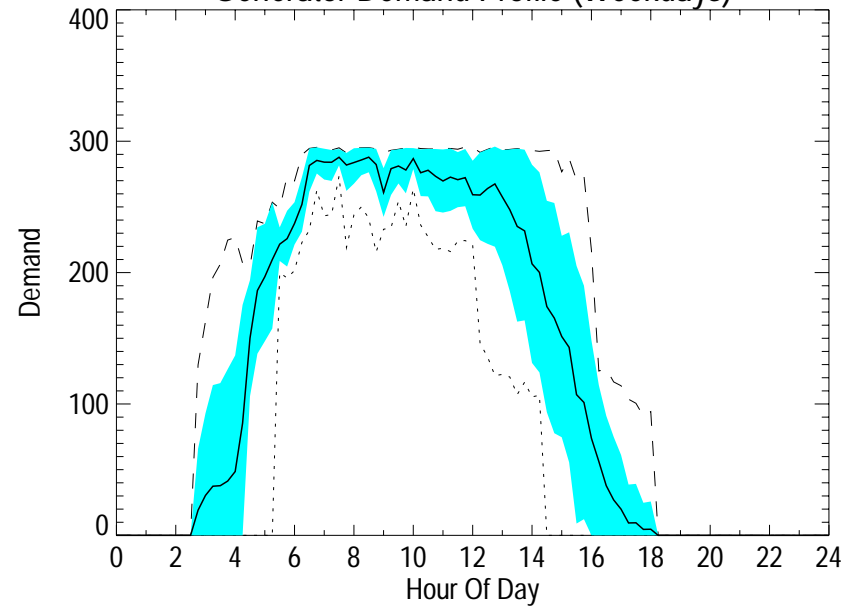
# Facility Electricity Profile



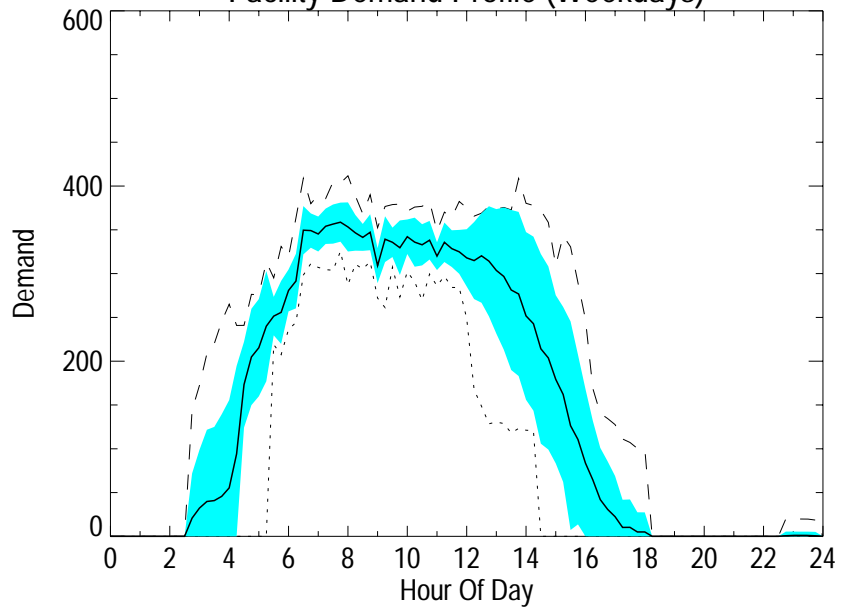
Utility Purchased Demand Profile (Weekdays)



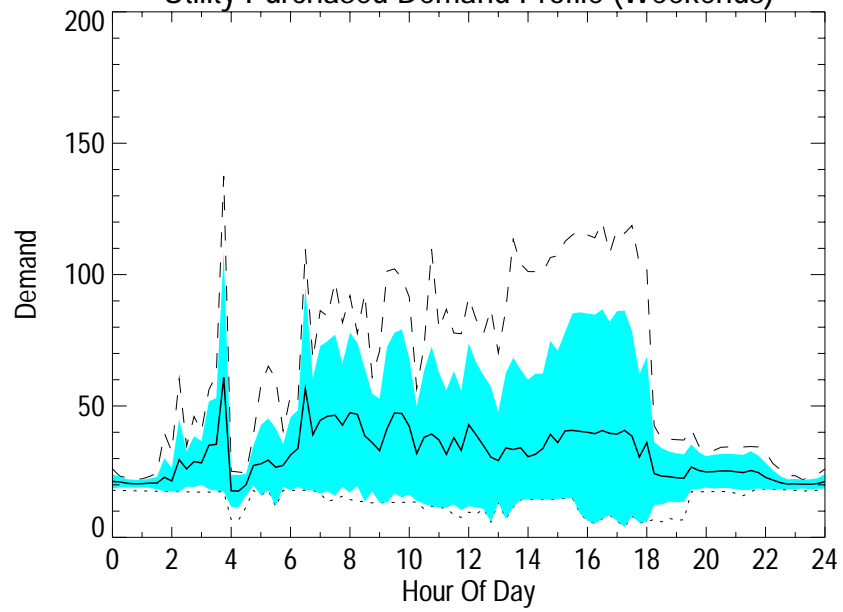
Generator Demand Profile (Weekdays)



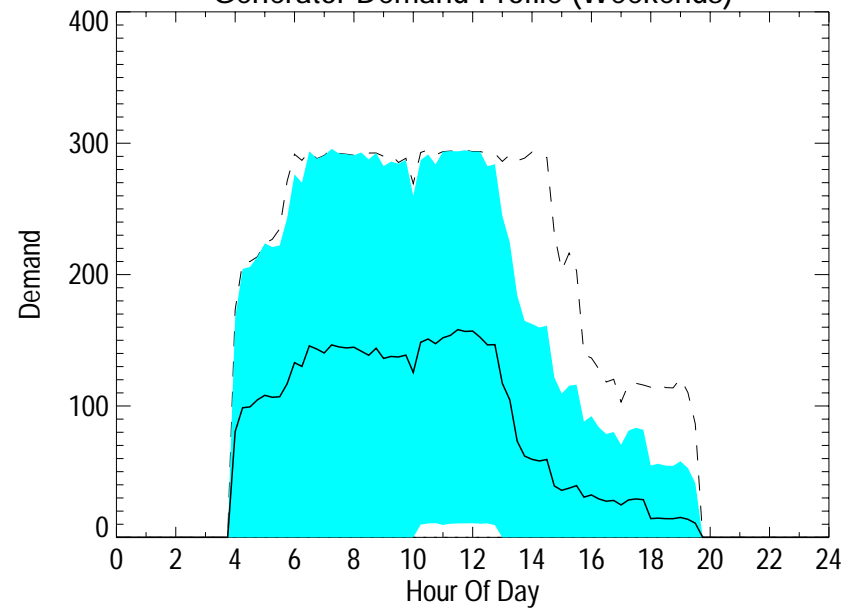
Facility Demand Profile (Weekdays)



Utility Purchased Demand Profile (Weekends)



Generator Demand Profile (Weekends)



Facility Demand Profile (Weekends)

