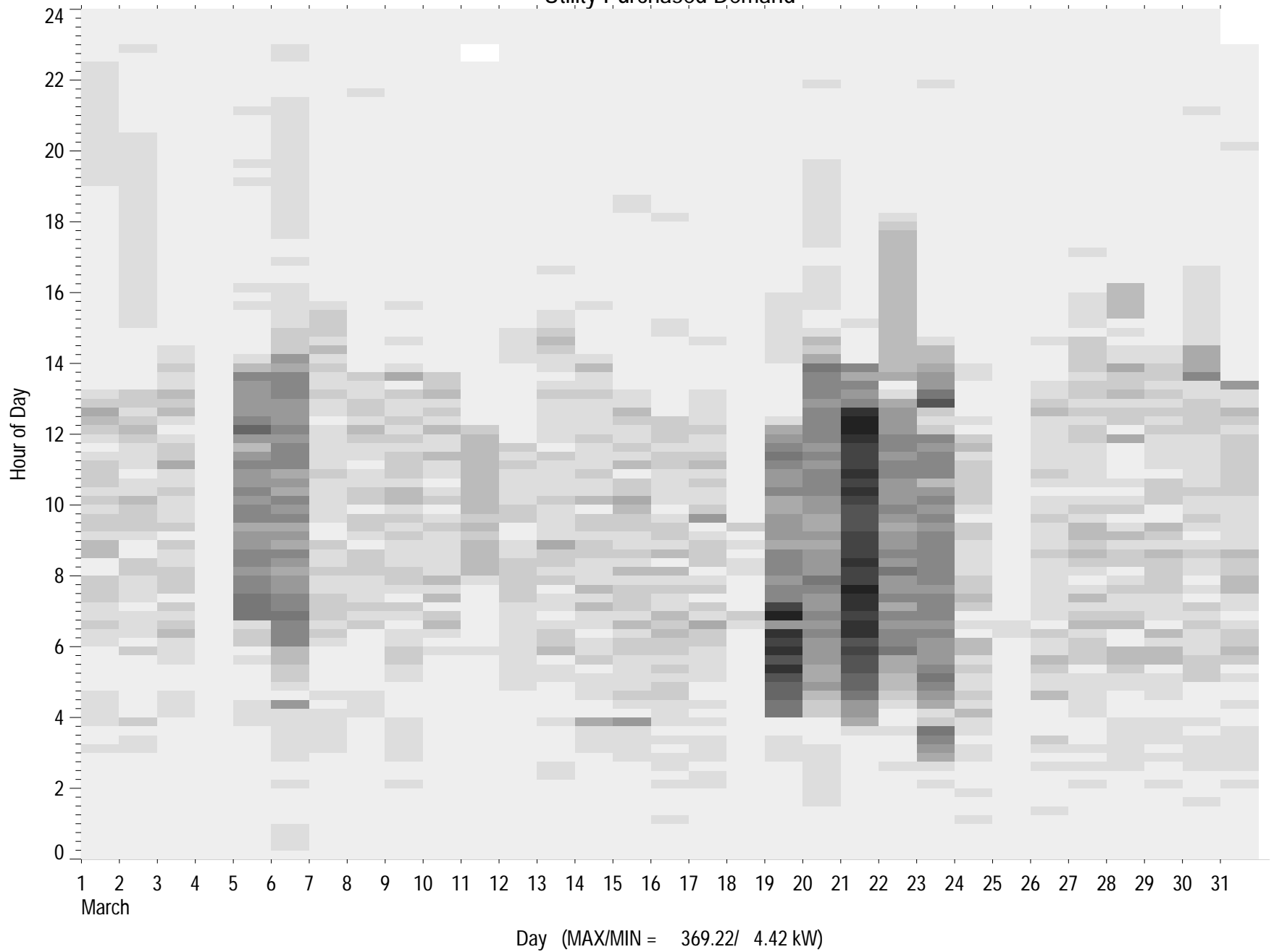


GENERATOR, FACILITY AND METER POWER SUMMARY

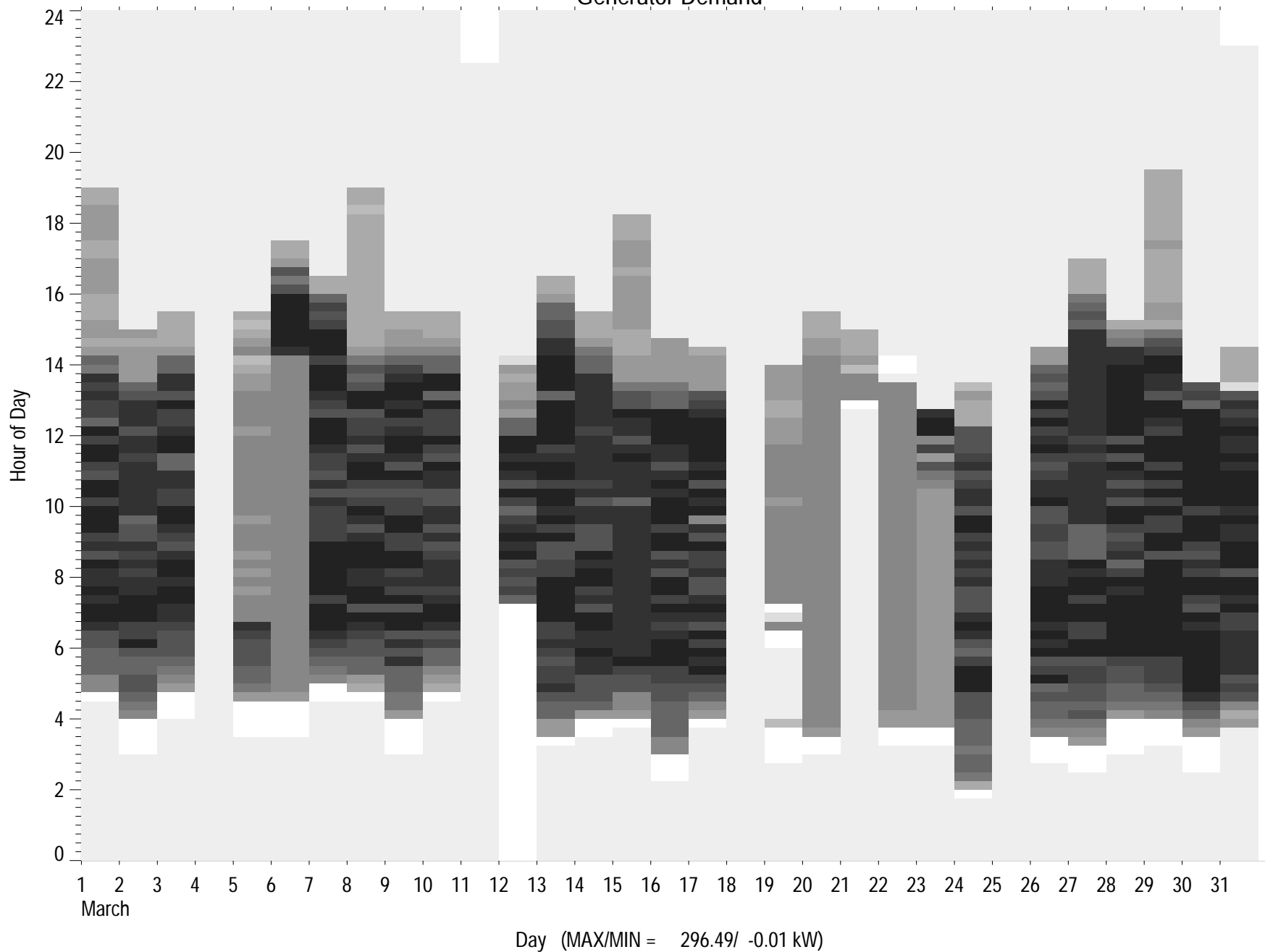
Arrow Linen
03/01/07 to 03/31/07

Date	Good Data (%)	Utility Purchased Electricity (kWh)	Total Generator Electricity (kWh)	Total Facility Electricity (kWh)	Utility Purchased Demand (Peak kW)	Net Facility Demand (Peak kW)
03/01/07	100.00	776.70	2942.90	3719.60	127.11	368.51
03/02/07	100.00	885.20	2581.80	3467.00	102.81	375.18
03/03/07	100.00	829.50	2479.50	3309.00	131.82	360.22
03/04/07	100.00	442.20	0.00	442.20	28.97	-
03/05/07	100.00	1742.60	1691.70	3434.30	238.40	361.61
03/06/07	100.00	2067.70	2168.40	4236.10	207.39	378.11
03/07/07	100.00	866.50	2897.40	3763.90	116.15	405.66
03/08/07	100.00	838.10	2828.80	3666.90	118.56	368.18
03/09/07	100.00	919.50	2704.90	3624.40	126.55	383.69
03/10/07	100.00	772.30	2410.90	3183.20	116.13	366.86
03/11/07	97.92	647.10	0.00	647.10	96.99	17.50
03/12/07	98.96	587.70	1495.90	2083.60	89.67	371.17
03/13/07	100.00	974.50	3261.60	4236.10	122.57	366.75
03/14/07	100.00	849.10	2756.40	3605.50	127.07	352.11
03/15/07	100.00	942.20	2975.60	3917.80	151.45	393.01
03/16/07	100.00	916.50	2807.00	3723.50	111.96	378.25
03/17/07	100.00	830.90	2529.70	3360.60	175.11	377.58
03/18/07	100.00	453.90	0.00	453.90	84.98	-
03/19/07	100.00	2251.20	1022.00	3273.20	354.49	397.37
03/20/07	100.00	2074.60	1732.20	3806.80	210.01	354.56
03/21/07	100.00	3094.70	276.50	3371.20	369.22	323.83
03/22/07	100.00	2197.00	1388.40	3585.40	211.56	355.27
03/23/07	100.00	2138.40	1399.60	3538.00	287.04	406.02
03/24/07	100.00	840.80	2628.00	3468.80	107.72	362.49
03/25/07	100.00	501.90	0.00	501.90	39.41	-
03/26/07	100.00	844.10	2683.90	3528.00	104.67	369.58
03/27/07	100.00	976.70	3225.60	4202.30	106.17	373.47
03/28/07	100.00	1007.10	2867.40	3874.50	136.82	416.70
03/29/07	100.00	875.10	3366.90	4242.00	114.43	391.33
03/30/07	100.00	1044.90	2622.80	3667.70	184.26	378.25
03/31/07	95.83	938.00	2580.80	3518.80	168.48	392.78
Total	99.76	35126.70	64326.60	99453.30	369.22	416.70

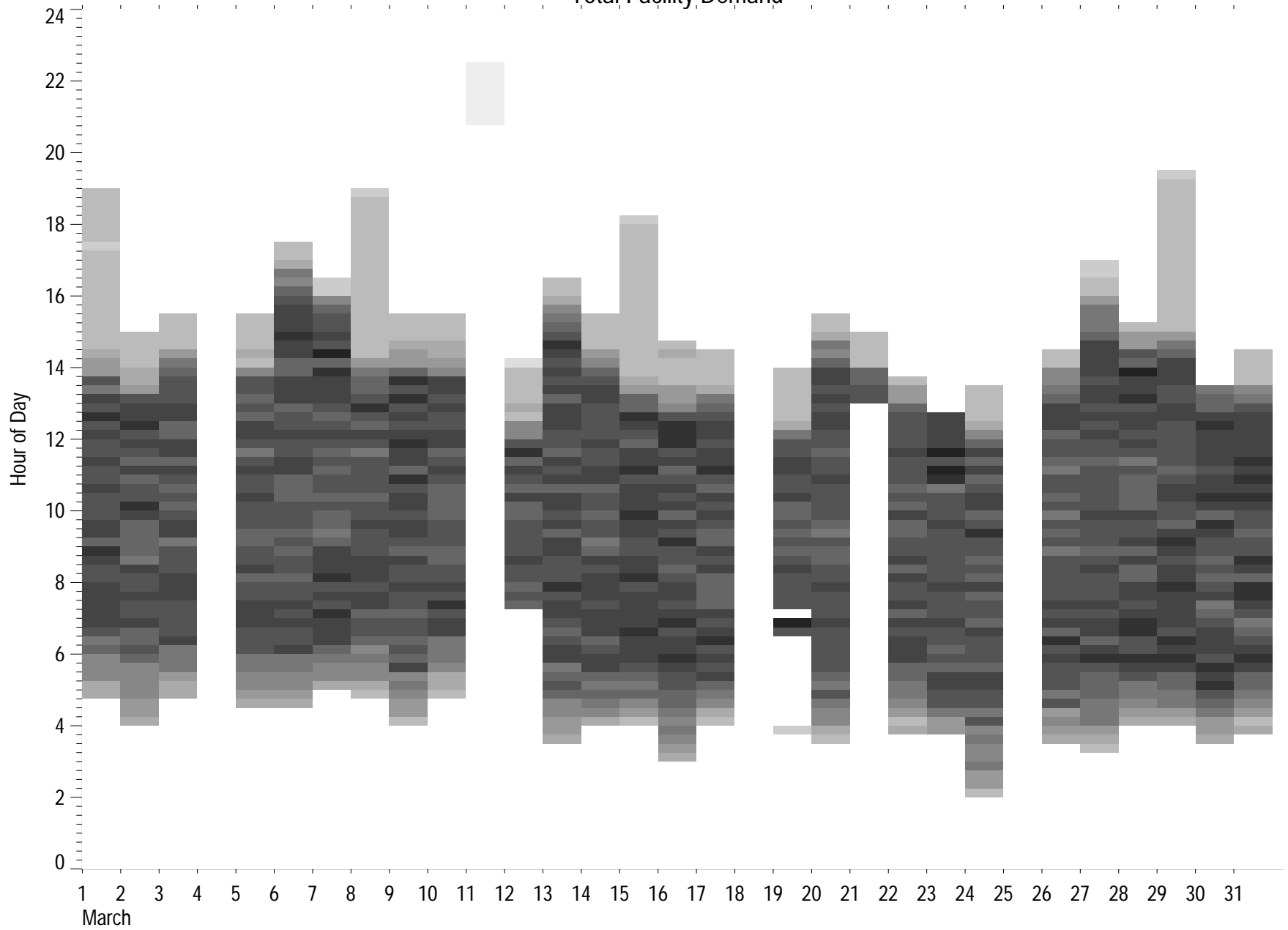
Utility Purchased Demand



Generator Demand

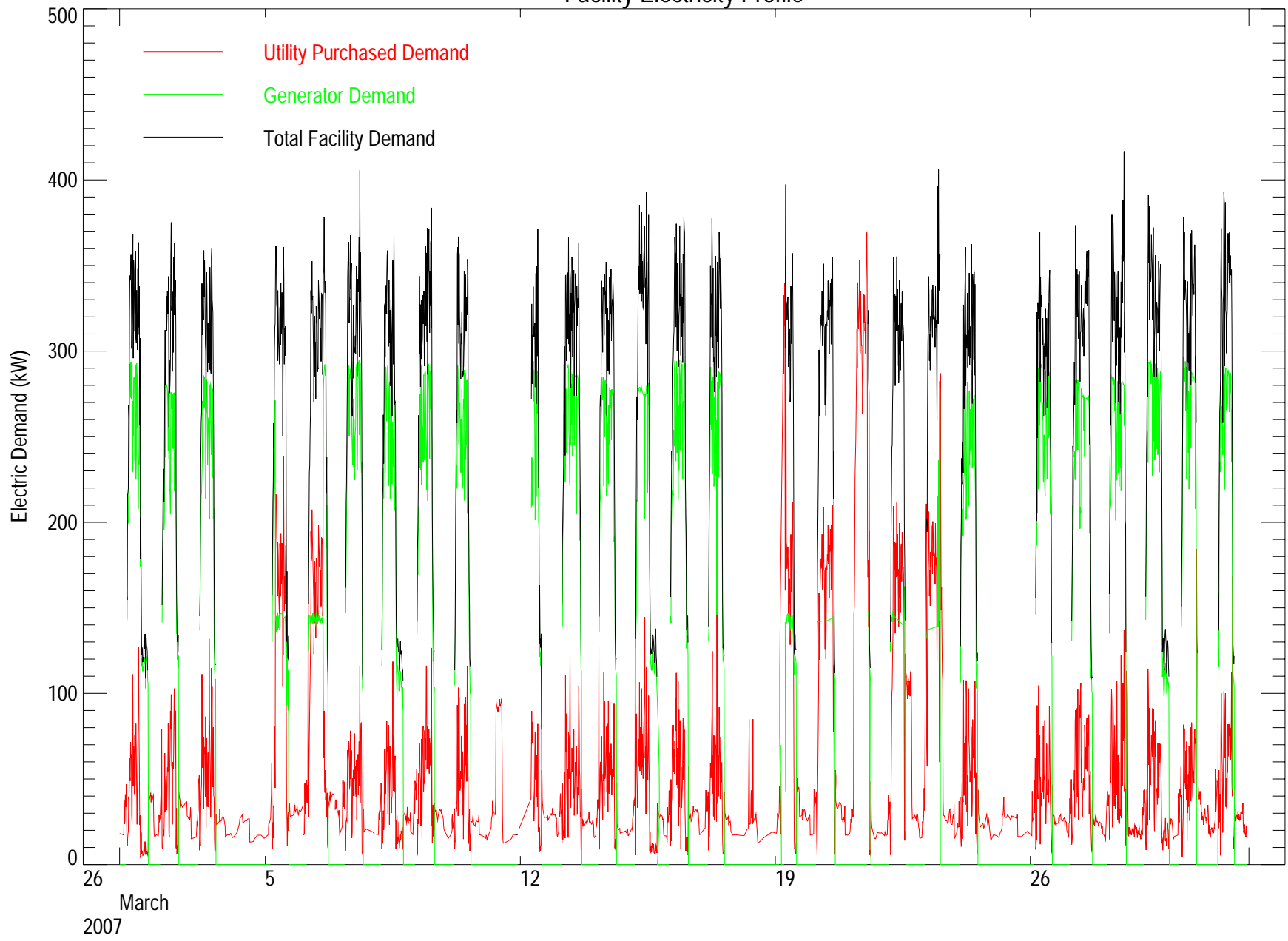


Total Facility Demand

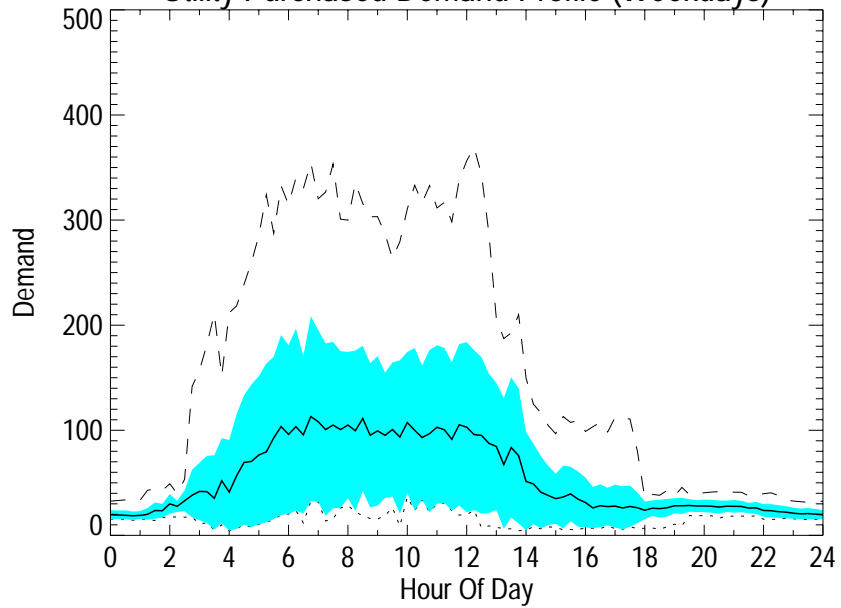


Day (MAX/MIN = 416.70/ 17.48 kW)

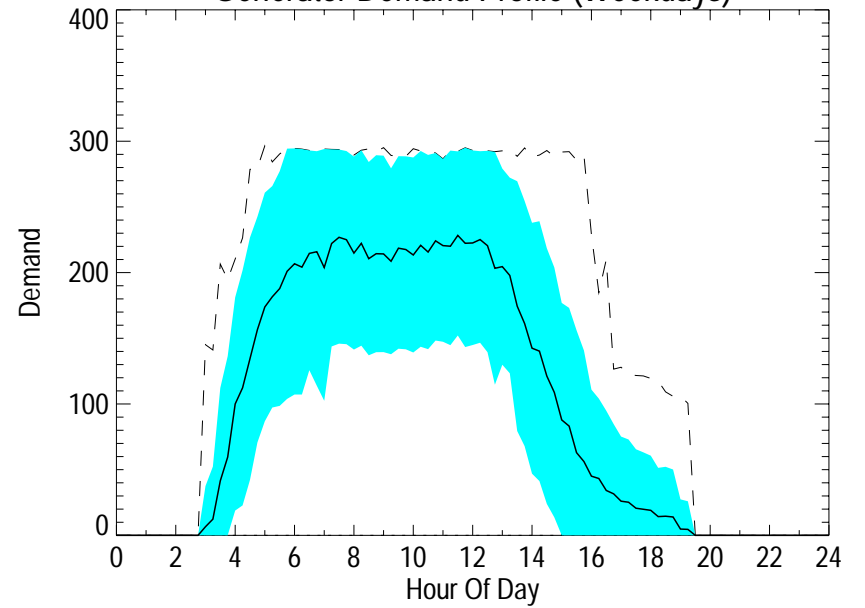
Facility Electricity Profile



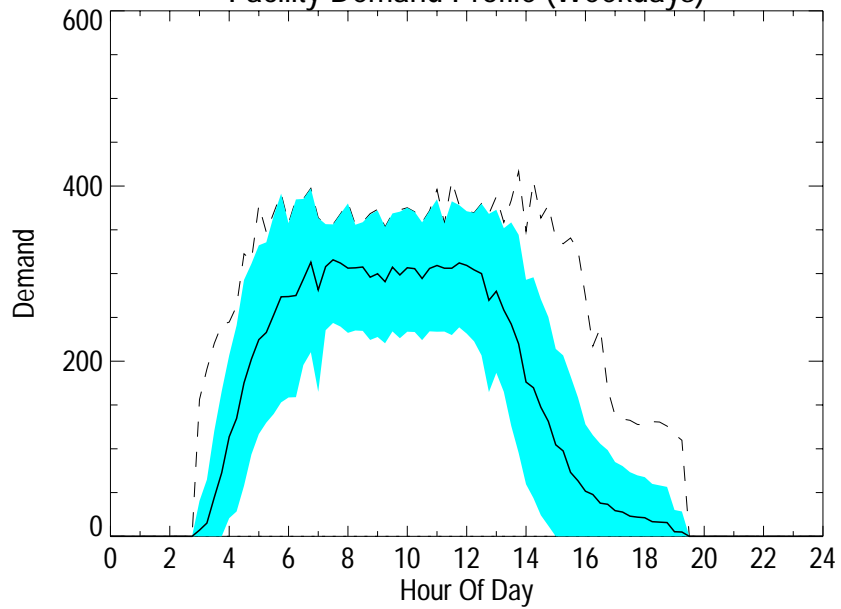
Utility Purchased Demand Profile (Weekdays)



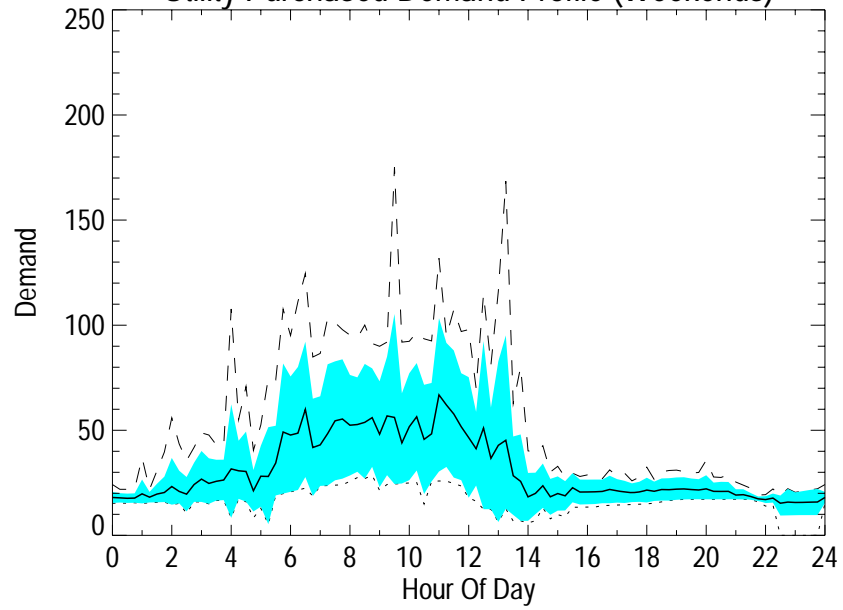
Generator Demand Profile (Weekdays)



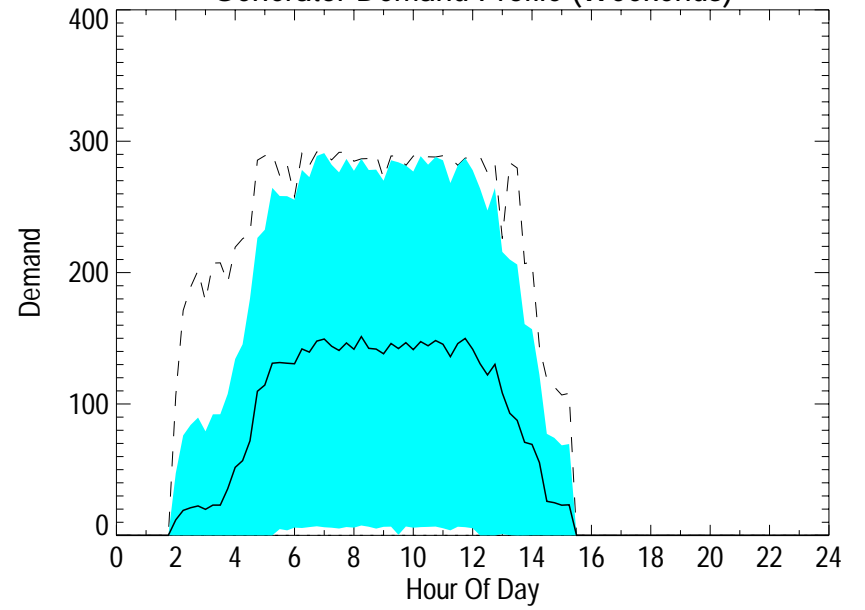
Facility Demand Profile (Weekdays)



Utility Purchased Demand Profile (Weekends)



Generator Demand Profile (Weekends)



Facility Demand Profile (Weekends)

