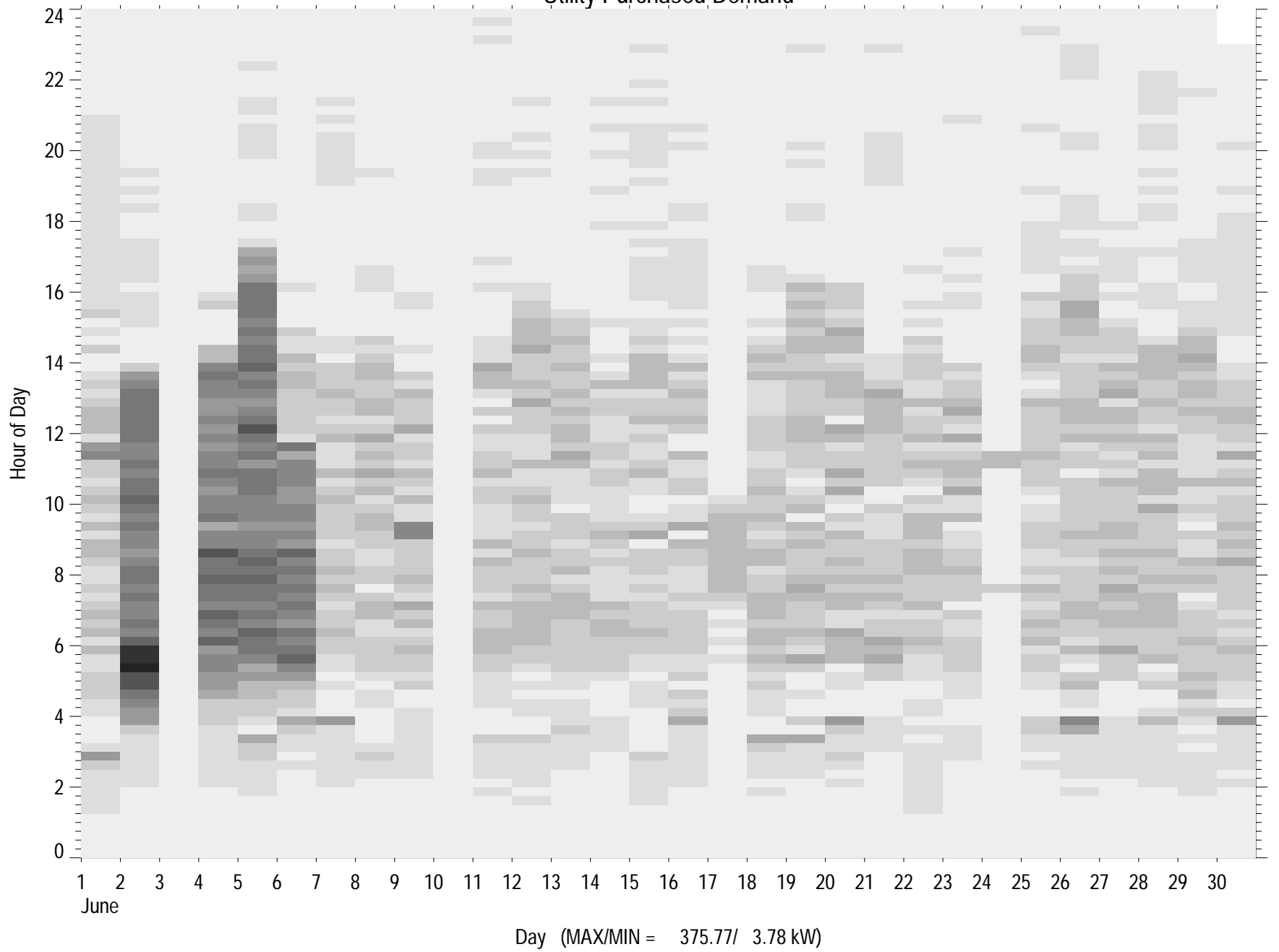


GENERATOR, FACILITY AND METER POWER SUMMARY

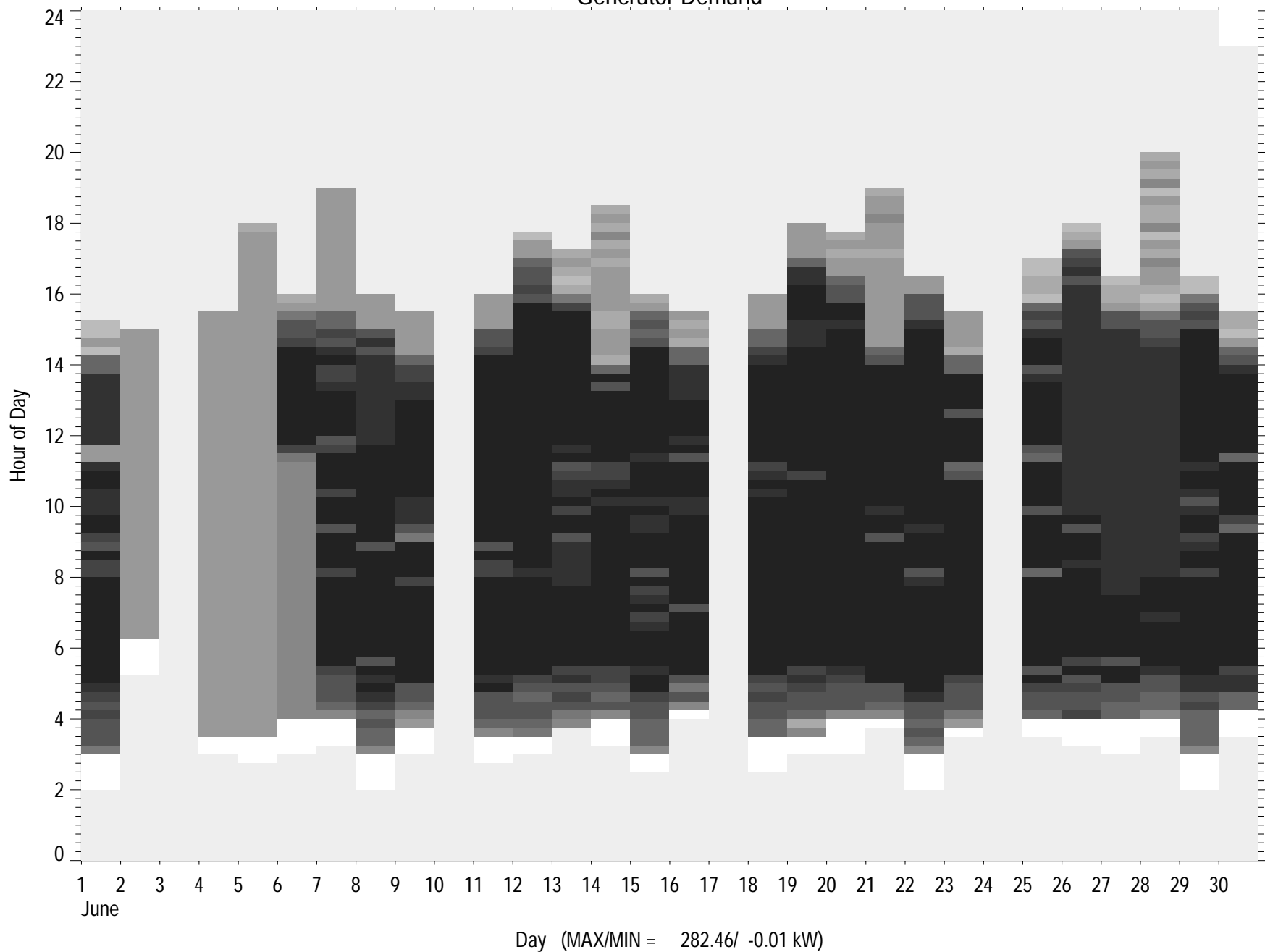
Arrow Linen
06/01/07 to 06/30/07

Date	Good Data (%)	Utility Purchased Electricity (kWh)	Total Generator Electricity (kWh)	Total Facility Electricity (kWh)	Utility Purchased Demand (Peak kW)	Net Facility Demand (Peak kW)
06/01/07	100.00	1373.90	2997.20	4371.10	198.74	385.61
06/02/07	100.00	2675.10	1154.70	3829.80	375.77	372.06
06/03/07	100.00	459.80	0.00	459.80	28.52	-
06/04/07	100.00	2305.60	1603.40	3909.00	267.29	399.74
06/05/07	100.00	2971.50	1899.50	4871.00	278.95	408.47
06/06/07	100.00	1973.60	2073.30	4046.90	241.06	446.62
06/07/07	100.00	1035.70	3359.30	4395.00	150.91	385.09
06/08/07	100.00	1180.20	3184.80	4365.00	135.85	401.57
06/09/07	100.00	1140.00	2740.90	3880.90	191.86	404.05
06/10/07	100.00	402.60	0.00	402.60	25.16	-
06/11/07	100.00	1140.50	3067.40	4207.90	122.97	391.03
06/12/07	100.00	1297.50	3506.60	4804.10	125.59	393.53
06/13/07	100.00	1119.20	3265.80	4385.00	149.50	425.14
06/14/07	100.00	1021.50	3134.50	4156.00	120.32	401.53
06/15/07	100.00	1194.70	3206.10	4400.80	122.91	397.02
06/16/07	100.00	1108.60	2724.00	3832.60	144.21	398.94
06/17/07	100.00	679.30	0.00	679.30	102.40	-
06/18/07	100.00	1177.00	3063.60	4240.60	132.62	384.86
06/19/07	100.00	1330.30	3602.60	4932.90	140.60	410.44
06/20/07	100.00	1259.40	3368.10	4627.50	150.82	395.79
06/21/07	100.00	1090.70	3267.20	4357.90	129.02	404.44
06/22/07	100.00	1132.00	3387.10	4519.10	115.39	385.81
06/23/07	100.00	1013.80	2818.30	3832.10	125.84	398.88
06/24/07	100.00	477.90	0.00	477.90	113.14	-
06/25/07	100.00	1159.70	3211.50	4371.20	119.42	390.84
06/26/07	100.00	1416.50	3489.40	4905.90	188.36	397.74
06/27/07	100.00	1262.70	3055.40	4318.10	139.45	399.58
06/28/07	100.00	1276.90	3414.40	4691.30	122.51	383.10
06/29/07	100.00	1207.10	3330.00	4537.10	134.95	403.76
06/30/07	95.83	1146.00	2761.10	3907.10	156.08	393.52
Total	99.86	38029.30	76686.20	114715.50	375.77	446.62

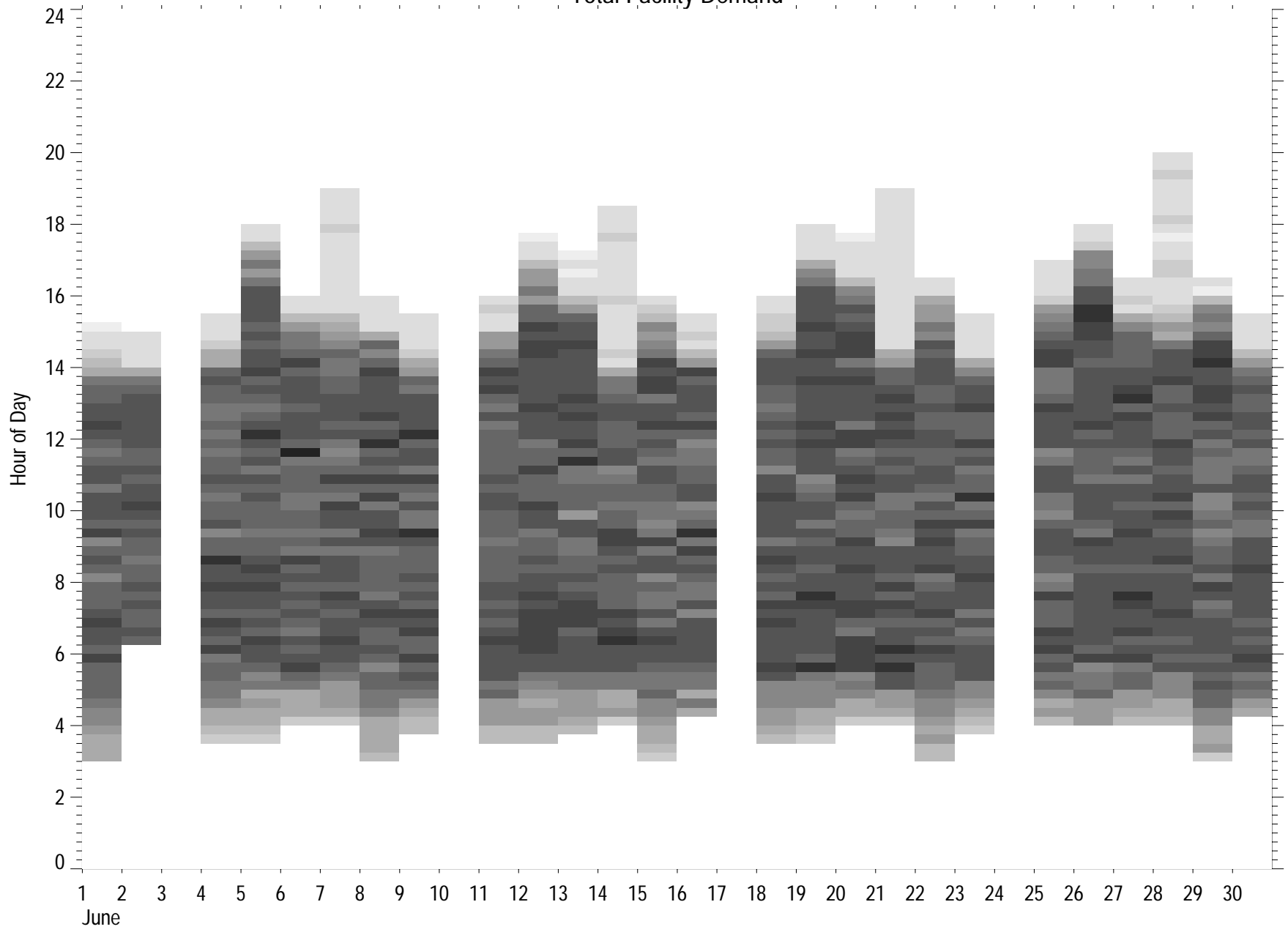
Utility Purchased Demand



Generator Demand

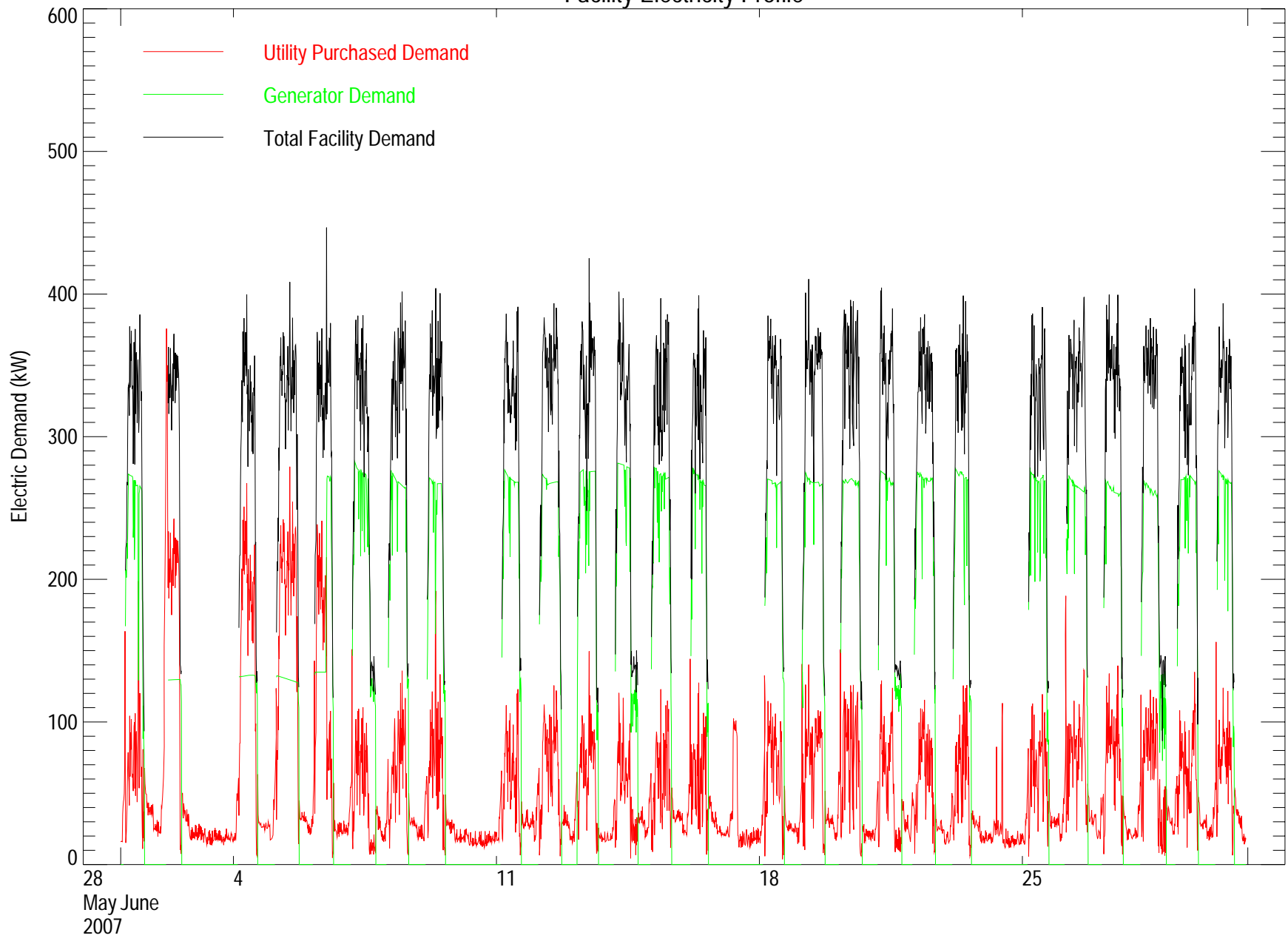


Total Facility Demand

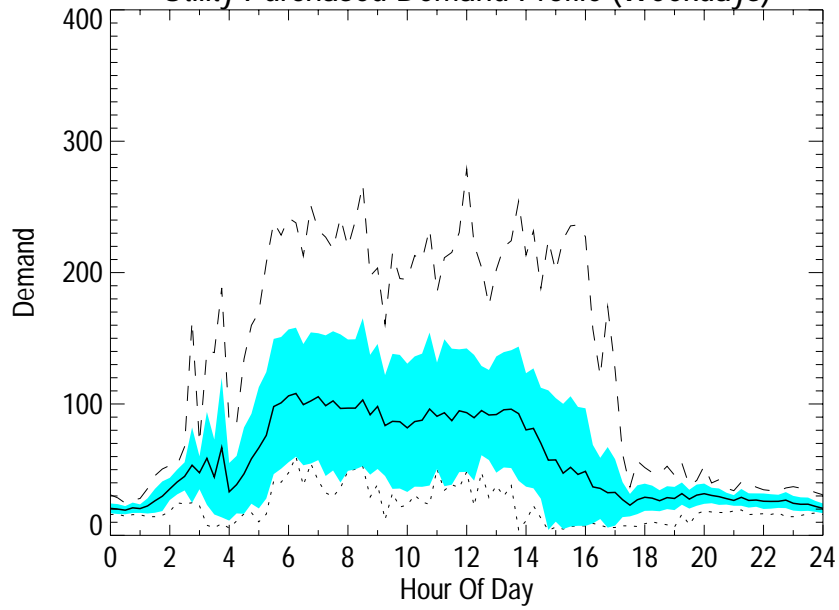


Day (MAX/MIN = 446.62/ 86.70 kW)

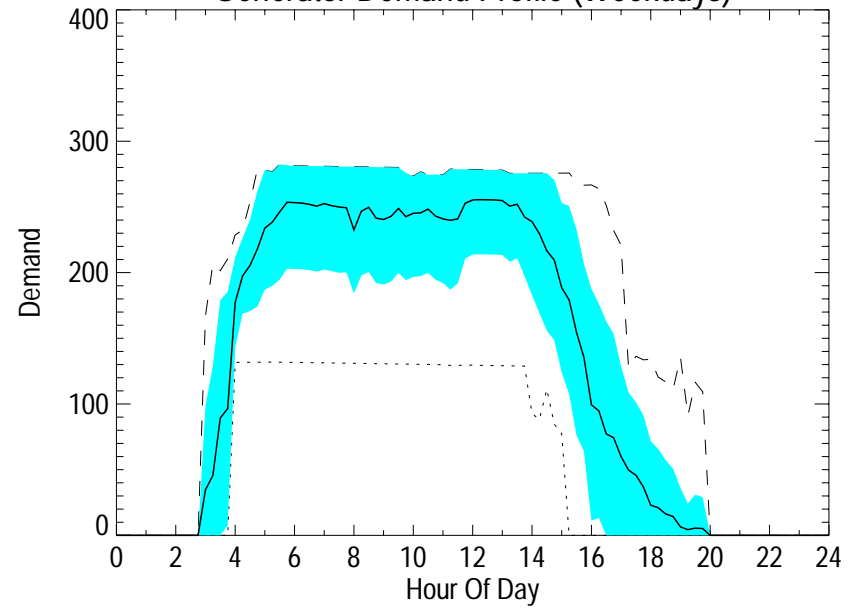
Facility Electricity Profile



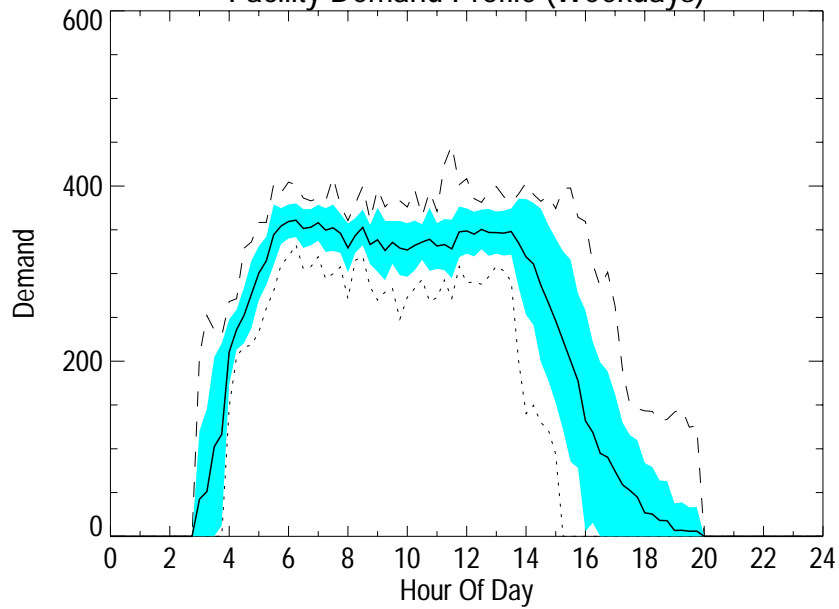
Utility Purchased Demand Profile (Weekdays)



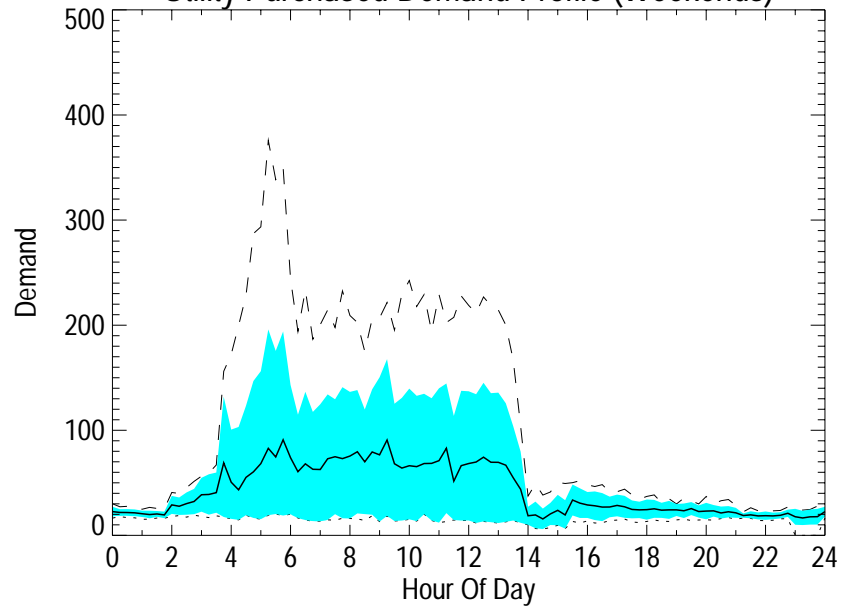
Generator Demand Profile (Weekdays)



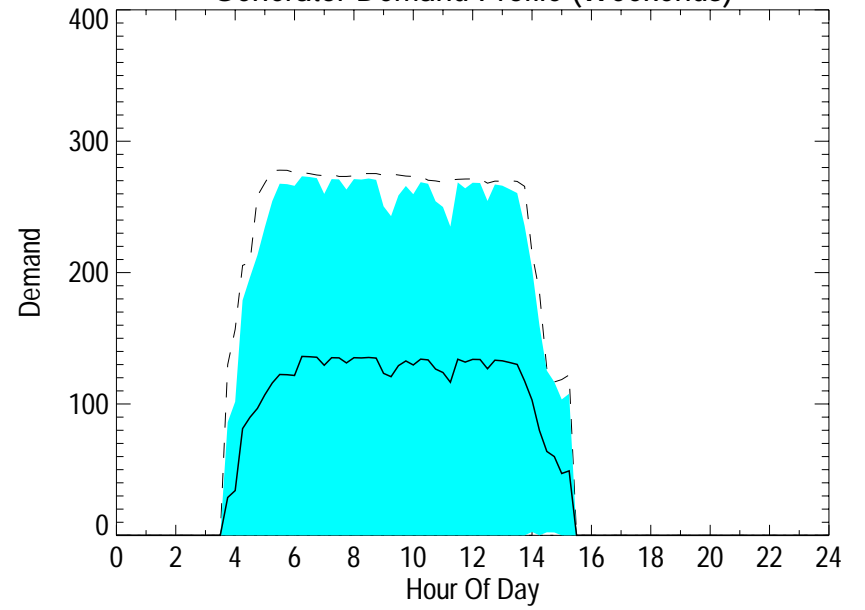
Facility Demand Profile (Weekdays)



Utility Purchased Demand Profile (Weekends)



Generator Demand Profile (Weekends)



Facility Demand Profile (Weekends)

