

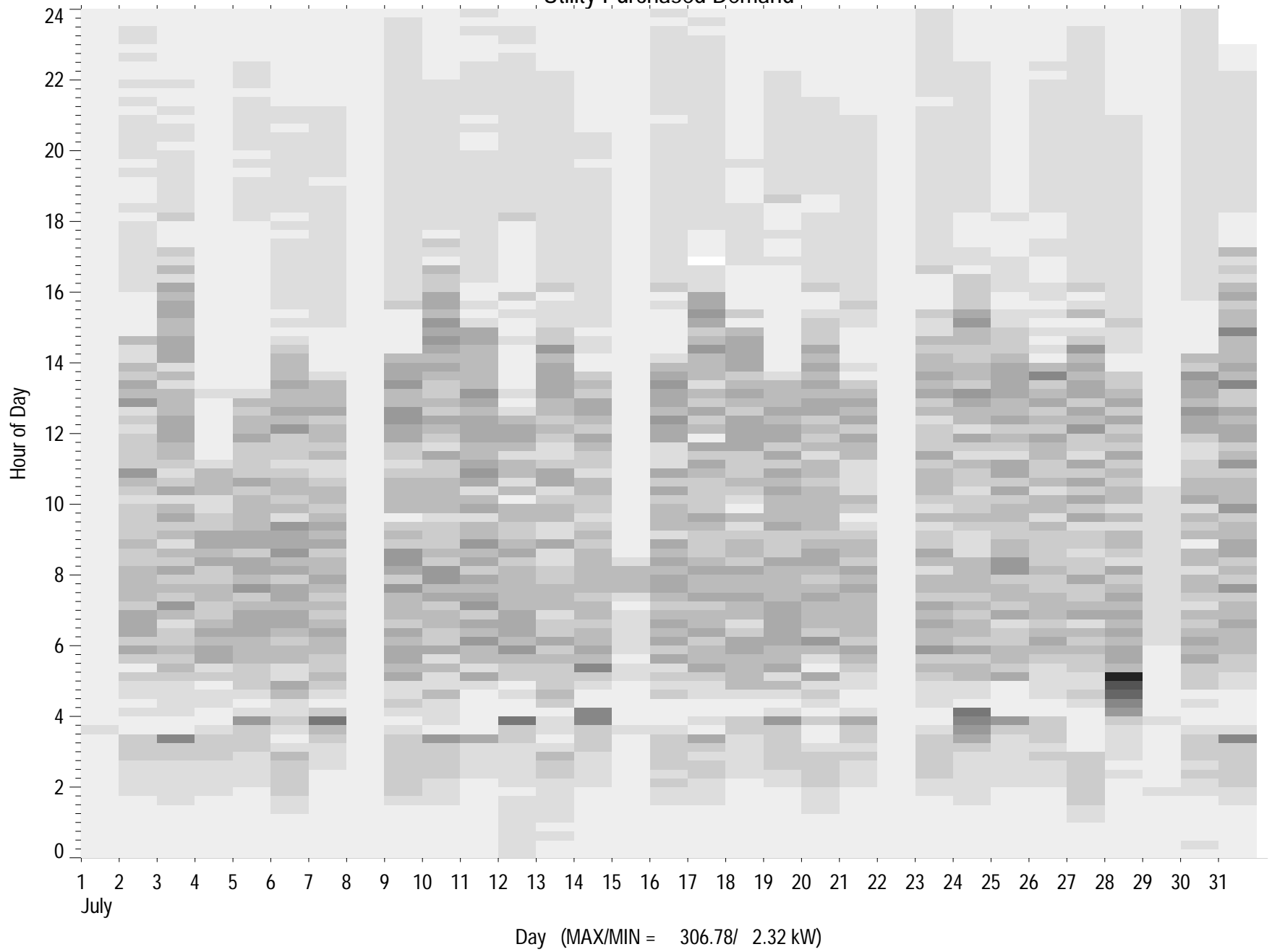
# GENERATOR, FACILITY AND METER POWER SUMMARY

Arrow Linen

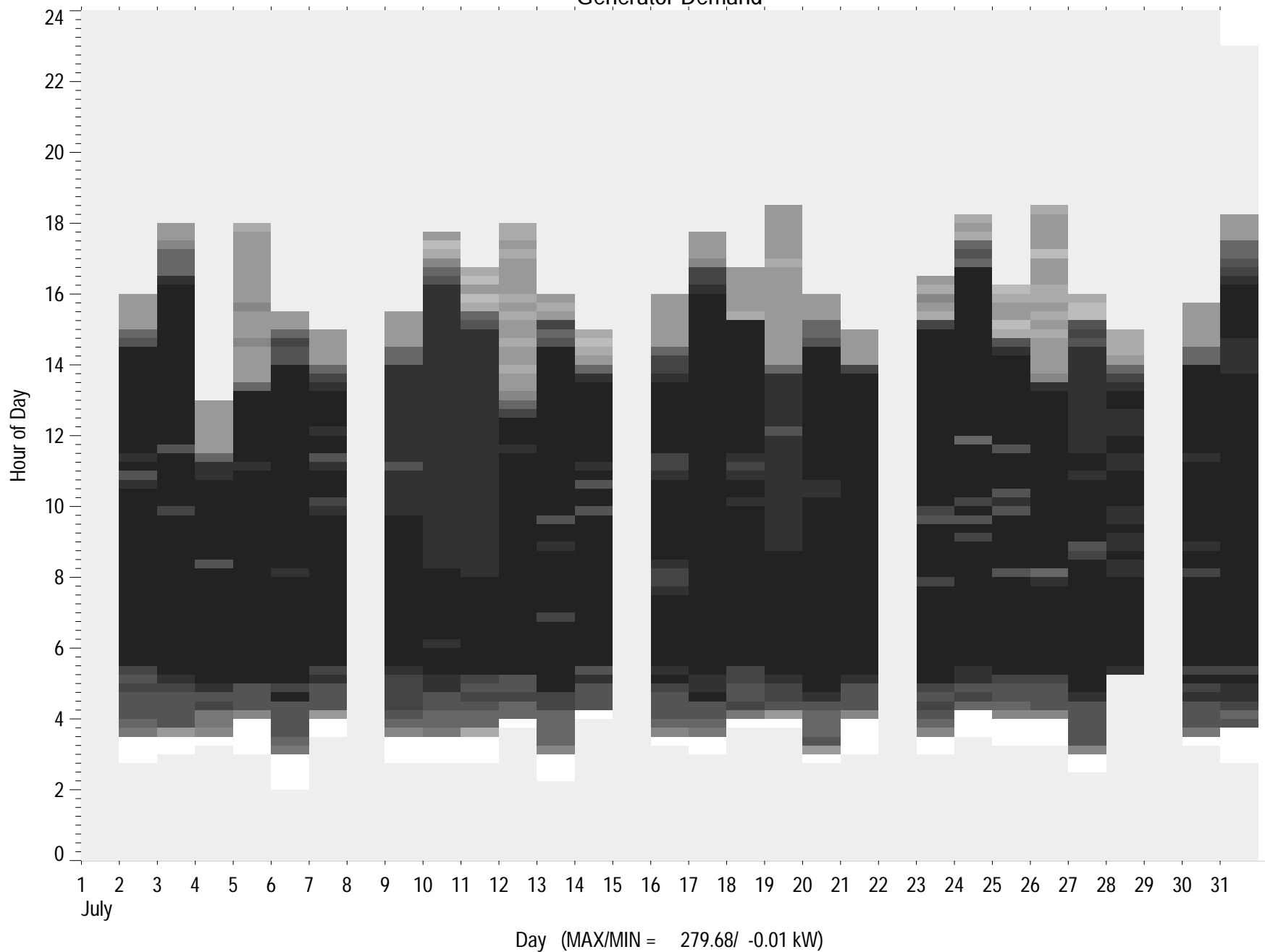
07/01/07 to 07/31/07

Date	Good Data (%)	Utility Purchased Electricity (kWh)	Total Generator Electricity (kWh)	Total Facility Electricity (kWh)	Utility Purchased Demand (Peak kW)	Net Facility Demand (Peak kW)
07/01/07	100.00	529.20	99.00	628.20	27.42	-
07/02/07	100.00	1124.50	3117.10	4241.60	132.93	395.83
07/03/07	100.00	1310.40	3648.50	4958.90	162.46	414.62
07/04/07	100.00	846.30	2187.60	3033.90	117.89	381.65
07/05/07	100.00	1092.60	3000.60	4093.20	135.68	403.99
07/06/07	100.00	1242.40	3096.10	4338.50	127.35	393.04
07/07/07	100.00	1108.70	2662.20	3770.90	176.74	375.31
07/08/07	98.96	171.40	0.00	171.40	25.01	-
07/09/07	100.00	1347.80	2893.90	4241.70	143.01	401.66
07/10/07	100.00	1411.30	3441.20	4852.50	142.17	405.68
07/11/07	100.00	1330.40	3121.90	4452.30	126.98	391.02
07/12/07	100.00	1127.40	2900.40	4027.80	191.77	399.17
07/13/07	100.00	1235.90	3174.90	4410.80	128.44	394.18
07/14/07	100.00	1205.70	2608.90	3814.60	167.66	386.28
07/15/07	100.00	550.00	0.00	550.00	97.01	-
07/16/07	100.00	1232.10	3007.20	4239.30	131.39	397.49
07/17/07	100.00	1437.80	3546.90	4984.70	126.11	389.77
07/18/07	100.00	1207.50	3108.00	4315.50	109.31	377.34
07/19/07	100.00	1207.10	3127.30	4334.40	126.98	389.55
07/20/07	100.00	1217.10	3200.20	4417.30	129.86	394.47
07/21/07	100.00	1153.10	2718.70	3871.80	108.13	376.69
07/22/07	100.00	411.00	0.00	411.00	25.25	-
07/23/07	100.00	1213.40	3220.00	4433.40	128.73	404.56
07/24/07	100.00	1368.40	3490.70	4859.10	192.78	396.16
07/25/07	100.00	1093.70	2911.70	4005.40	145.58	396.71
07/26/07	100.00	1178.20	2991.50	4169.70	154.21	382.95
07/27/07	100.00	1297.60	3192.90	4490.50	143.77	406.41
07/28/07	100.00	1344.30	2389.20	3733.50	306.78	388.23
07/29/07	100.00	532.30	0.00	532.30	38.78	-
07/30/07	100.00	1198.70	2925.90	4124.60	126.41	389.78
07/31/07	95.83	1472.50	3605.00	5077.50	155.62	418.96
Total	99.83	34198.80	79387.50	113586.30	306.78	418.96

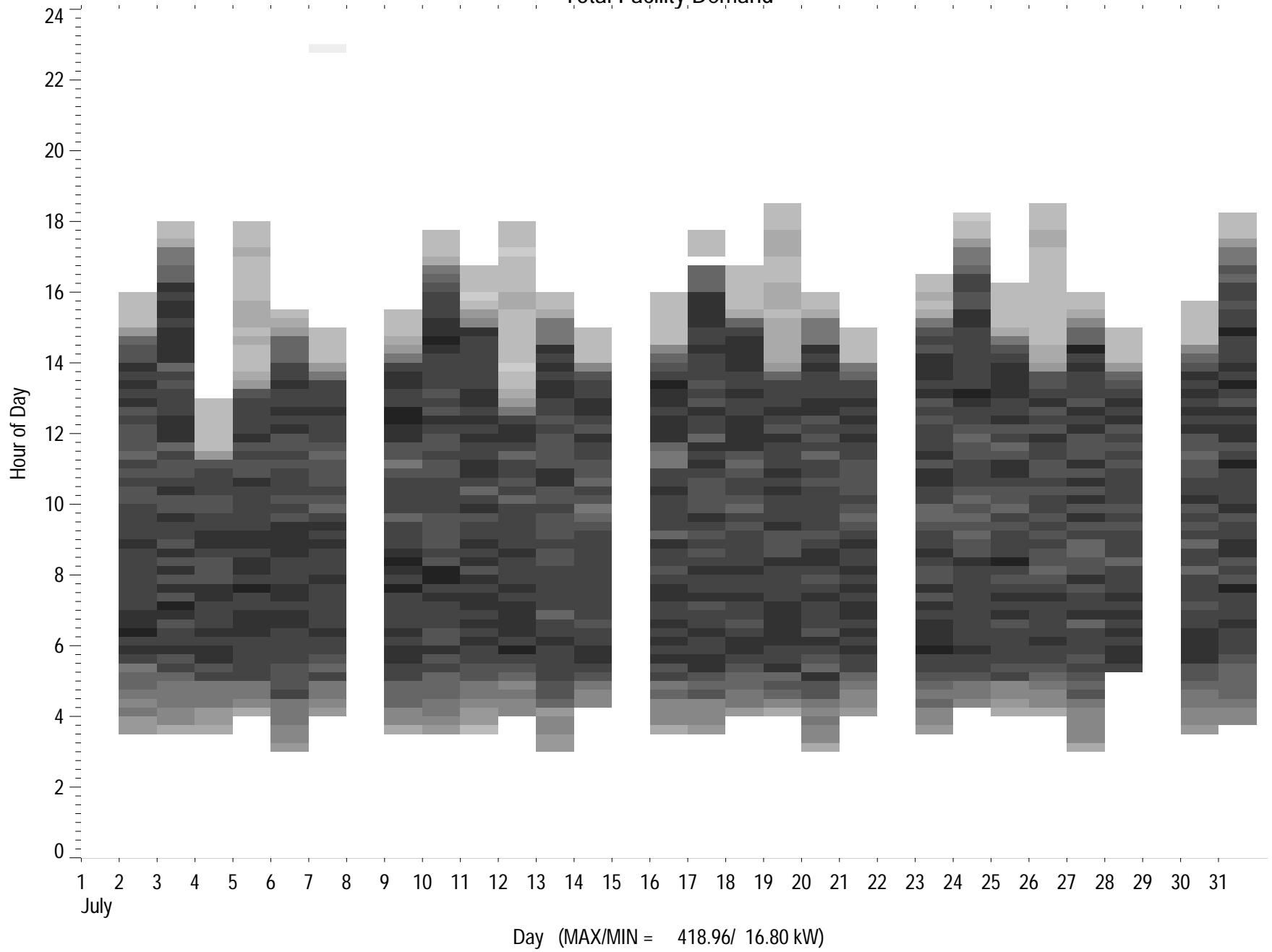
# Utility Purchased Demand



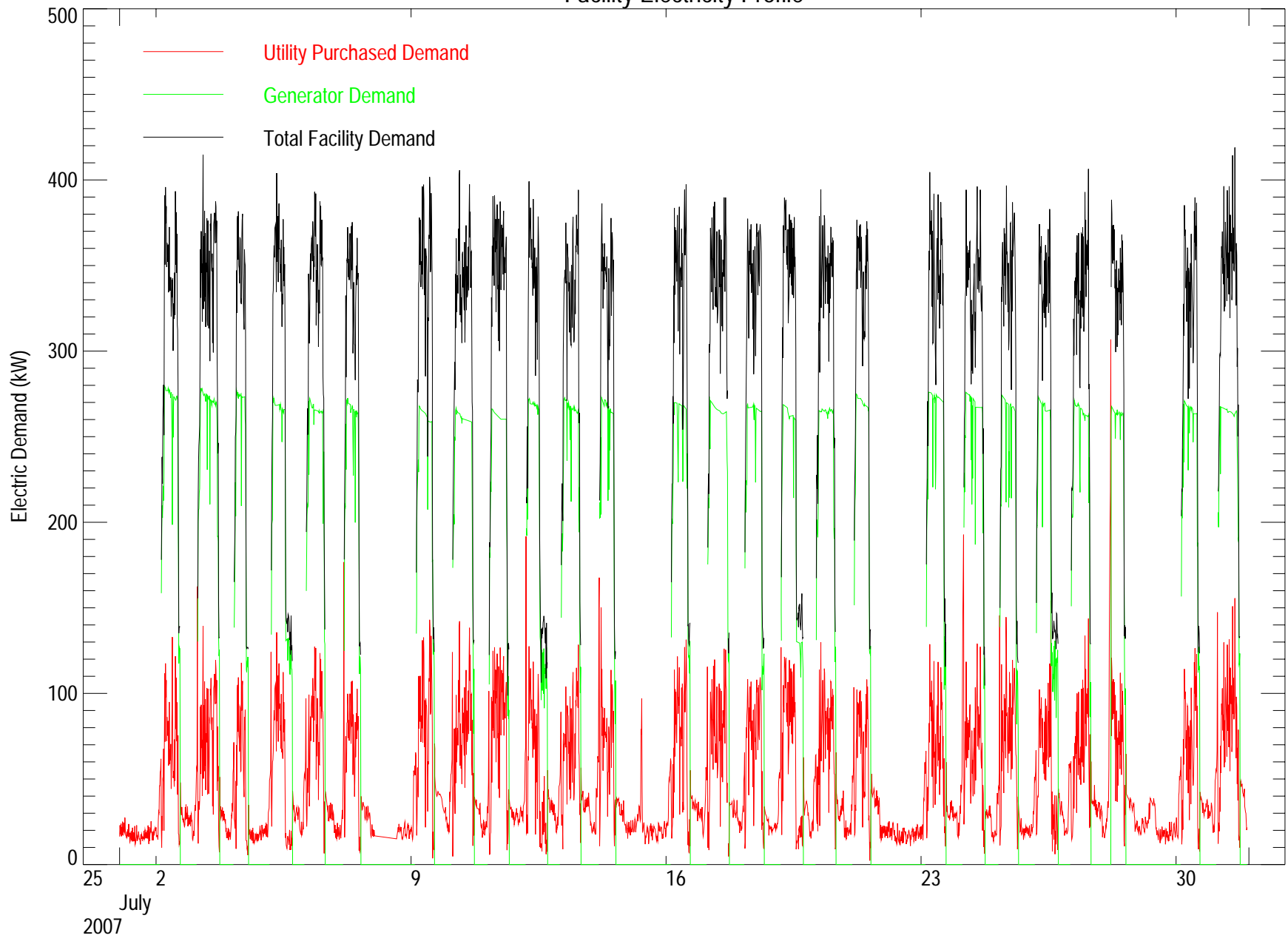
# Generator Demand



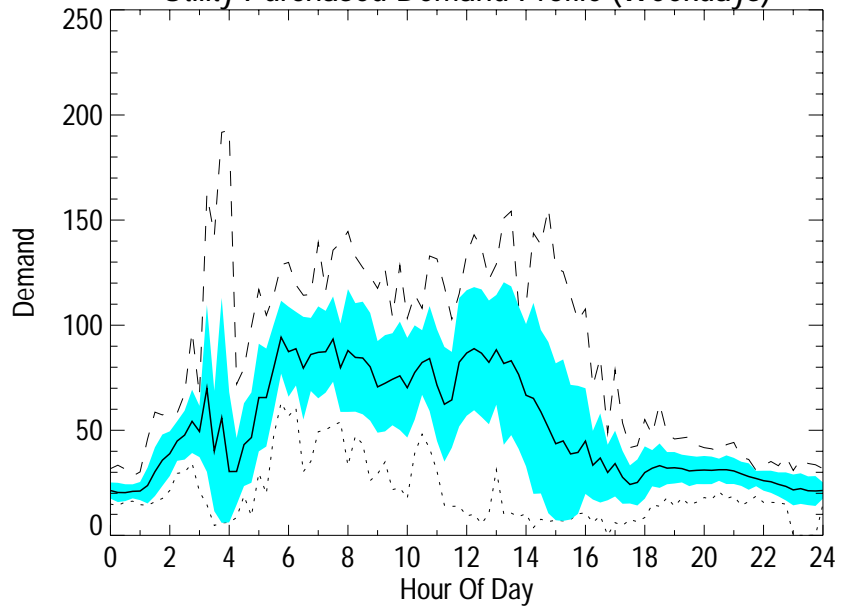
# Total Facility Demand



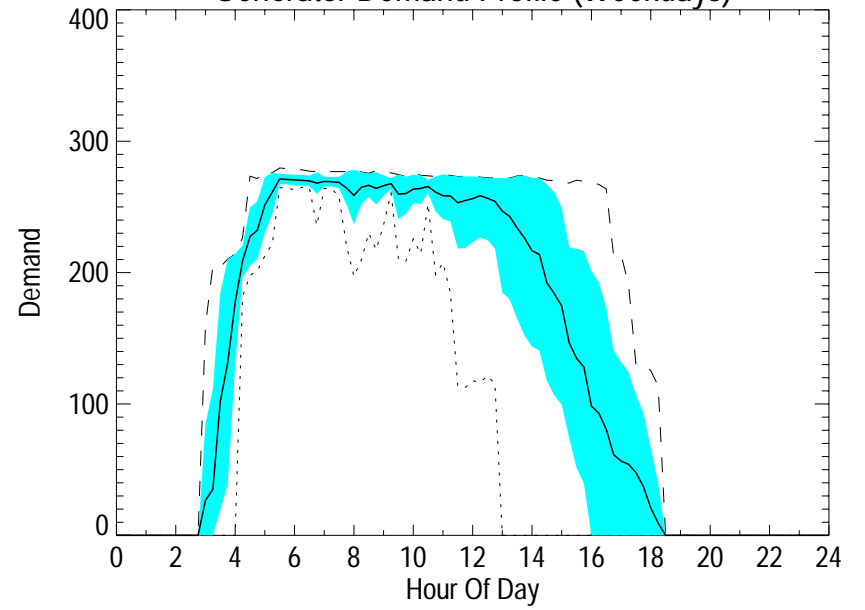
# Facility Electricity Profile



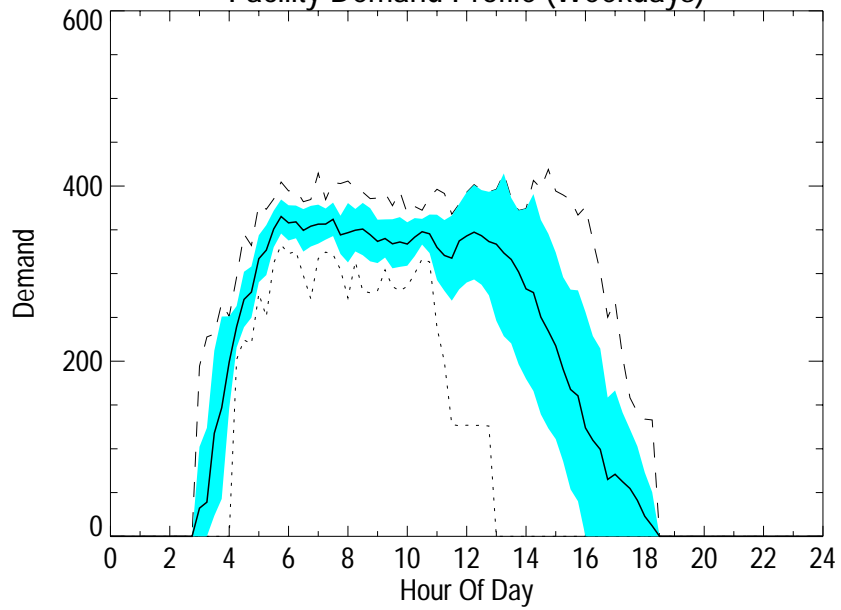
Utility Purchased Demand Profile (Weekdays)



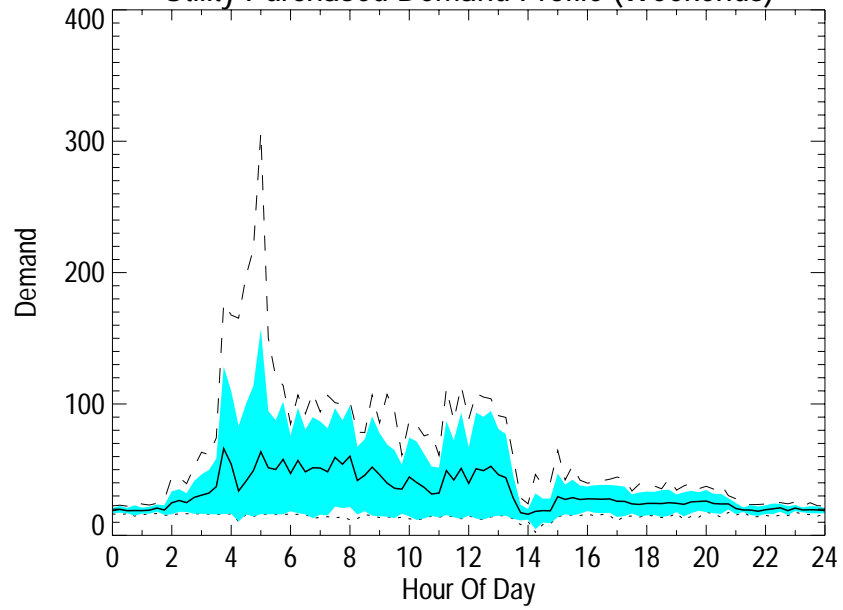
Generator Demand Profile (Weekdays)



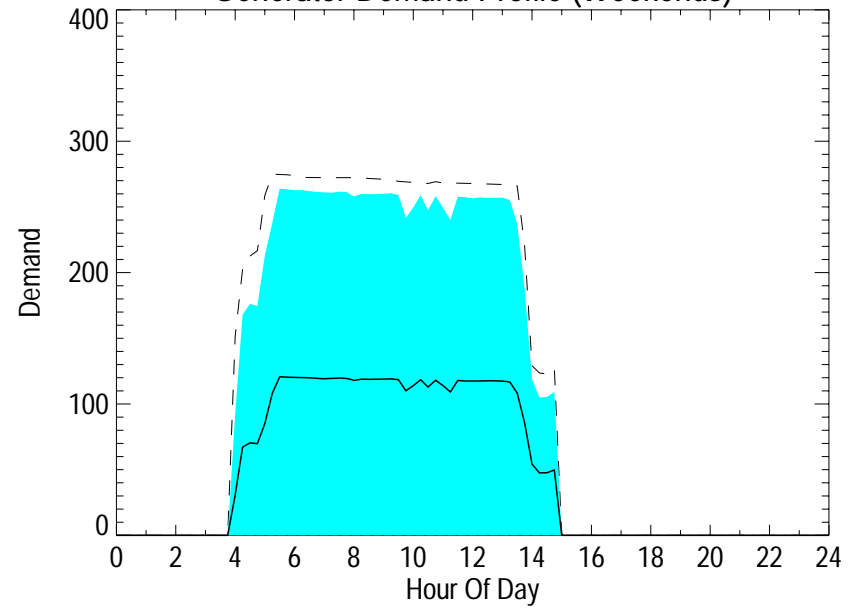
Facility Demand Profile (Weekdays)



Utility Purchased Demand Profile (Weekends)



Generator Demand Profile (Weekends)



Facility Demand Profile (Weekends)

