

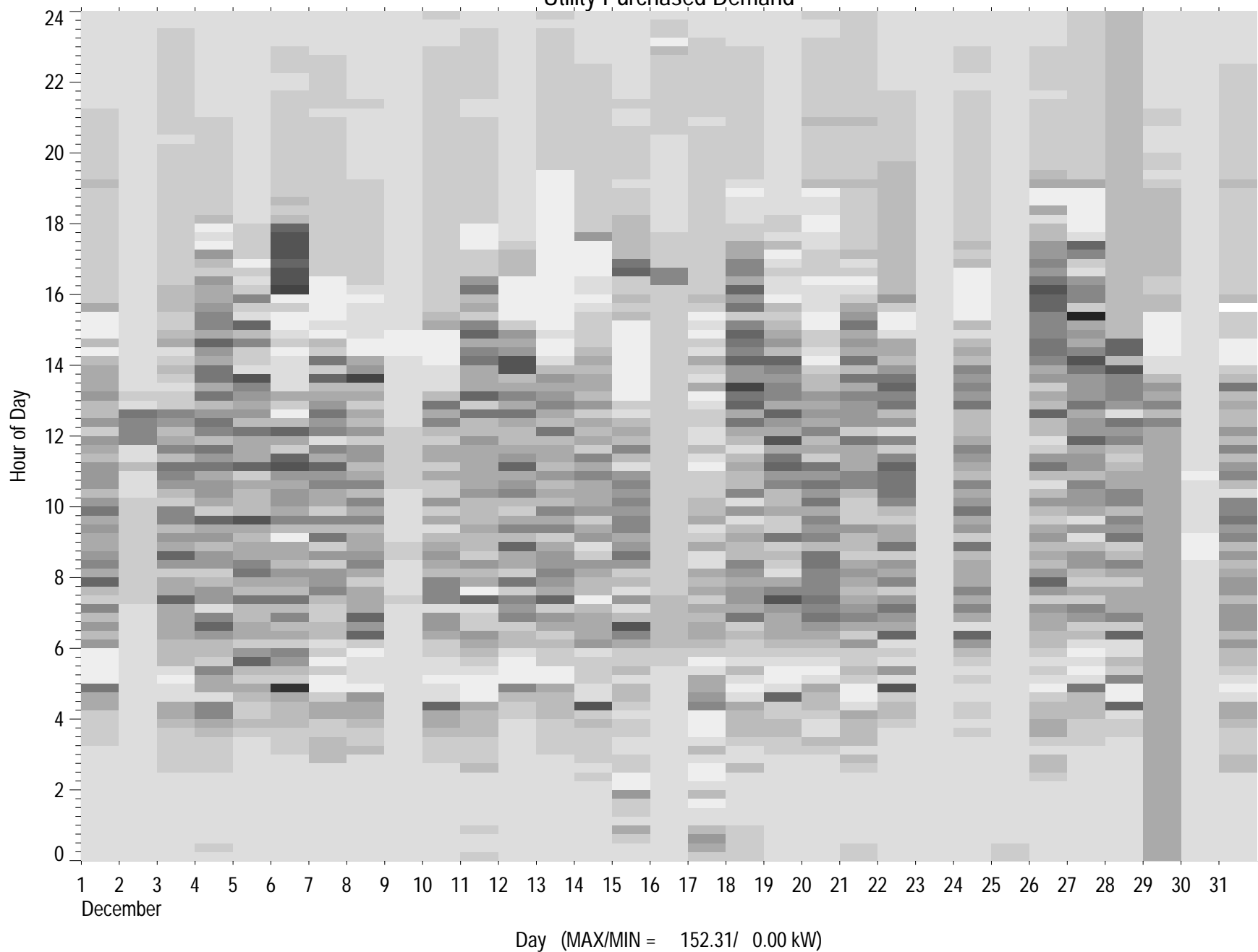
**GENERATOR, FACILITY AND METER POWER SUMMARY**

Arrow Linen

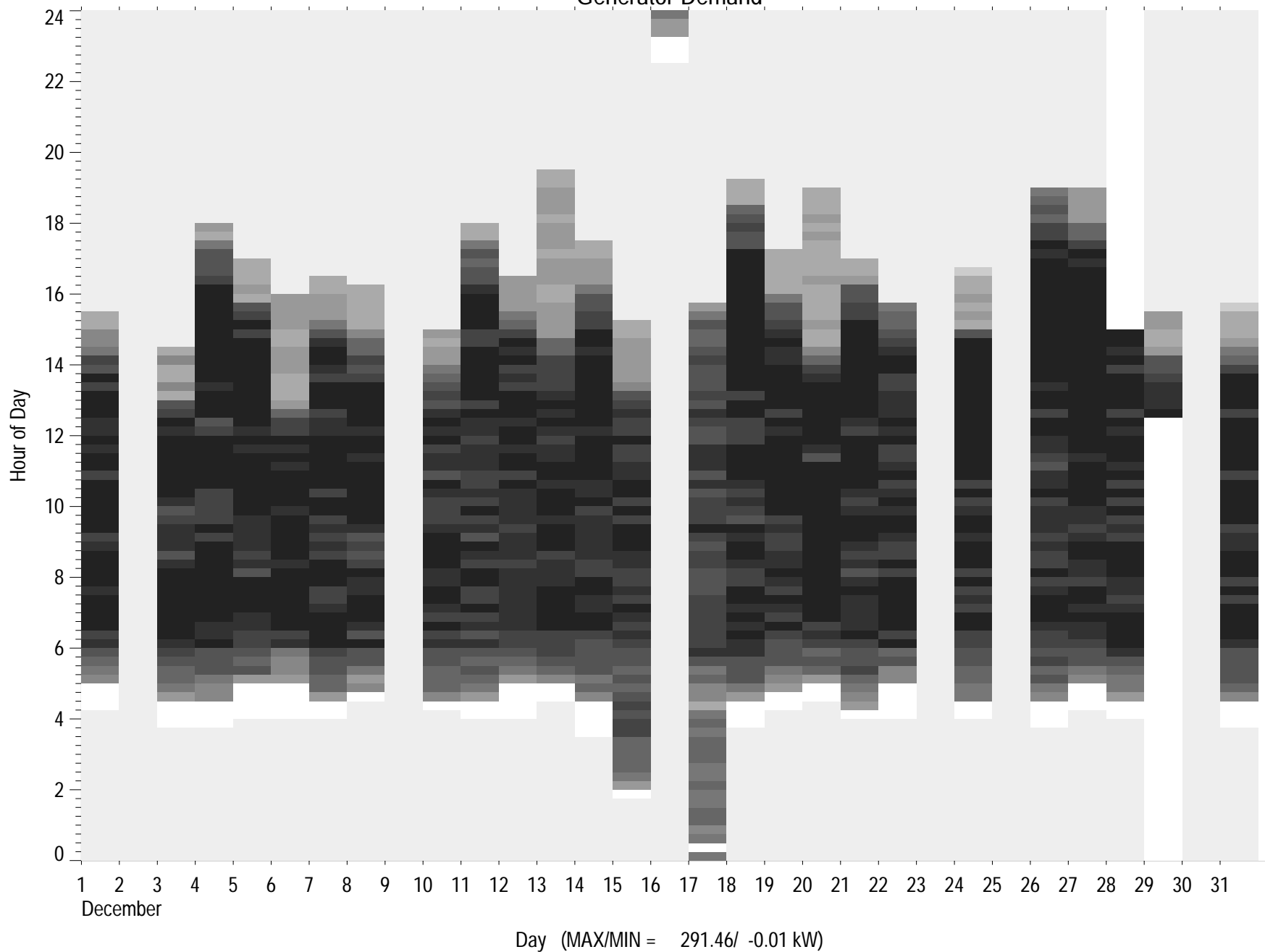
12/01/07 to 12/31/07

Date	Good Data (%)	Utility Purchased Electricity (kWh)	Total Generator Electricity (kWh)	Total Facility Electricity (kWh)	Utility Purchased Demand (Peak kW)	Net Facility Demand (Peak kW)
12/01/07	100.00	815.10	2610.90	3426.00	102.54	379.62
12/02/07	100.00	468.70	0.00	468.70	91.45	-
12/03/07	100.00	894.20	2334.90	3229.10	99.87	374.56
12/04/07	100.00	1029.10	3415.20	4444.30	100.01	380.97
12/05/07	100.00	851.00	2996.40	3847.40	109.13	387.37
12/06/07	100.00	985.70	2375.70	3361.40	142.23	386.39
12/07/07	100.00	845.20	2932.10	3777.30	103.60	381.81
12/08/07	100.00	801.70	2664.80	3466.50	125.77	390.22
12/09/07	100.00	401.70	0.00	401.70	27.54	-
12/10/07	100.00	835.00	2490.70	3325.70	97.45	365.64
12/11/07	100.00	946.60	3390.20	4336.80	107.43	380.41
12/12/07	100.00	802.20	2814.10	3616.30	114.12	390.00
12/13/07	100.00	753.50	3109.90	3863.40	97.53	384.69
12/14/07	100.00	810.80	3173.40	3984.20	113.11	362.50
12/15/07	100.00	797.50	2952.90	3750.40	108.98	369.47
12/16/07	100.00	654.60	89.80	744.40	79.85	178.53
12/17/07	100.00	675.60	3263.00	3938.60	77.46	305.02
12/18/07	100.00	1007.60	3724.50	4732.10	122.59	409.38
12/19/07	100.00	850.90	3044.20	3895.10	117.43	401.53
12/20/07	100.00	880.70	2960.50	3841.20	94.82	377.61
12/21/07	100.00	935.30	3194.80	4130.10	90.59	376.47
12/22/07	100.00	919.80	2803.90	3723.70	114.65	380.21
12/23/07	100.00	339.00	0.00	339.00	20.54	-
12/24/07	100.00	869.10	2938.70	3807.80	97.74	369.43
12/25/07	100.00	348.30	0.00	348.30	25.27	-
12/26/07	100.00	1000.70	3765.50	4766.20	117.94	400.72
12/27/07	100.00	1008.60	3587.90	4596.50	152.31	432.29
12/28/07	100.00	681.80	2667.10	3348.90	117.26	383.28
12/29/07	100.00	332.00	617.50	949.50	75.87	348.80
12/30/07	100.00	345.70	0.00	345.70	21.33	-
12/31/07	100.00	885.80	2713.70	3599.50	89.80	369.28
Total	100.00	23773.50	72632.30	96405.80	152.31	432.29

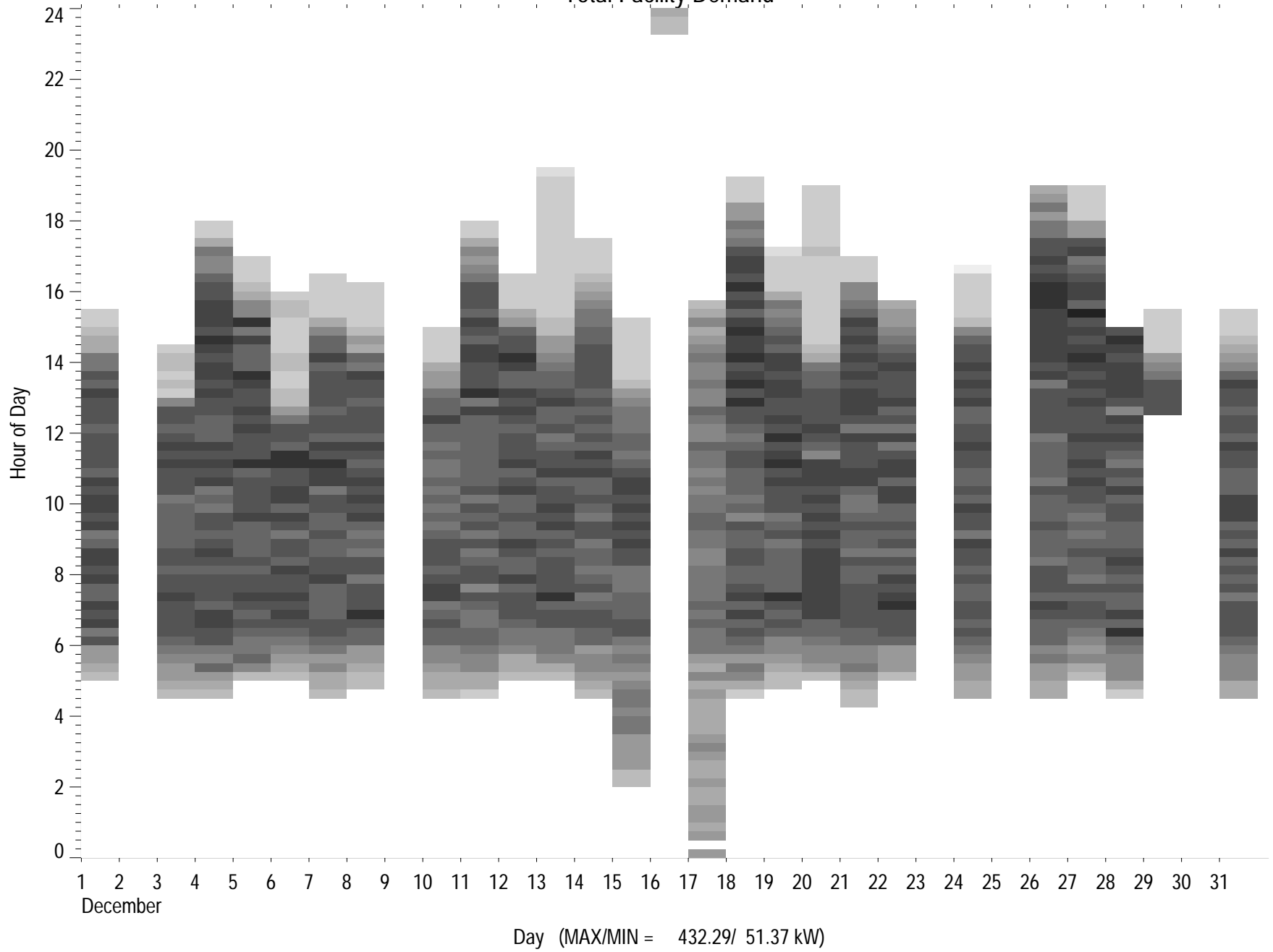
# Utility Purchased Demand



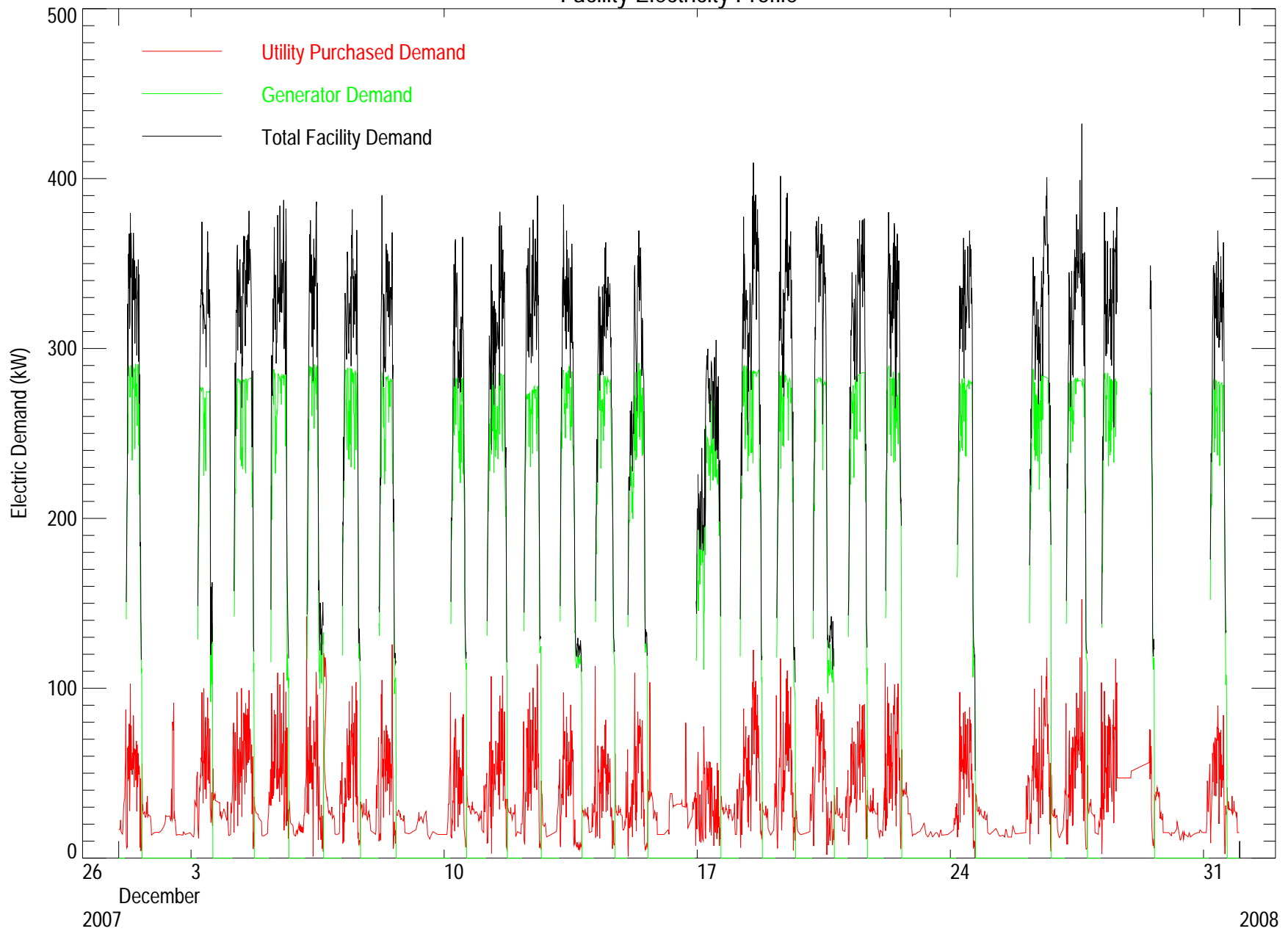
# Generator Demand



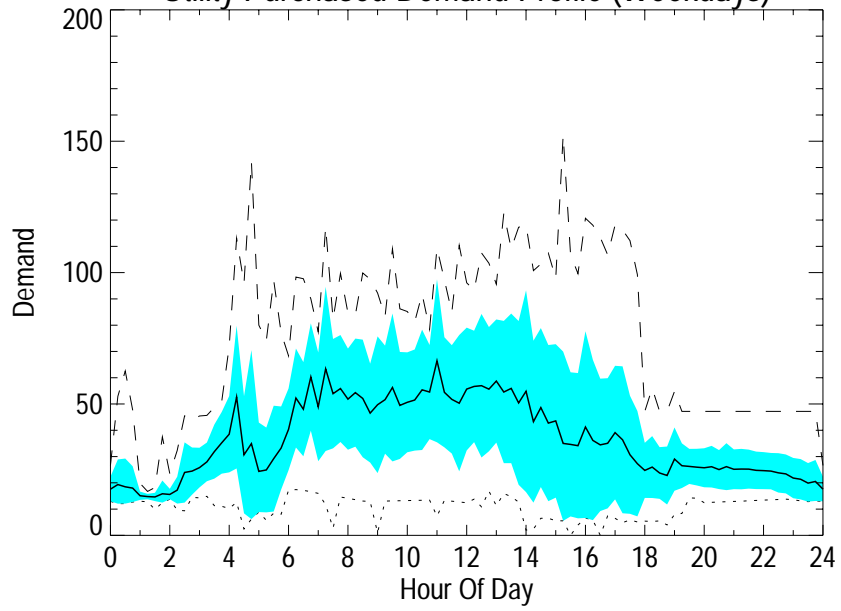
# Total Facility Demand



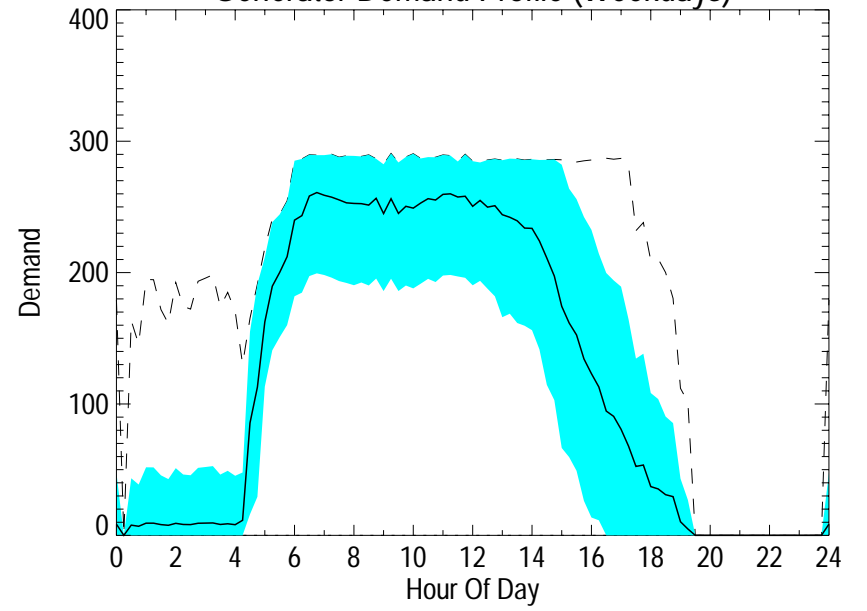
# Facility Electricity Profile



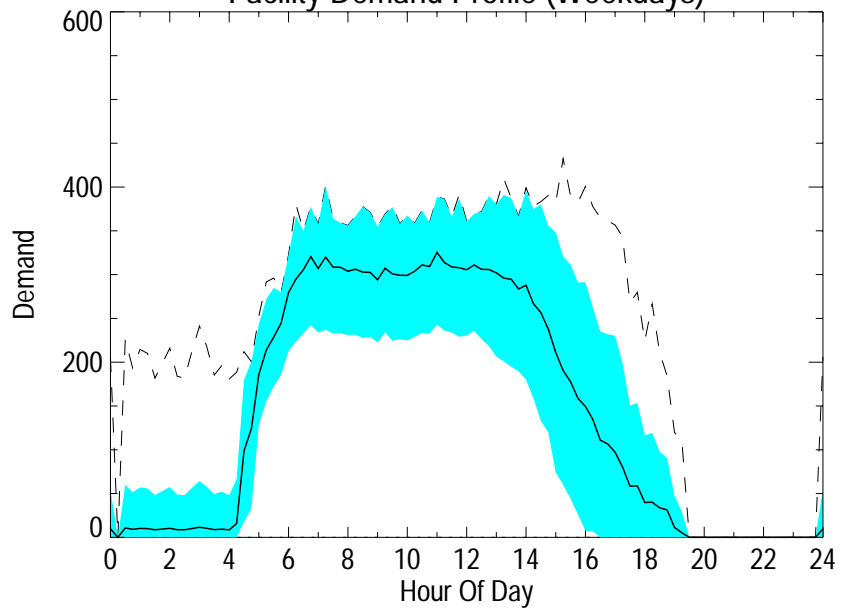
Utility Purchased Demand Profile (Weekdays)



Generator Demand Profile (Weekdays)



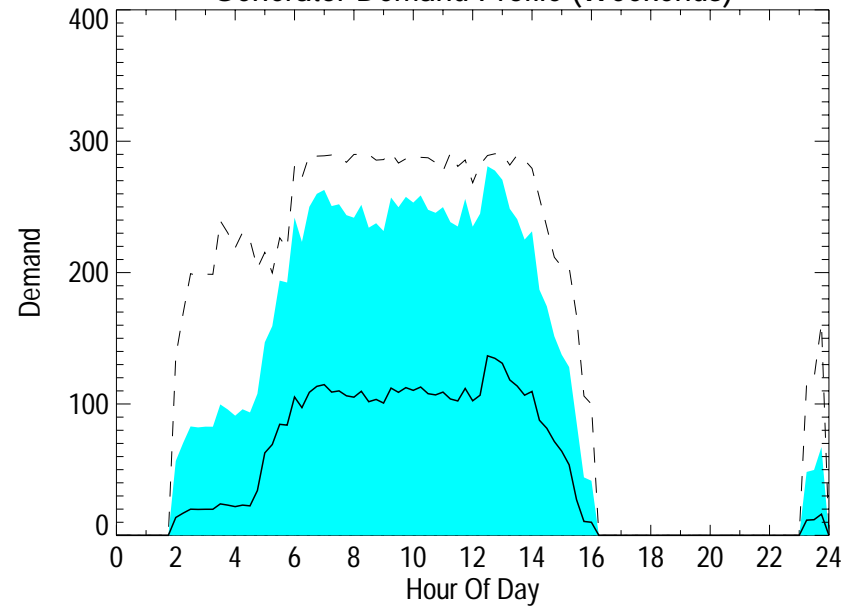
Facility Demand Profile (Weekdays)



Utility Purchased Demand Profile (Weekends)



Generator Demand Profile (Weekends)



Facility Demand Profile (Weekends)

