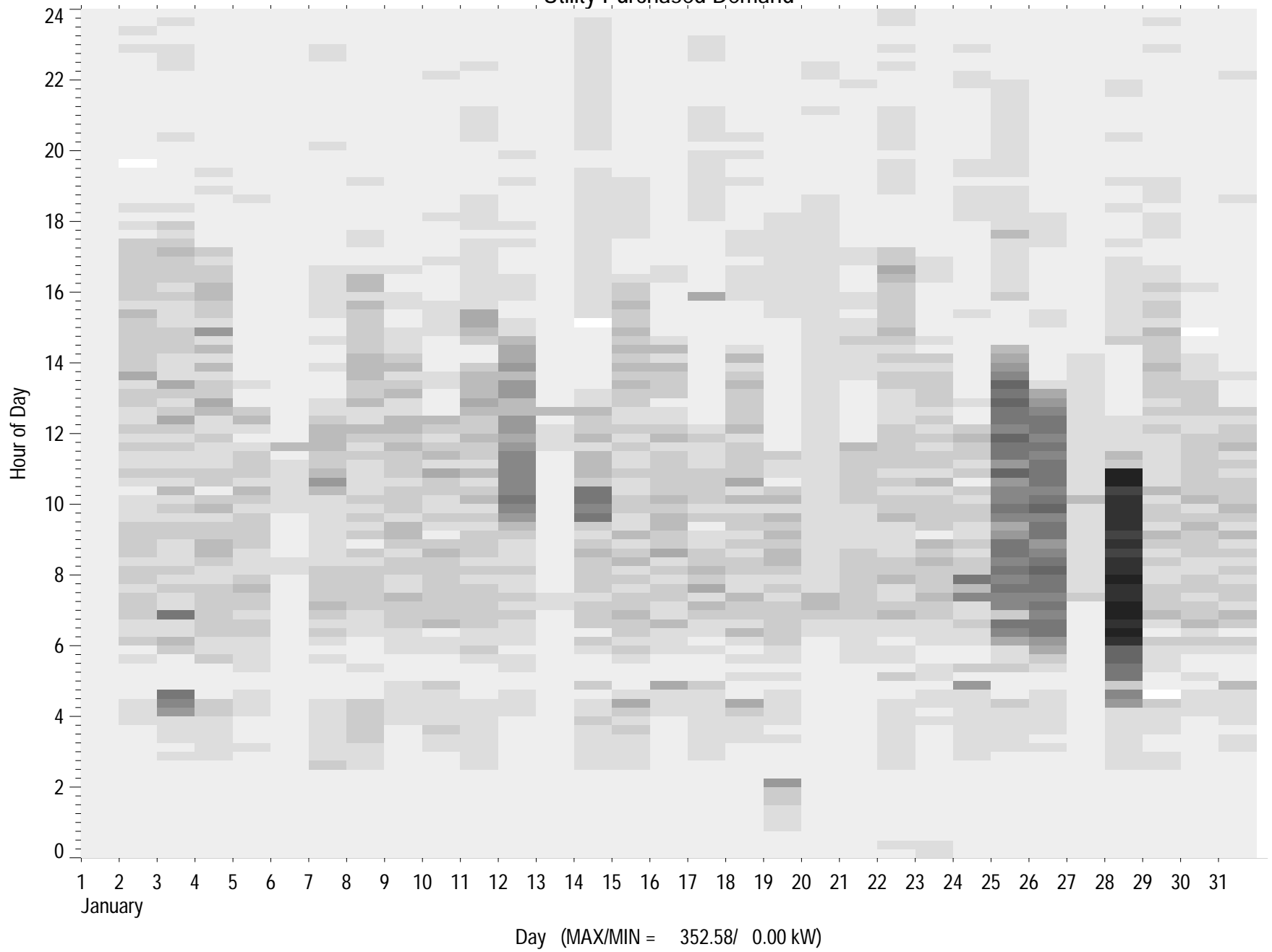


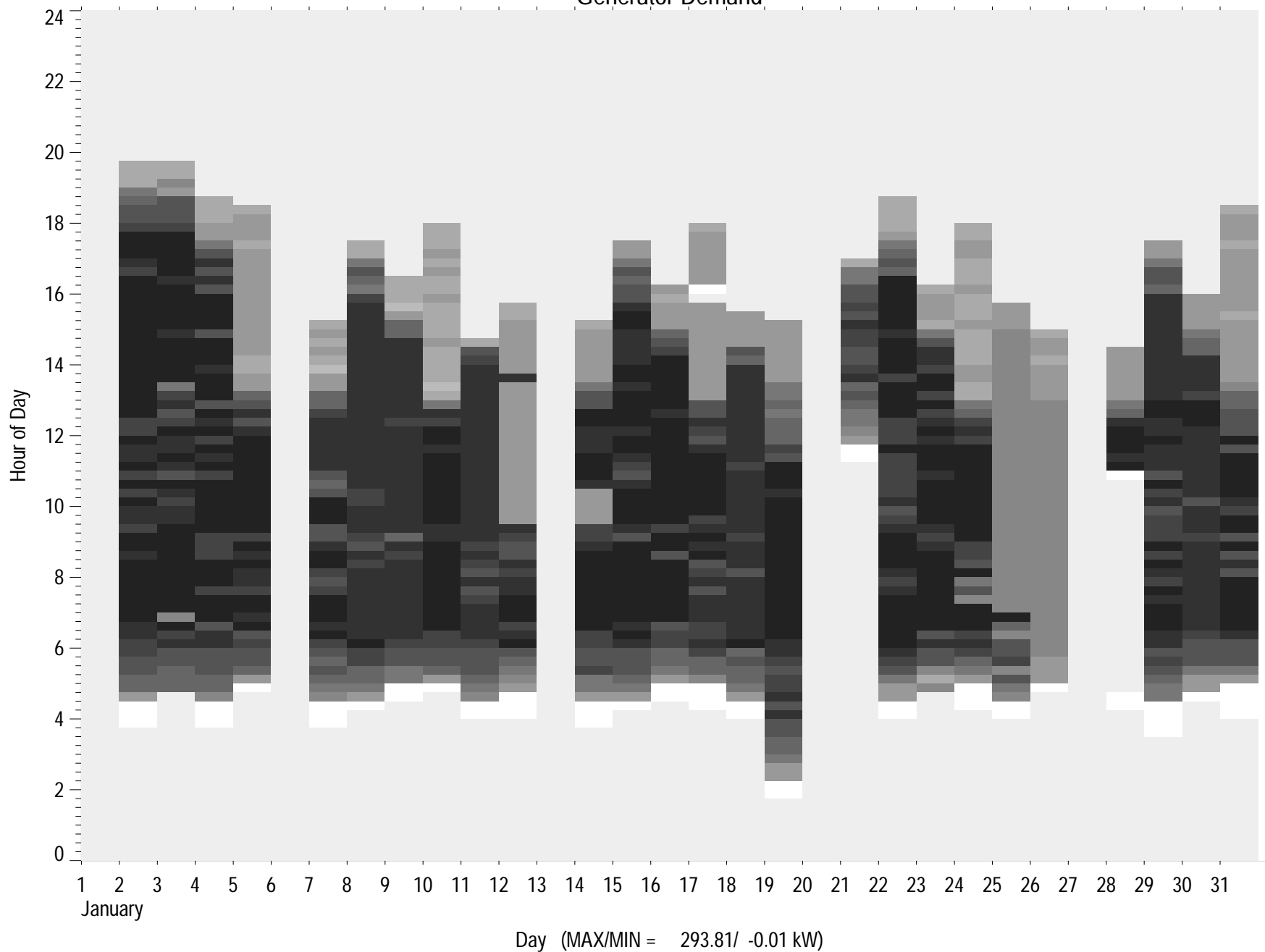
**GENERATOR, FACILITY AND METER POWER SUMMARY**Arrow Linen  
01/01/08 to 01/31/08

Date	Good Data (%)	Utility Purchased Electricity (kWh)	Total Generator Electricity (kWh)	Total Facility Electricity (kWh)	Utility Purchased Demand (Peak kW)	Net Facility Demand (Peak kW)
01/01/08	98.96	348.40	0.00	348.40	17.80	-
01/02/08	100.00	979.10	3881.00	4860.10	127.48	411.24
01/03/08	100.00	1156.20	3827.80	4984.00	206.94	377.80
01/04/08	100.00	952.70	3549.30	4502.00	151.21	395.76
01/05/08	100.00	687.90	2794.40	3482.30	104.01	388.99
01/06/08	100.00	408.50	0.00	408.50	95.22	-
01/07/08	100.00	875.00	2431.10	3306.10	141.68	379.24
01/08/08	100.00	1055.90	3234.00	4289.90	101.77	370.82
01/09/08	100.00	901.90	2763.90	3665.80	105.08	373.34
01/10/08	100.00	835.30	2612.10	3447.40	110.95	391.36
01/11/08	100.00	1036.80	2582.90	3619.70	131.06	387.23
01/12/08	100.00	1339.70	1954.80	3294.50	195.18	370.57
01/13/08	100.00	429.80	0.00	429.80	82.99	-
01/14/08	100.00	1067.80	2377.40	3445.20	206.36	379.46
01/15/08	100.00	1044.20	3283.90	4328.10	128.74	380.46
01/16/08	100.00	839.90	2782.70	3622.60	121.59	385.89
01/17/08	100.00	817.10	2654.60	3471.70	135.64	367.54
01/18/08	100.00	916.90	2700.90	3617.80	132.14	385.22
01/19/08	100.00	809.20	2939.00	3748.20	140.29	370.73
01/20/08	100.00	642.80	0.00	642.80	97.02	-
01/21/08	100.00	752.60	1078.90	1831.50	91.98	305.60
01/22/08	100.00	990.60	3500.20	4490.80	134.60	373.61
01/23/08	100.00	829.00	2741.10	3570.10	94.84	376.55
01/24/08	100.00	833.90	2508.30	3342.20	202.66	381.95
01/25/08	100.00	1965.10	1686.50	3651.60	238.90	384.82
01/26/08	100.00	1779.50	1395.00	3174.50	229.37	371.06
01/27/08	100.00	473.80	0.00	473.80	91.06	-
01/28/08	100.00	2398.00	700.50	3098.50	352.58	362.33
01/29/08	100.00	984.40	3288.00	4272.40	108.34	383.11
01/30/08	100.00	805.40	2657.40	3462.80	107.50	363.43
01/31/08	100.00	733.10	2757.00	3490.10	109.93	390.09
Total	99.97	29690.50	68682.70	98373.20	352.58	411.24

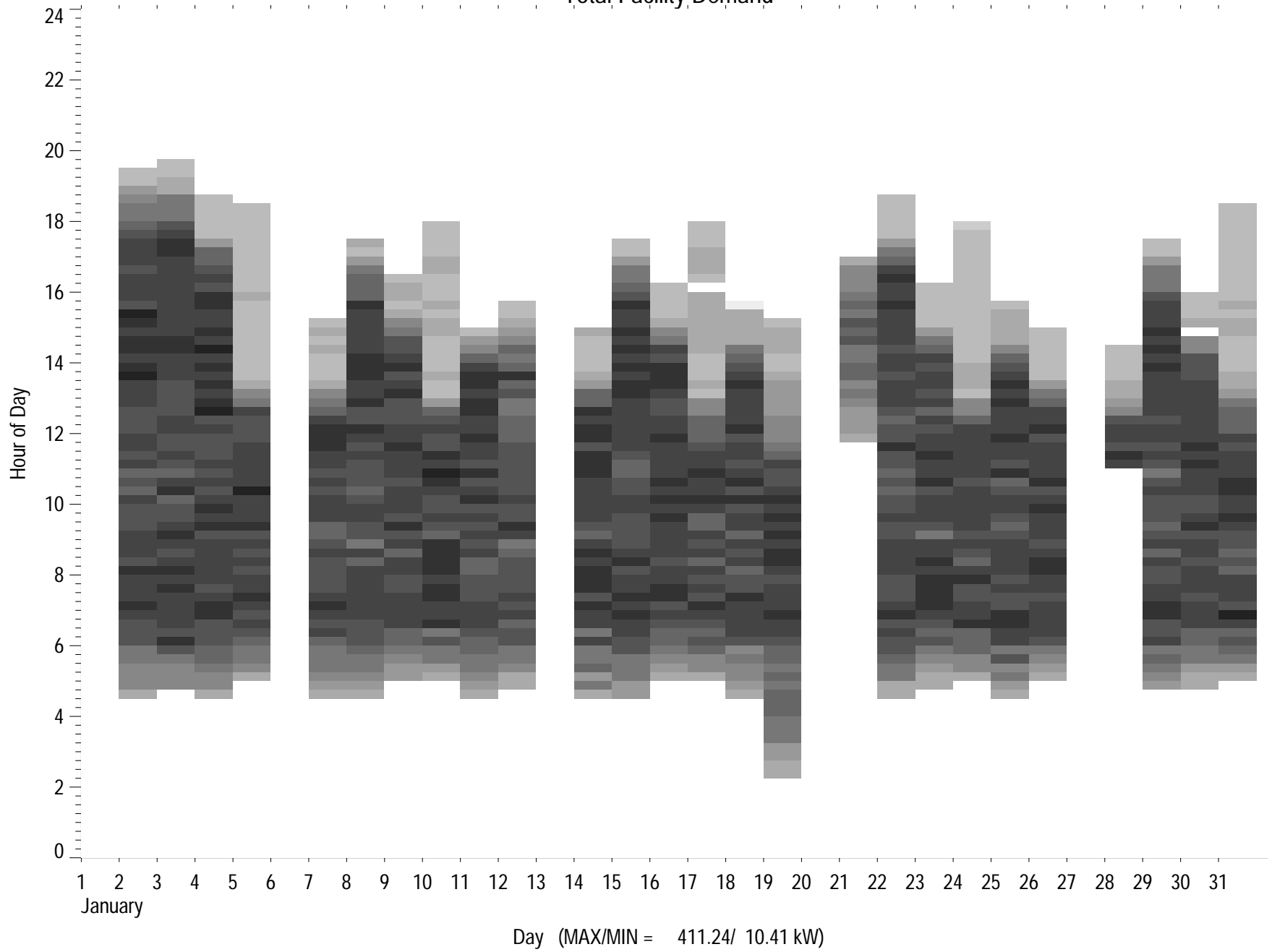
# Utility Purchased Demand



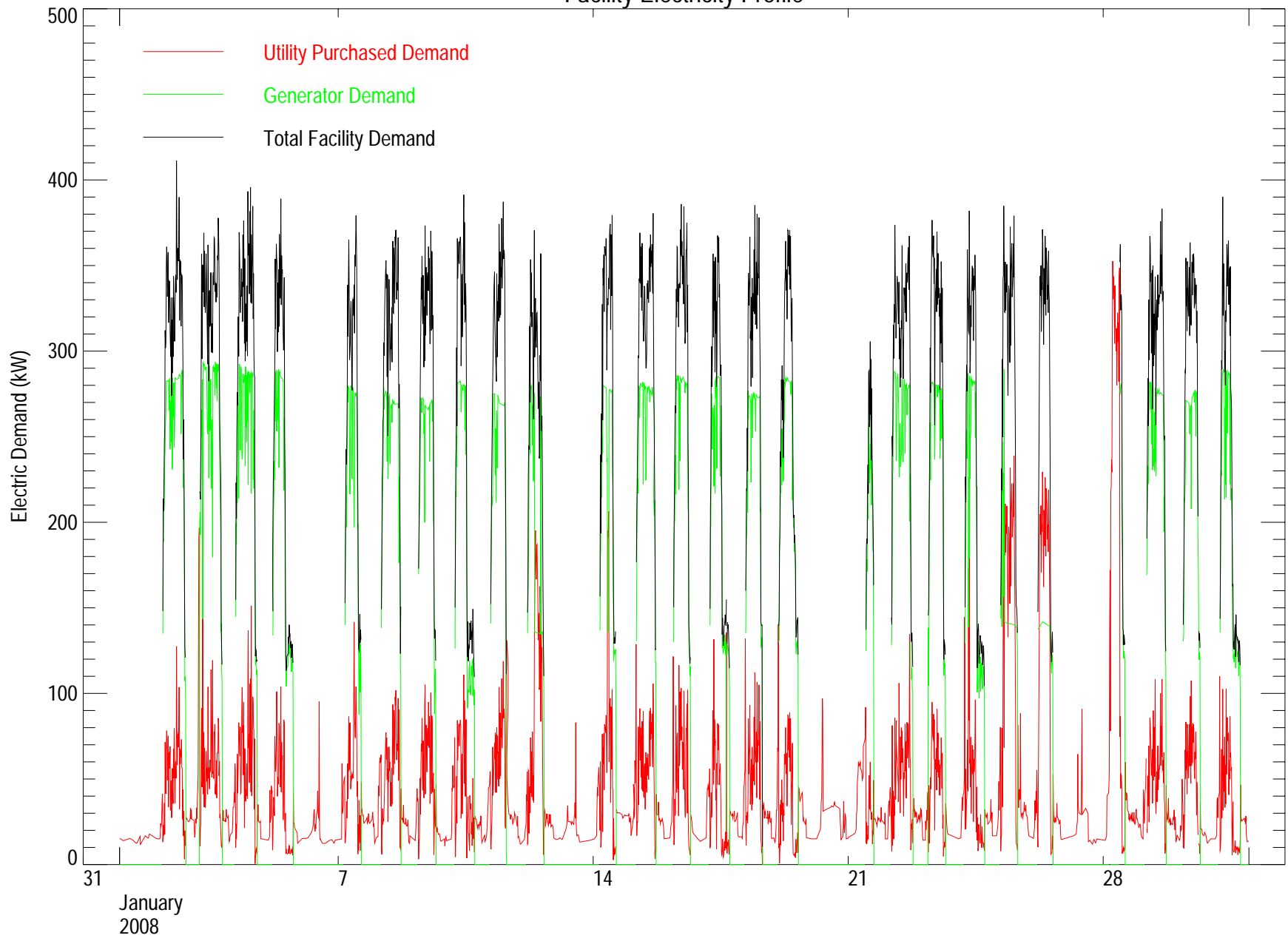
# Generator Demand



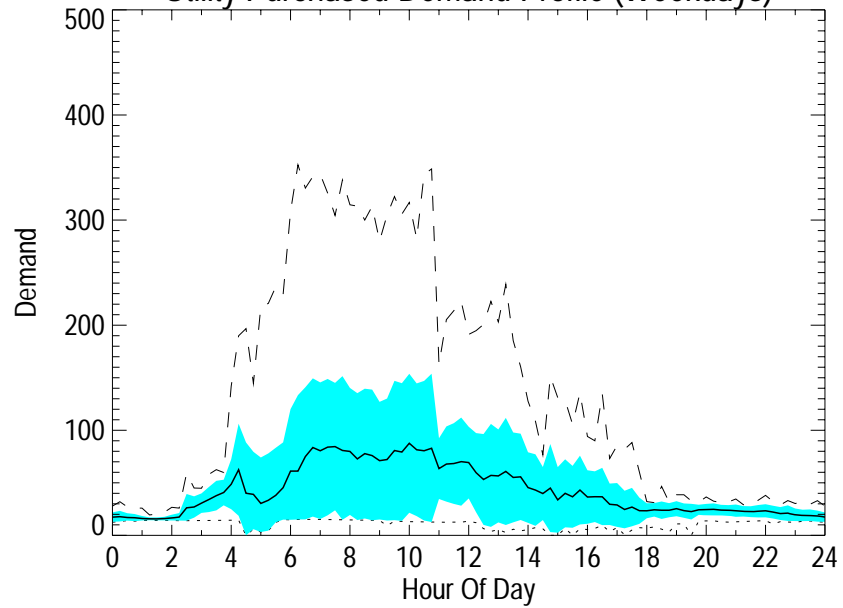
# Total Facility Demand



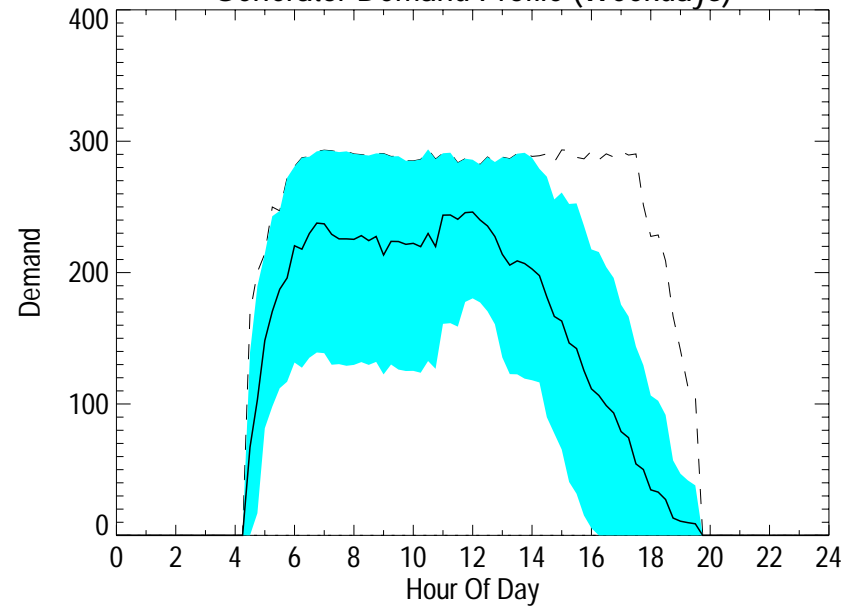
# Facility Electricity Profile



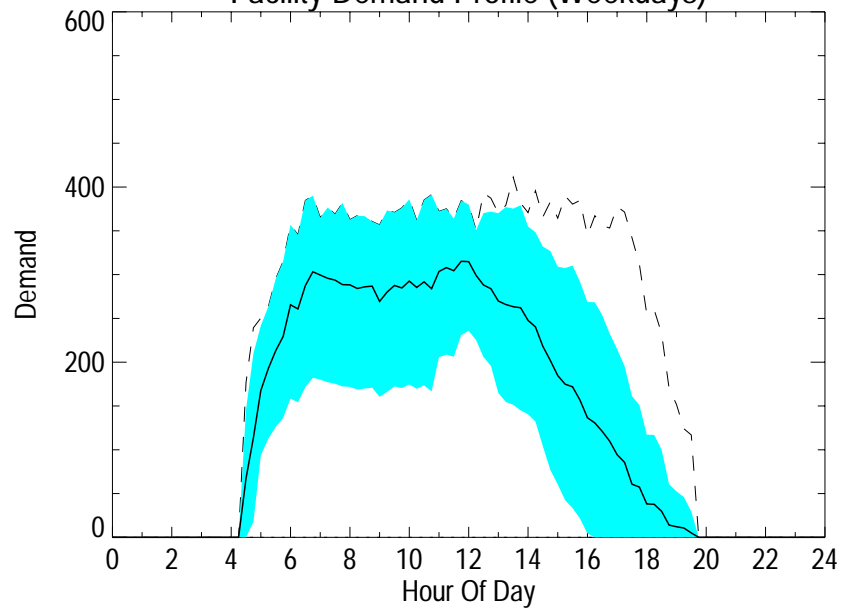
Utility Purchased Demand Profile (Weekdays)



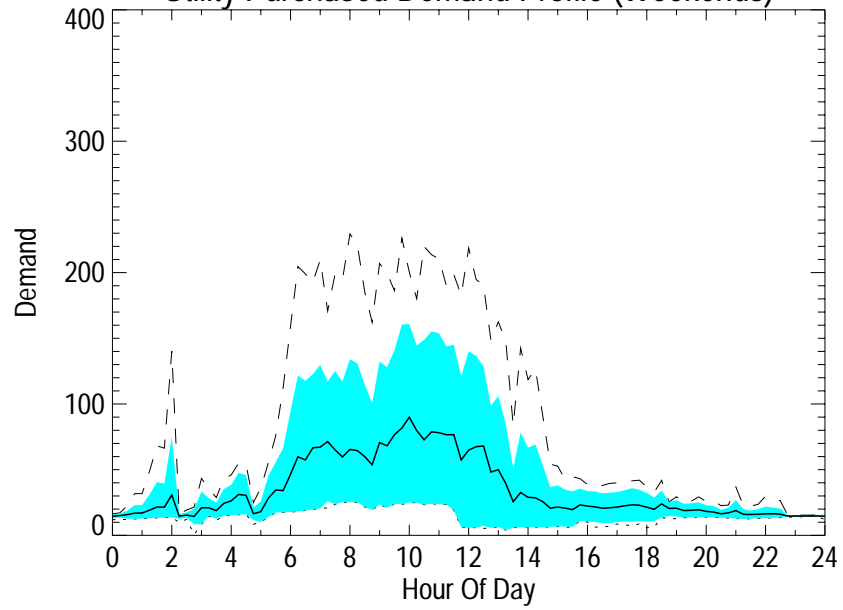
Generator Demand Profile (Weekdays)



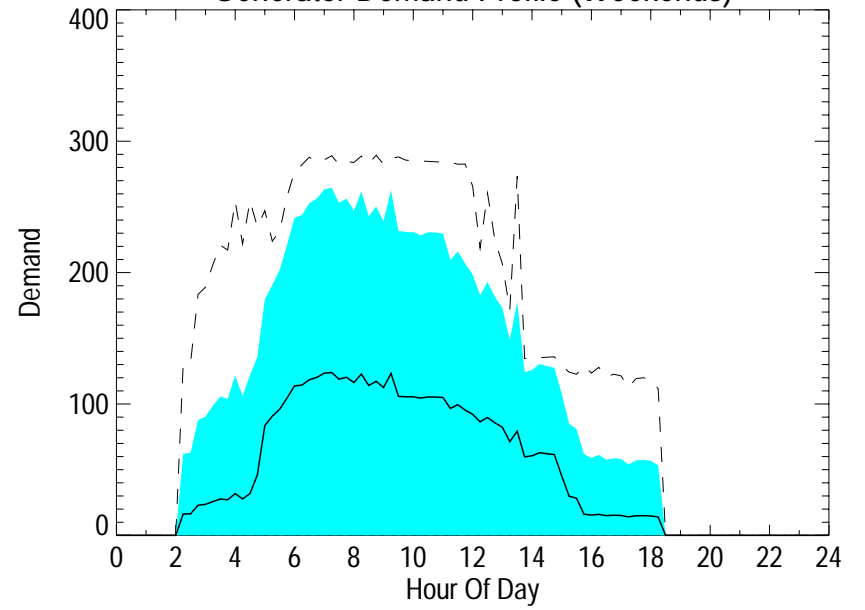
Facility Demand Profile (Weekdays)



Utility Purchased Demand Profile (Weekends)



Generator Demand Profile (Weekends)



Facility Demand Profile (Weekends)

