

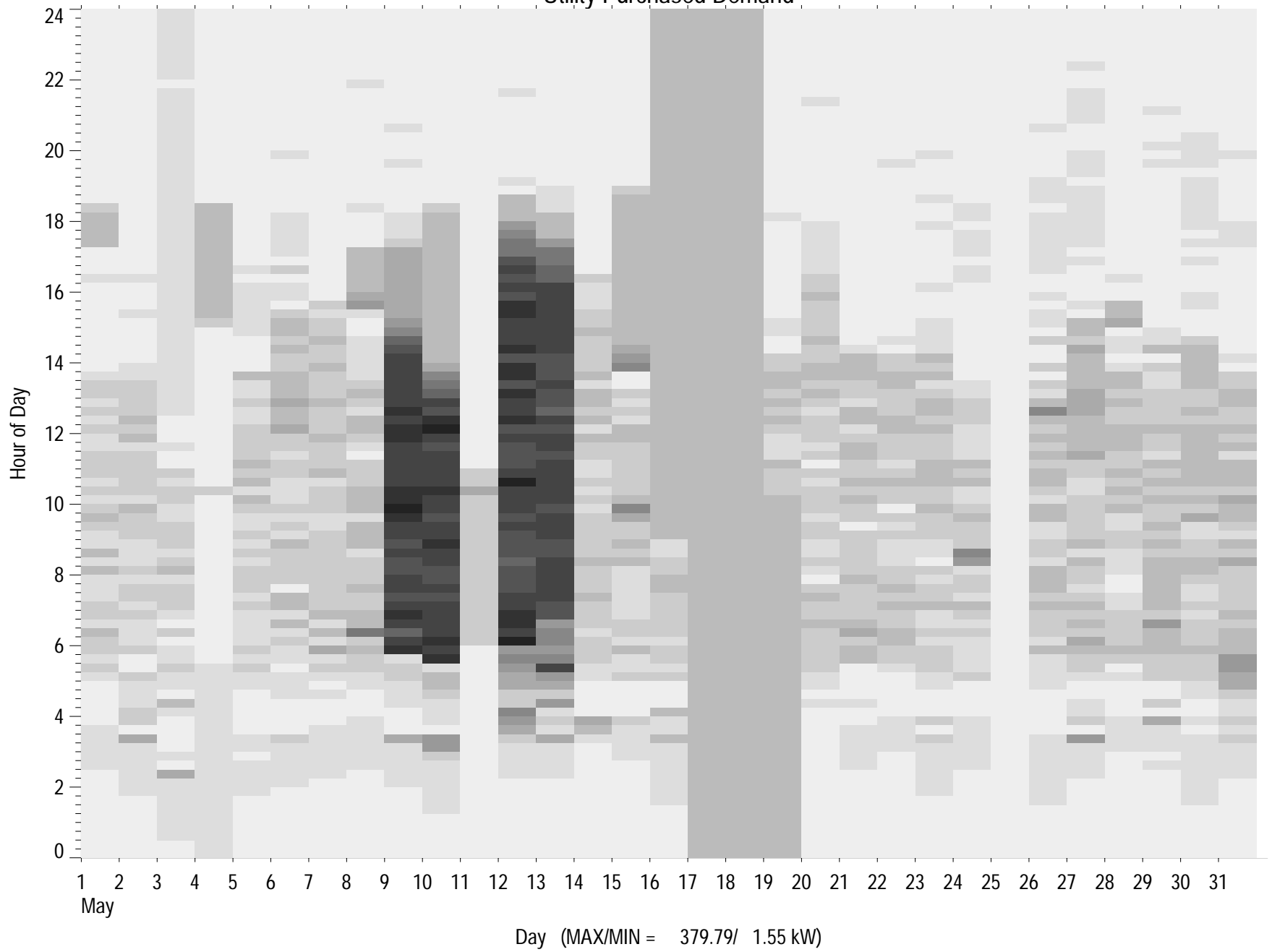
GENERATOR, FACILITY AND METER POWER SUMMARY

Arrow Linen

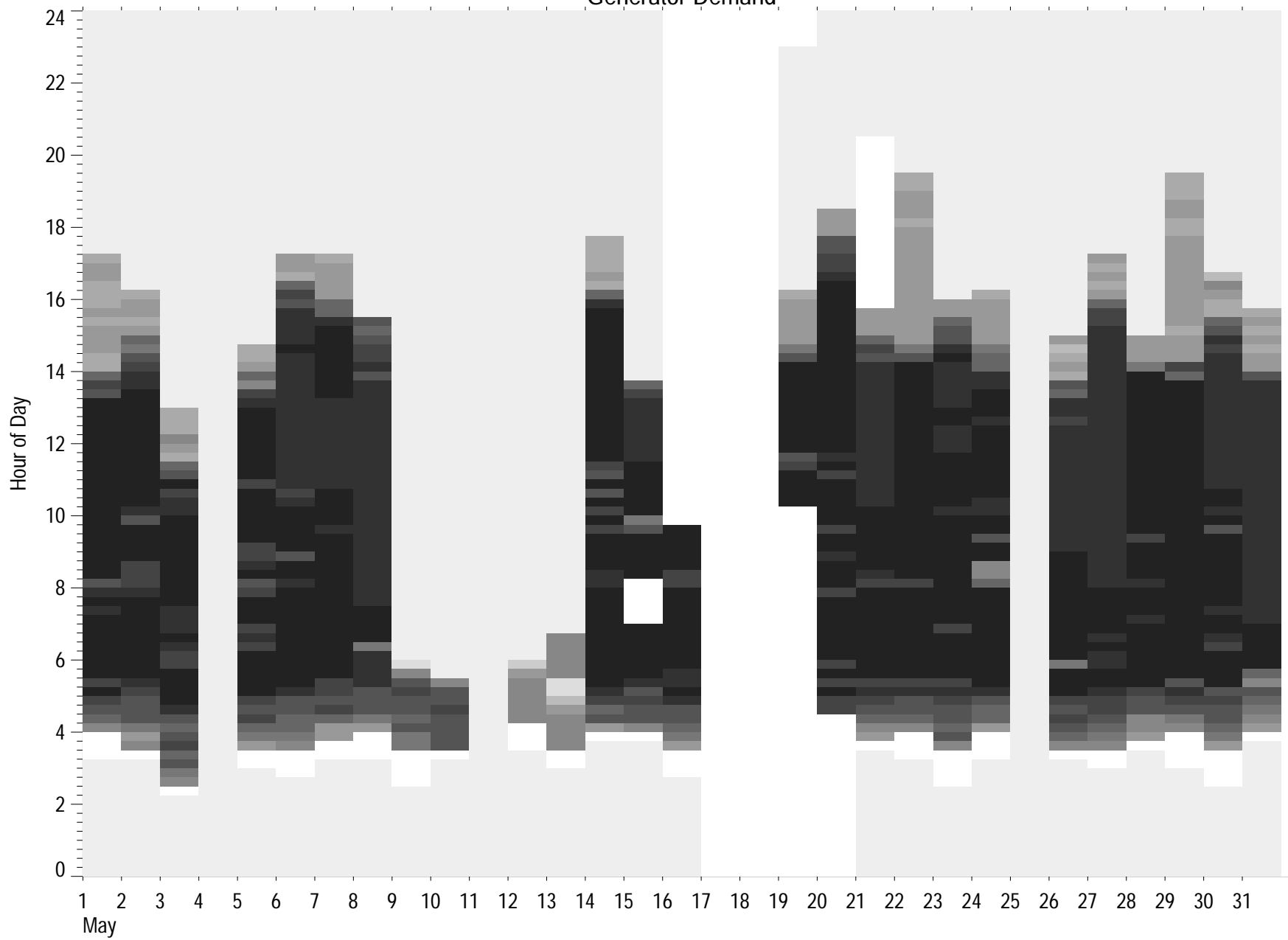
05/01/08 to 05/31/08

Date	Good Data (%)	Utility Purchased Electricity (kWh)	Total Generator Electricity (kWh)	Total Facility Electricity (kWh)	Utility Purchased Demand (Peak kW)	Net Facility Demand (Peak kW)
05/01/08	100.00	1009.70	2891.00	3900.70	116.06	368.19
05/02/08	100.00	1006.40	2951.00	3957.40	147.73	368.74
05/03/08	100.00	1018.90	2327.90	3346.80	133.72	362.45
05/04/08	100.00	850.90	0.00	850.90	120.00	-
05/05/08	100.00	971.90	2644.00	3615.90	105.68	367.94
05/06/08	100.00	1160.70	3287.60	4448.30	128.39	385.07
05/07/08	100.00	1072.60	3121.20	4193.80	123.85	387.84
05/08/08	100.00	1280.70	2754.50	4035.20	226.83	378.41
05/09/08	100.00	3573.40	474.30	4047.70	366.01	375.12
05/10/08	100.00	3399.70	432.90	3832.60	373.94	313.95
05/11/08	100.00	645.20	0.00	645.20	126.71	-
05/12/08	100.00	4276.80	239.80	4516.60	379.79	310.77
05/13/08	100.00	3988.70	394.90	4383.60	325.98	344.07
05/14/08	100.00	1077.00	3208.40	4285.40	143.45	376.53
05/15/08	98.96	1345.10	1989.40	3334.50	207.65	365.82
05/16/08	100.00	494.80	1422.50	1917.30	112.87	374.77
05/17/08	100.00	0.00	0.00	-	97.40	-
05/18/08	100.00	0.00	0.00	-	103.04	-
05/19/08	98.96	445.50	1263.50	1678.90	114.31	373.77
05/20/08	100.00	1051.50	3507.40	4558.90	107.75	371.19
05/21/08	100.00	1058.10	2837.00	3895.10	132.61	394.59
05/22/08	100.00	993.90	3225.70	4219.60	112.55	374.69
05/23/08	100.00	1102.40	3002.80	4105.20	116.51	376.08
05/24/08	100.00	1019.00	2682.80	3701.80	185.14	376.39
05/25/08	100.00	364.20	0.00	364.20	25.27	-
05/26/08	100.00	1142.20	2628.80	3771.00	201.01	423.15
05/27/08	100.00	1331.30	3189.80	4521.10	173.56	397.17
05/28/08	100.00	1068.20	2699.50	3767.70	124.86	375.95
05/29/08	100.00	1097.30	3165.80	4263.10	151.21	417.27
05/30/08	100.00	1208.70	3069.00	4277.70	122.61	372.00
05/31/08	100.00	1246.90	2515.60	3762.50	165.61	379.21
Total	99.93	40301.70	61927.10	102198.70	379.79	423.15

Utility Purchased Demand

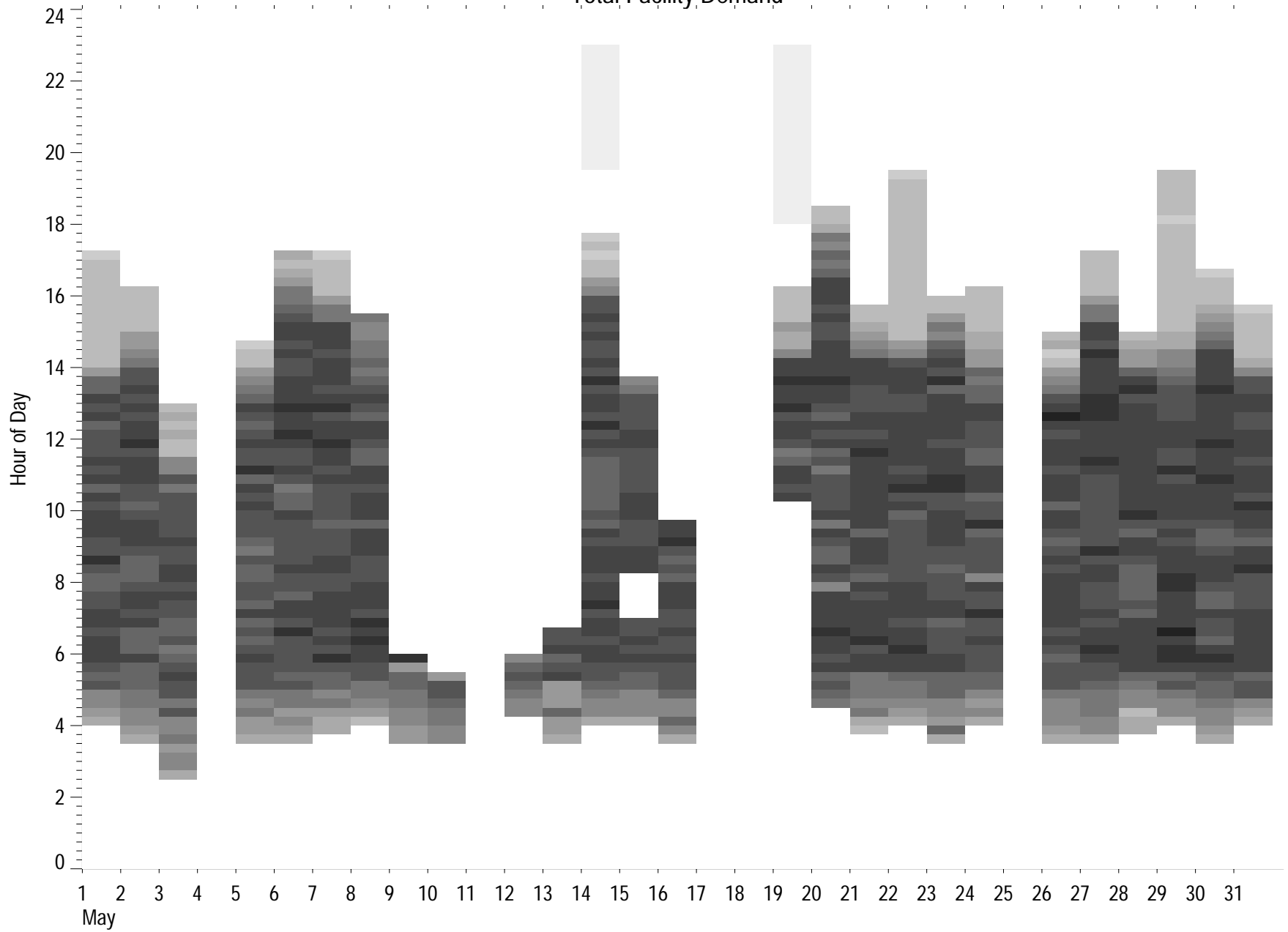


Generator Demand



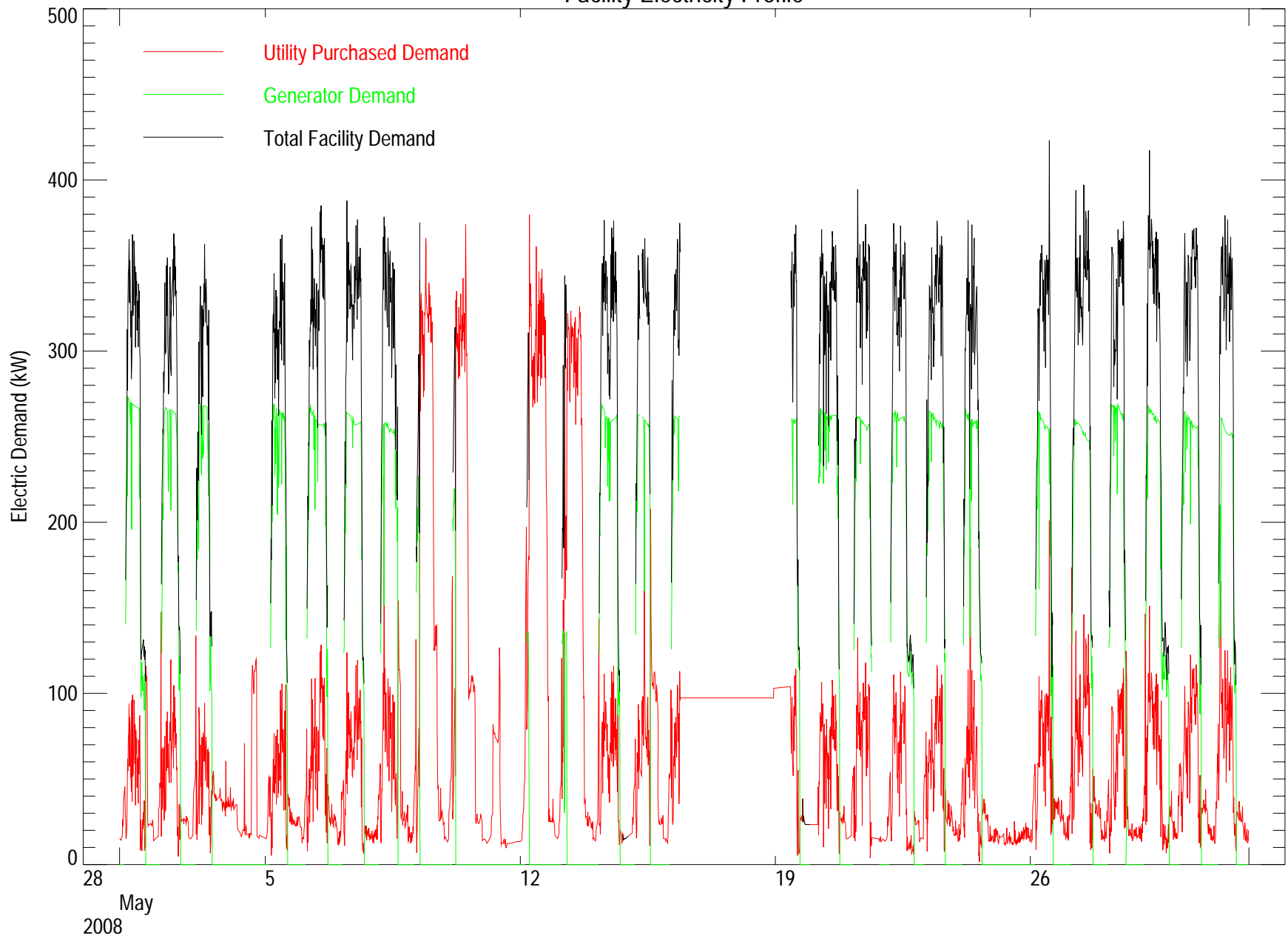
Day (MAX/MIN = 273.66/ -0.01 kW)

Total Facility Demand

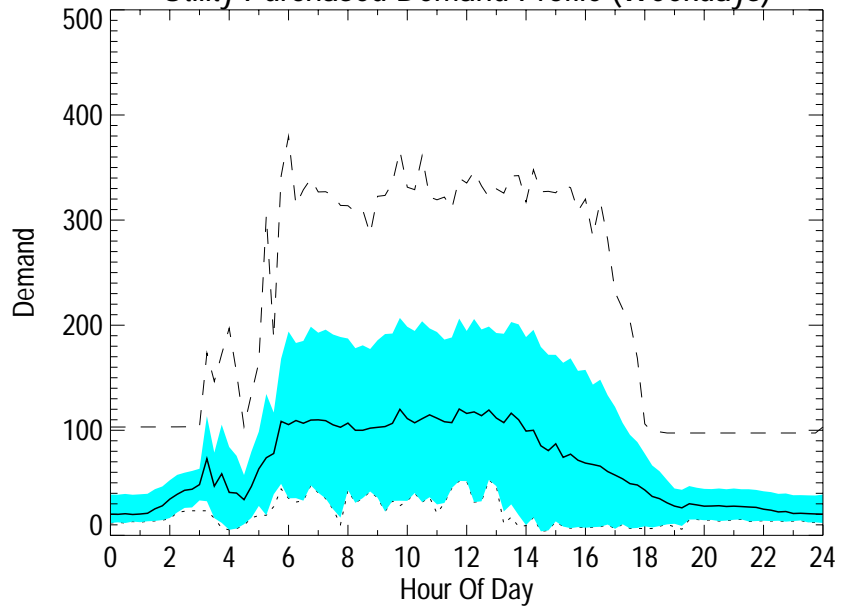


Day (MAX/MIN = 423.15/ 14.38 kW)

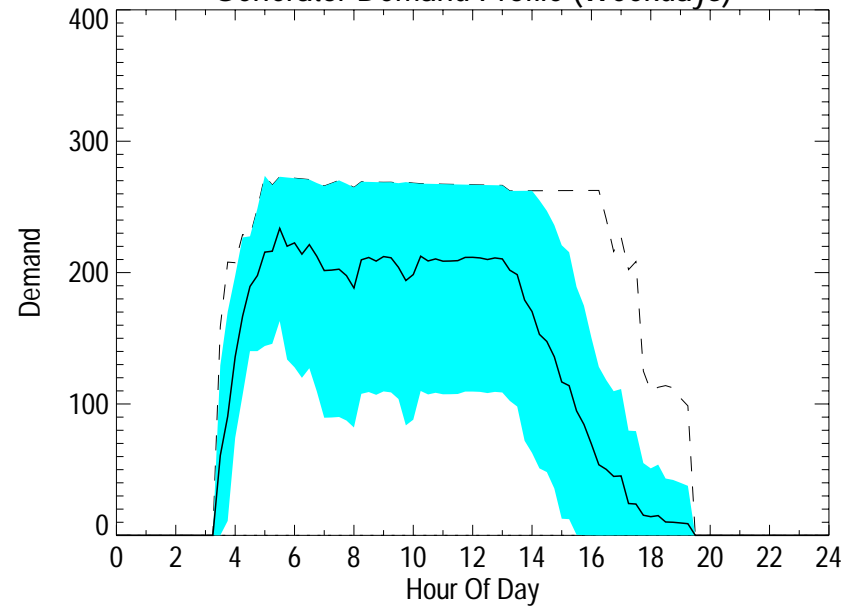
Facility Electricity Profile



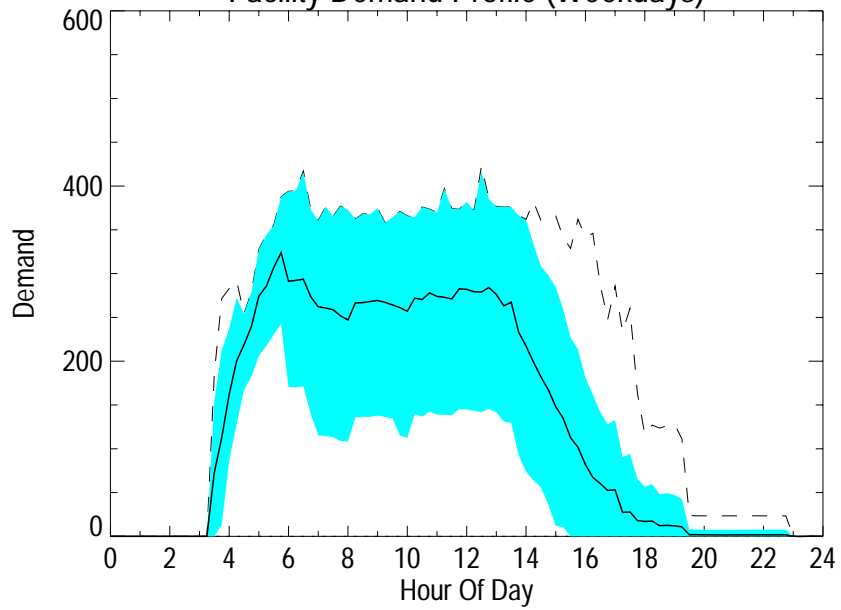
Utility Purchased Demand Profile (Weekdays)



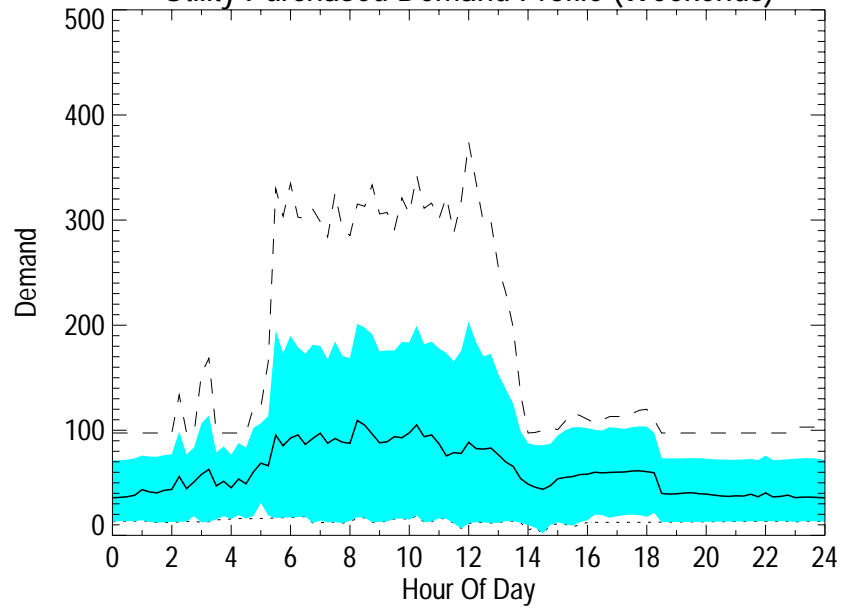
Generator Demand Profile (Weekdays)



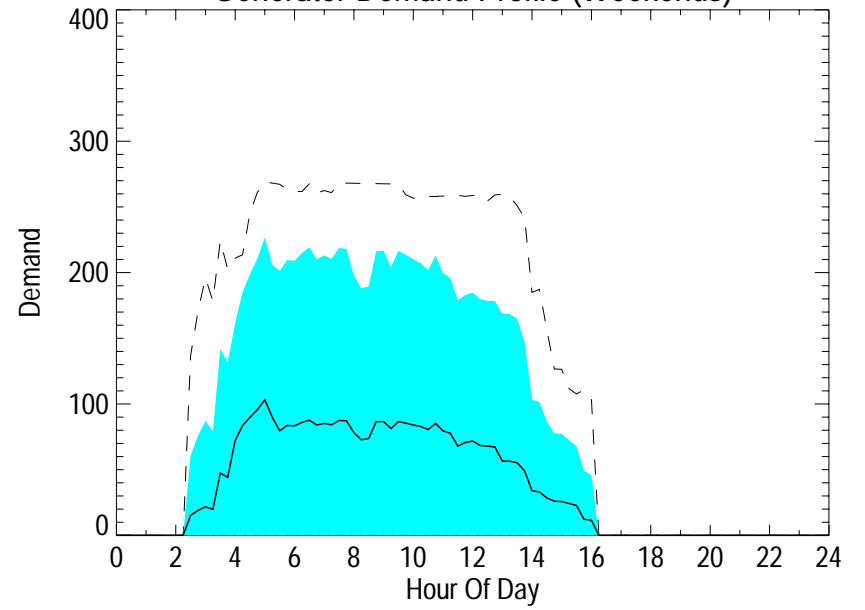
Facility Demand Profile (Weekdays)



Utility Purchased Demand Profile (Weekends)



Generator Demand Profile (Weekends)



Facility Demand Profile (Weekends)

