

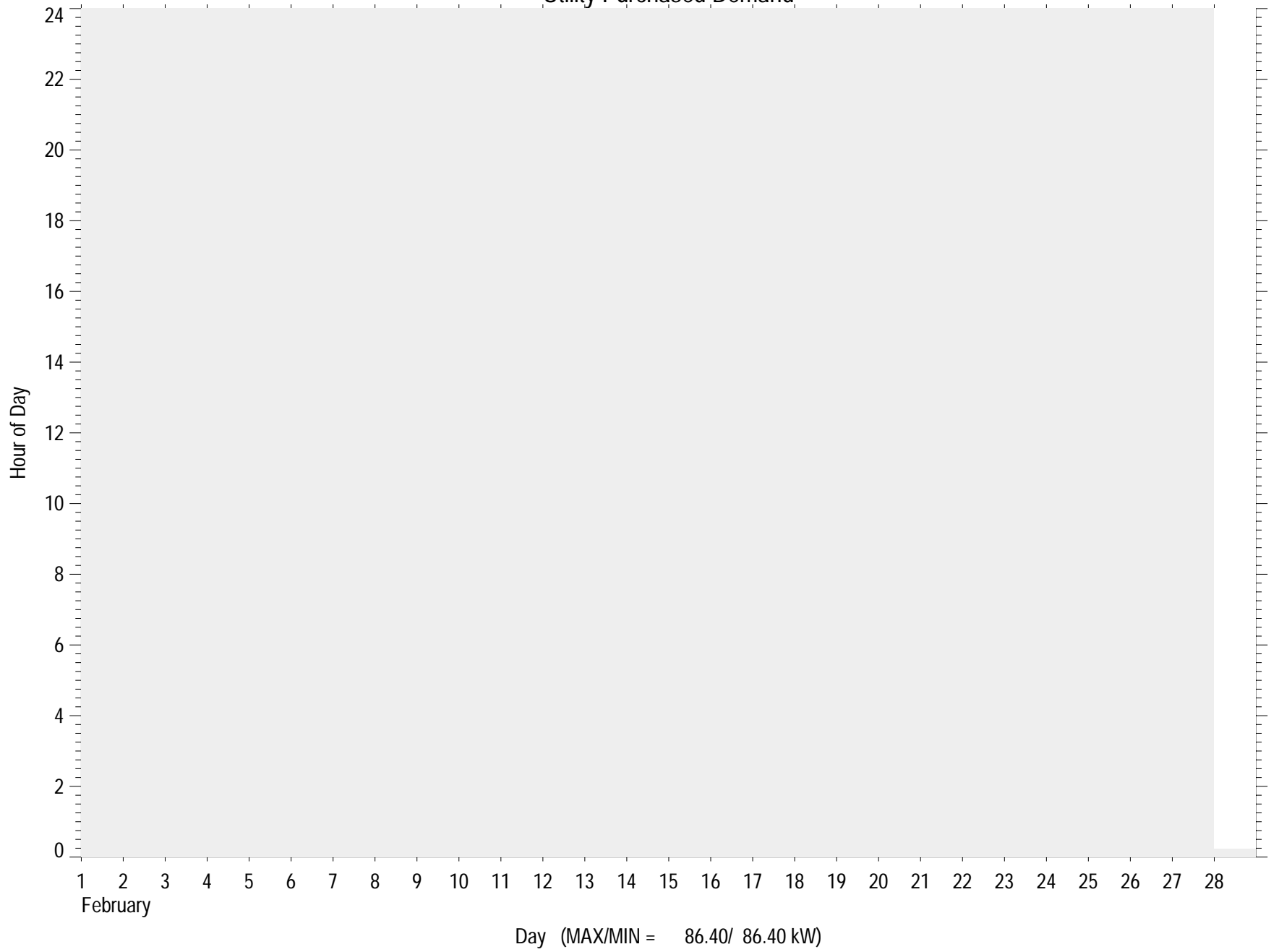
GENERATOR, FACILITY AND METER POWER SUMMARY

Arrow Linen

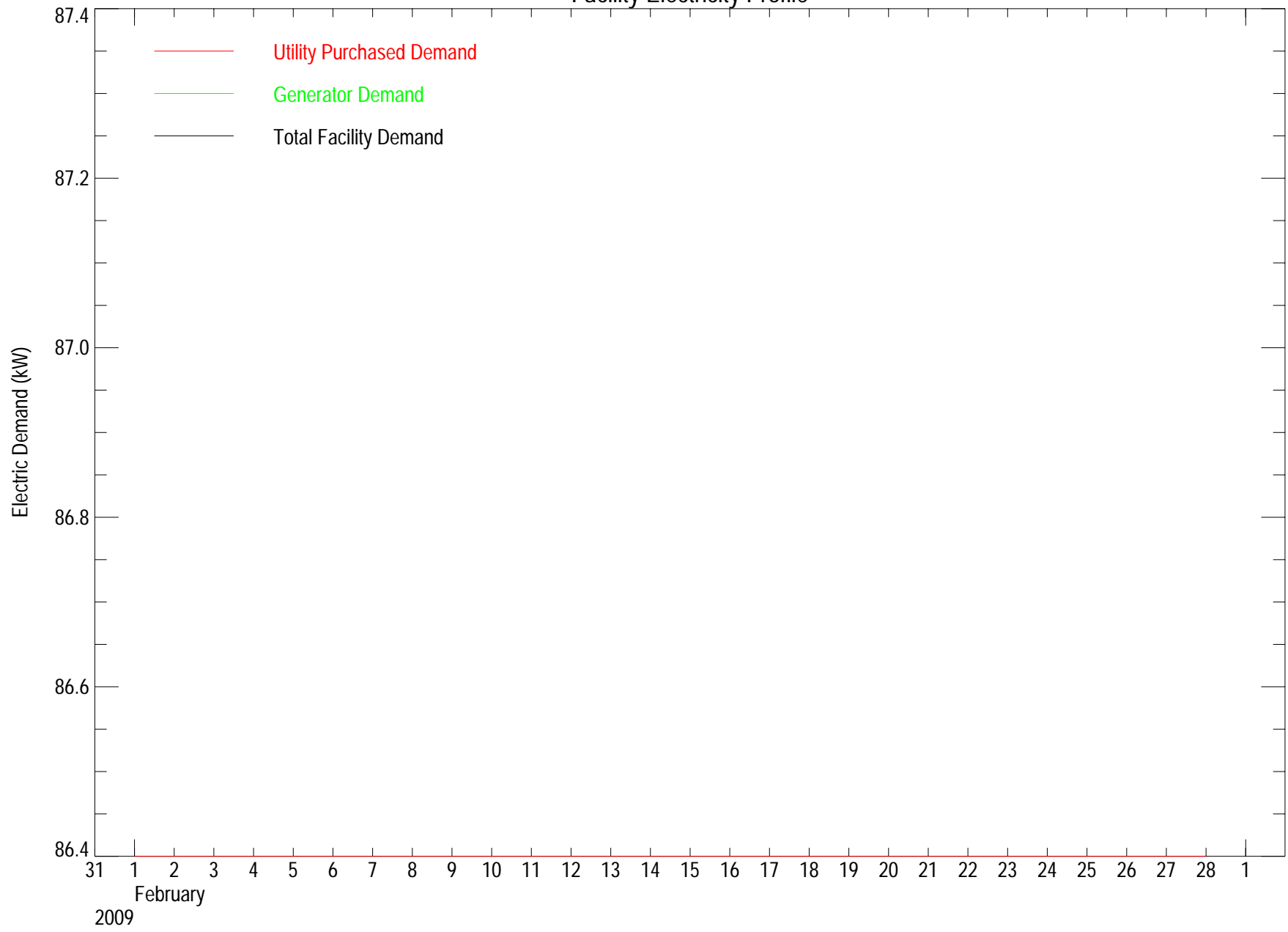
02/01/09 to 02/28/09

Date	Good Data (%)	Utility Purchased Electricity (kWh)	Total Generator Electricity (kWh)	Total Facility Electricity (kWh)	Utility Purchased Demand (Peak kW)	Net Facility Demand (Peak kW)
02/01/09	100.00	0.00	0.00	-	86.40	-
02/02/09	100.00	0.00	0.00	-	86.40	-
02/03/09	100.00	0.00	0.00	-	86.40	-
02/04/09	100.00	0.00	0.00	-	86.40	-
02/05/09	100.00	0.00	0.00	-	86.40	-
02/06/09	100.00	0.00	0.00	-	86.40	-
02/07/09	100.00	0.00	0.00	-	86.40	-
02/08/09	100.00	0.00	0.00	-	86.40	-
02/09/09	100.00	0.00	0.00	-	86.40	-
02/10/09	100.00	0.00	0.00	-	86.40	-
02/11/09	100.00	0.00	0.00	-	86.40	-
02/12/09	100.00	0.00	0.00	-	86.40	-
02/13/09	100.00	0.00	0.00	-	86.40	-
02/14/09	100.00	0.00	0.00	-	86.40	-
02/15/09	100.00	0.00	0.00	-	86.40	-
02/16/09	100.00	0.00	0.00	-	86.40	-
02/17/09	100.00	0.00	0.00	-	86.40	-
02/18/09	100.00	0.00	0.00	-	86.40	-
02/19/09	100.00	0.00	0.00	-	86.40	-
02/20/09	100.00	0.00	0.00	-	86.40	-
02/21/09	100.00	0.00	0.00	-	86.40	-
02/22/09	100.00	0.00	0.00	-	86.40	-
02/23/09	100.00	0.00	0.00	-	86.40	-
02/24/09	100.00	0.00	0.00	-	86.40	-
02/25/09	100.00	0.00	0.00	-	86.40	-
02/26/09	100.00	0.00	0.00	-	86.40	-
02/27/09	100.00	0.00	0.00	-	86.40	-
02/28/09	1.04	0.00	0.00	-	86.40	-
Total	96.47	0.00	0.00	-	86.40	-

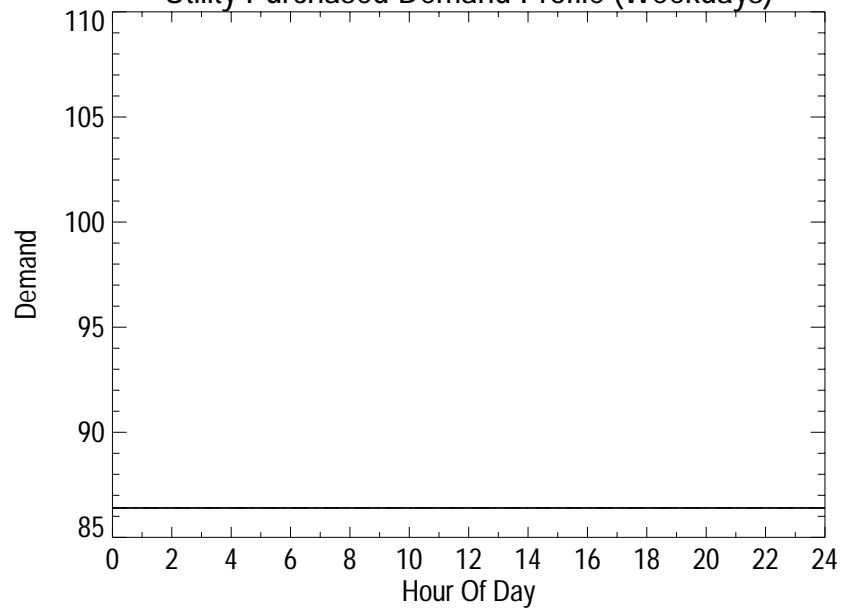
Utility Purchased Demand



Facility Electricity Profile



Utility Purchased Demand Profile (Weekdays)



Utility Purchased Demand Profile (Weekends)

