

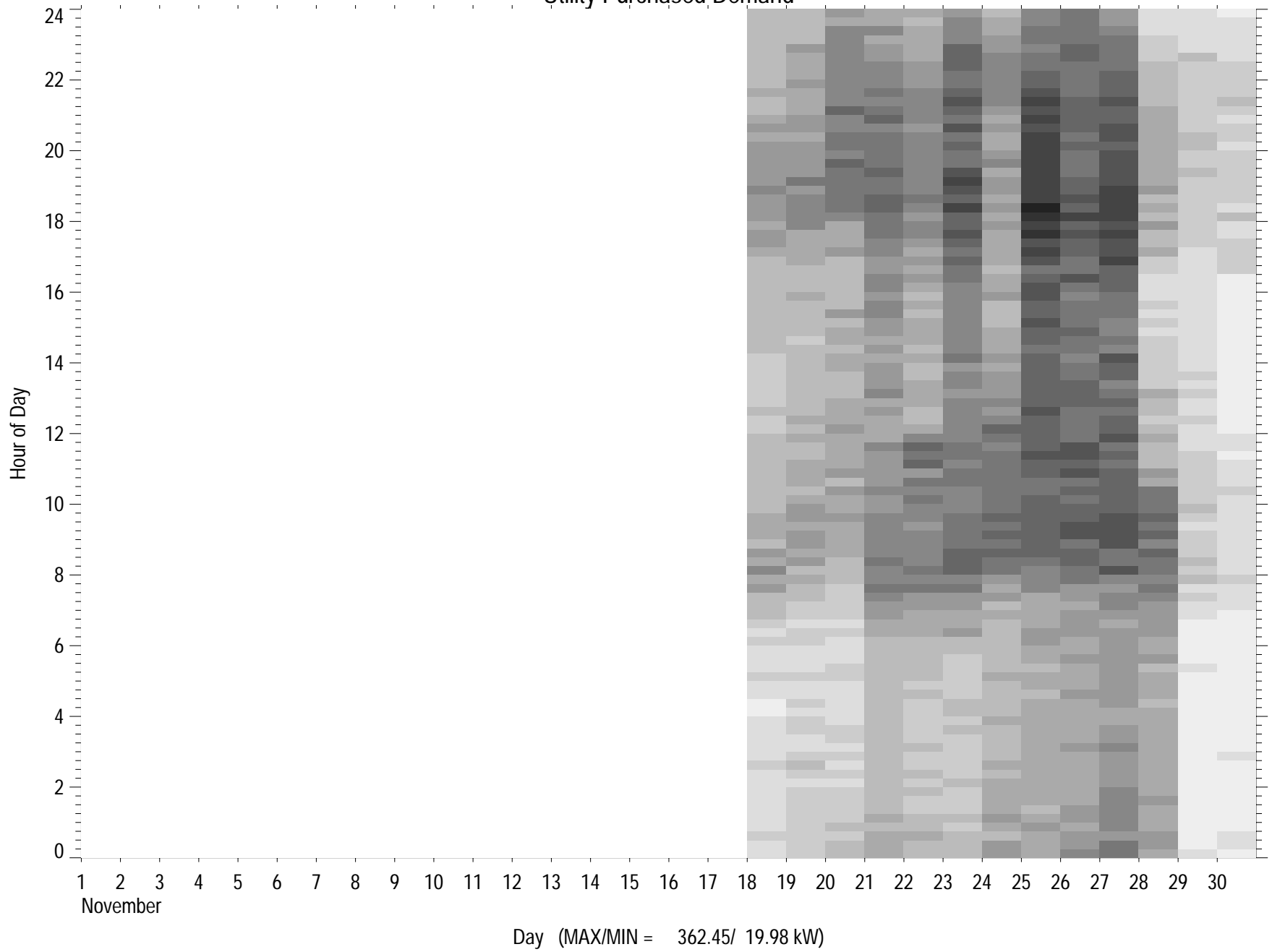
GENERATOR, FACILITY AND METER POWER SUMMARY

Ten West 66th St. Corp.

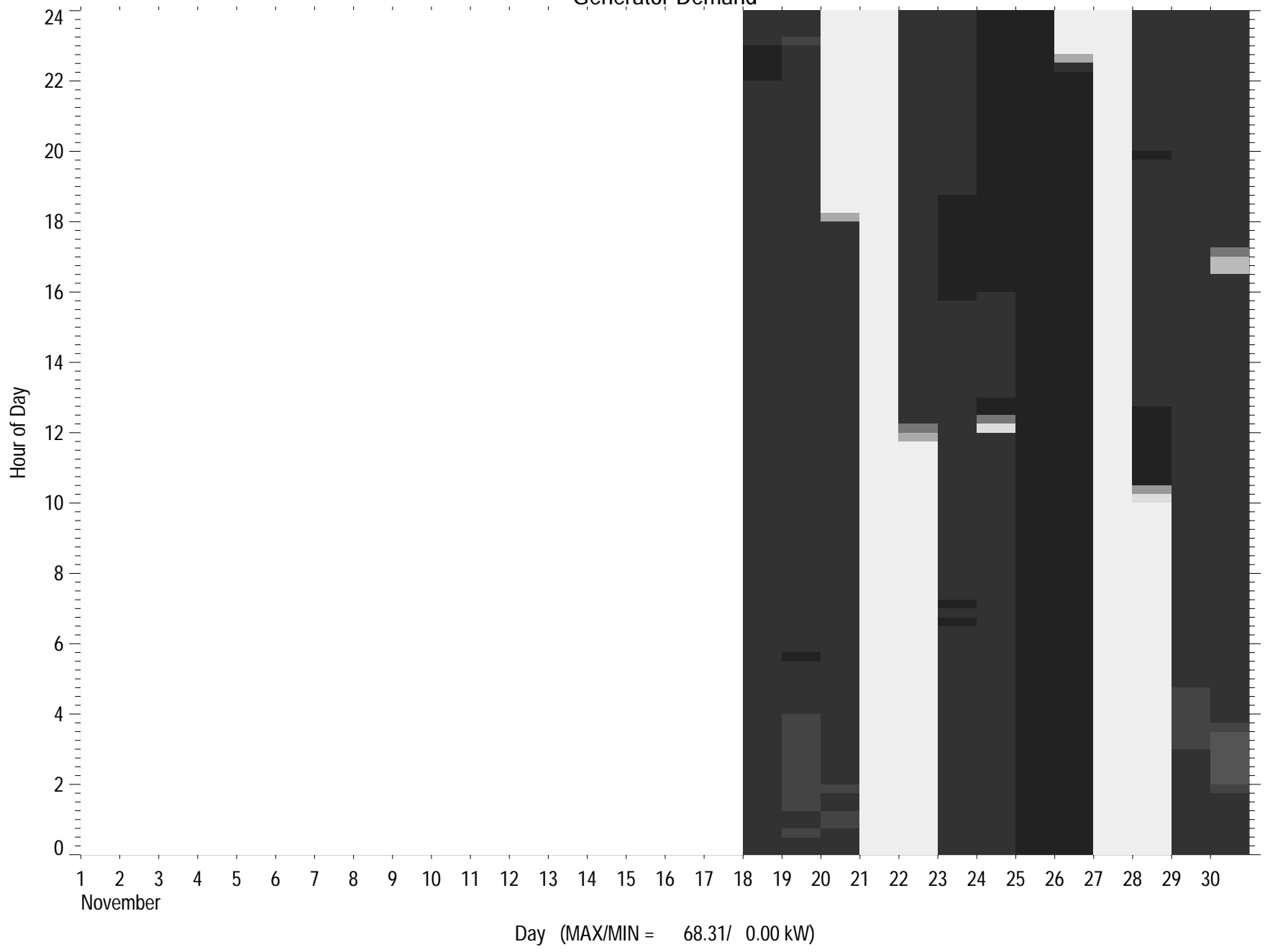
11/01/05 to 11/30/05

Date	Good Data (%)	Utility Purchased Electricity (kWh)	Total Generator Electricity (kWh)	Total Facility Electricity (kWh)	Utility Purchased Demand (Peak kW)	Net Facility Demand (Peak kW)
11/01/05	0.00	-	-	-	-	-
11/02/05	0.00	-	-	-	-	-
11/03/05	0.00	-	-	-	-	-
11/04/05	0.00	-	-	-	-	-
11/05/05	0.00	-	-	-	-	-
11/06/05	0.00	-	-	-	-	-
11/07/05	0.00	-	-	-	-	-
11/08/05	0.00	-	-	-	-	-
11/09/05	0.00	-	-	-	-	-
11/10/05	0.00	-	-	-	-	-
11/11/05	0.00	-	-	-	-	-
11/12/05	0.00	-	-	-	-	-
11/13/05	0.00	-	-	-	-	-
11/14/05	0.00	-	-	-	-	-
11/15/05	0.00	-	-	-	-	-
11/16/05	0.00	-	-	-	-	-
11/17/05	0.00	-	-	-	-	-
11/18/05	98.96	2617.45	1516.26	4118.00	195.90	259.42
11/19/05	100.00	2879.38	1491.62	4371.00	208.92	271.33
11/20/05	100.00	3204.34	1129.66	4334.00	235.30	235.30
11/21/05	100.00	4077.00	0.00	4077.00	256.62	256.62
11/22/05	100.00	3636.15	746.85	4383.00	243.39	276.20
11/23/05	100.00	4429.11	1523.89	5953.00	306.61	371.38
11/24/05	100.00	3838.27	1525.72	5364.00	257.21	320.46
11/25/05	100.00	5321.23	1596.77	6918.00	362.45	429.15
11/26/05	100.00	5085.98	1490.02	6576.00	292.81	358.10
11/27/05	100.00	5349.00	0.00	5349.00	314.45	314.45
11/28/05	100.00	3251.06	868.94	4120.00	257.88	257.88
11/29/05	100.00	1598.99	1483.01	3082.00	122.65	184.08
11/30/05	100.00	1302.56	1432.44	2735.00	108.56	169.94
Total	43.30	46590.53	14805.17	61380.00	362.45	429.15

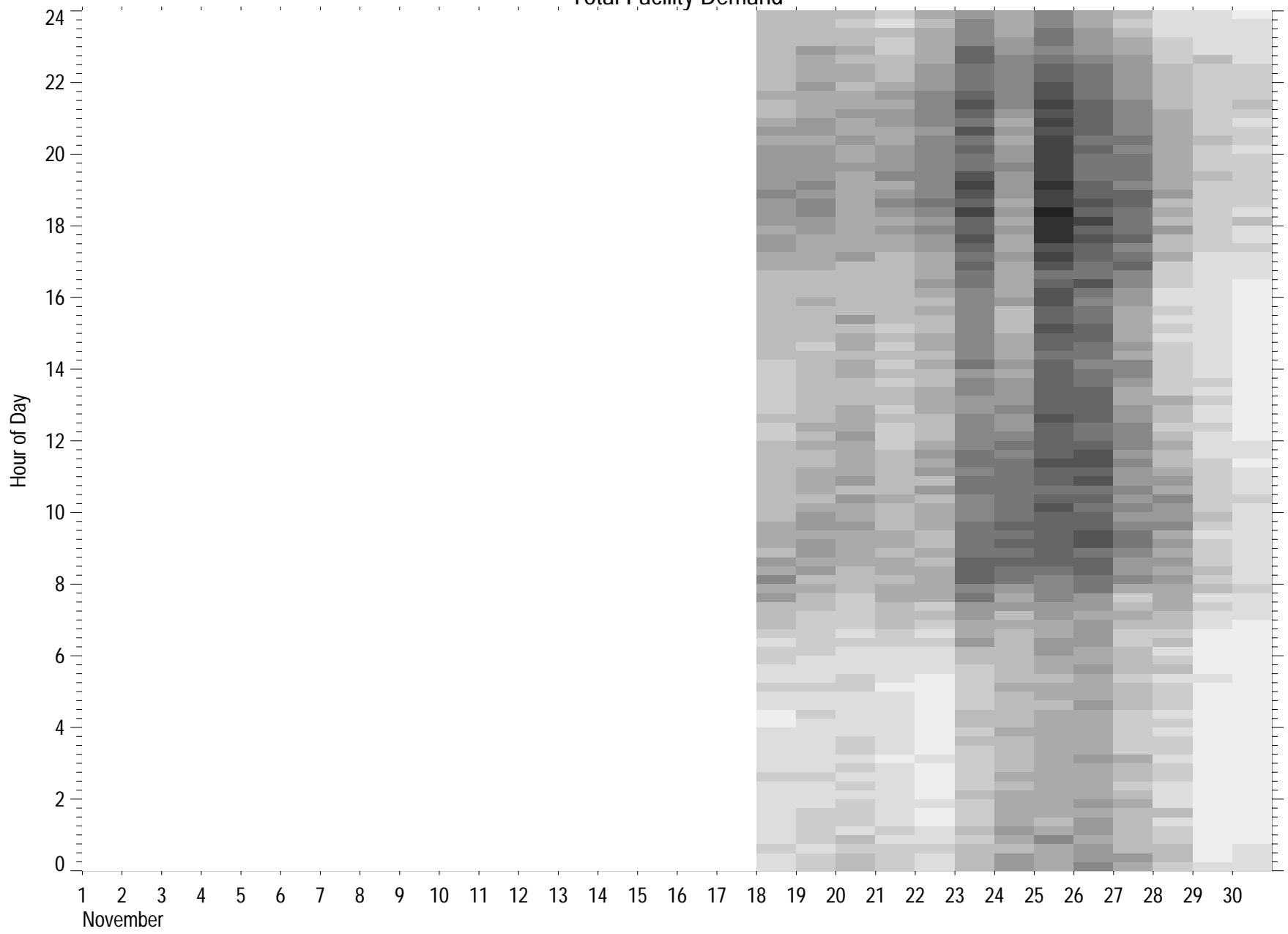
Utility Purchased Demand



Generator Demand

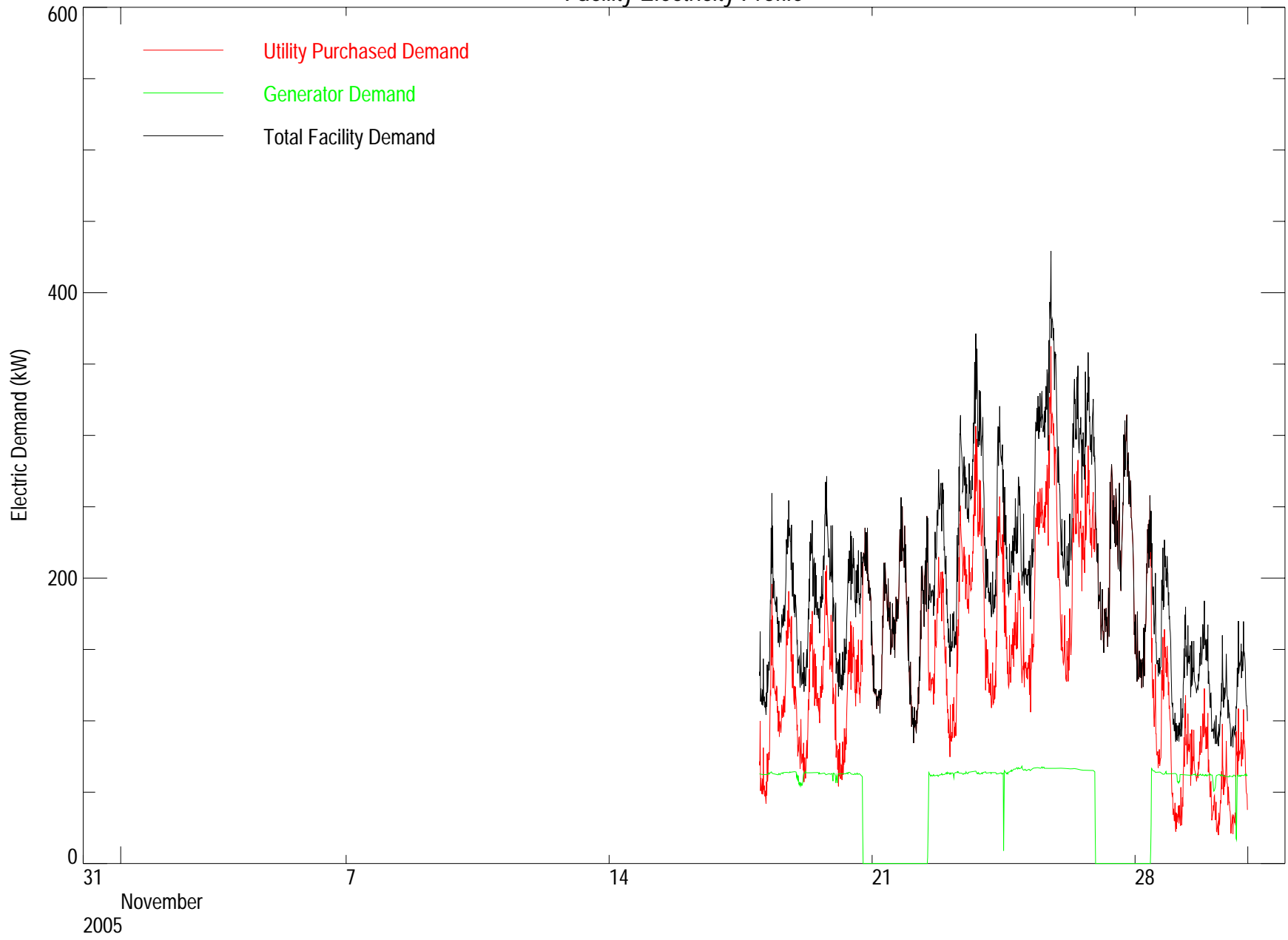


Total Facility Demand

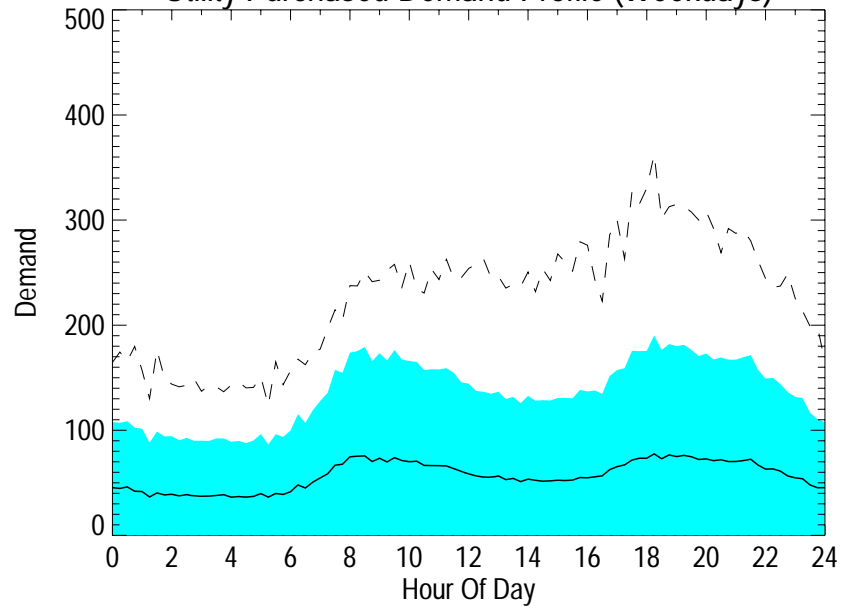


Day (MAX/MIN = 429.15/ 81.57 kW)

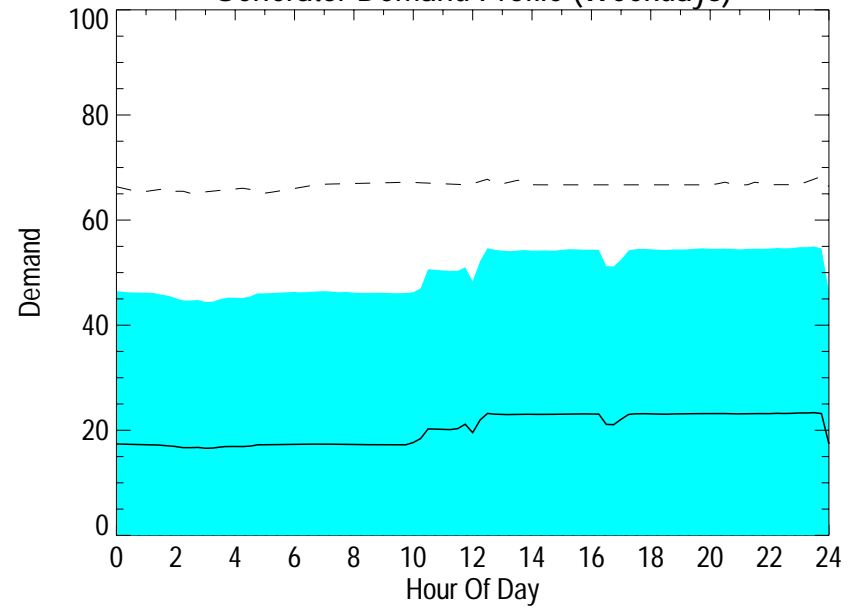
Facility Electricity Profile



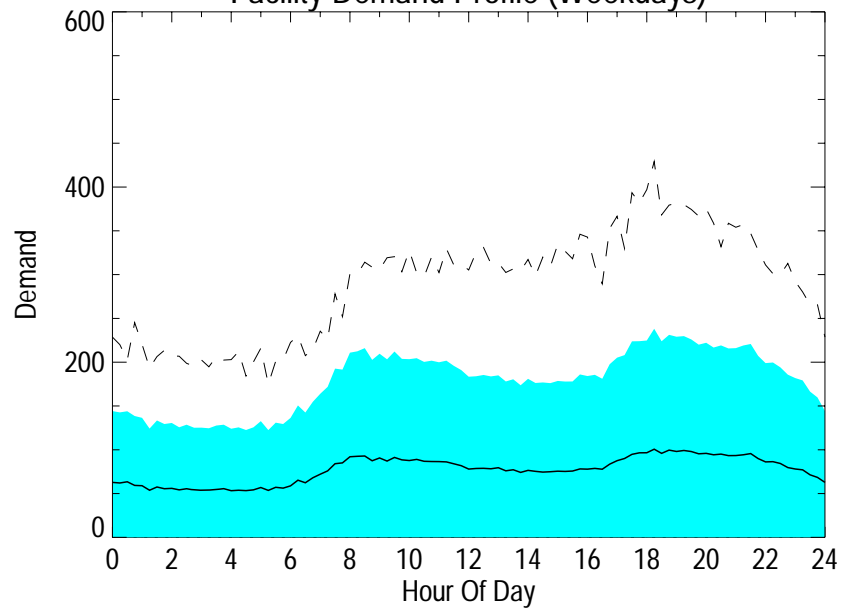
Utility Purchased Demand Profile (Weekdays)



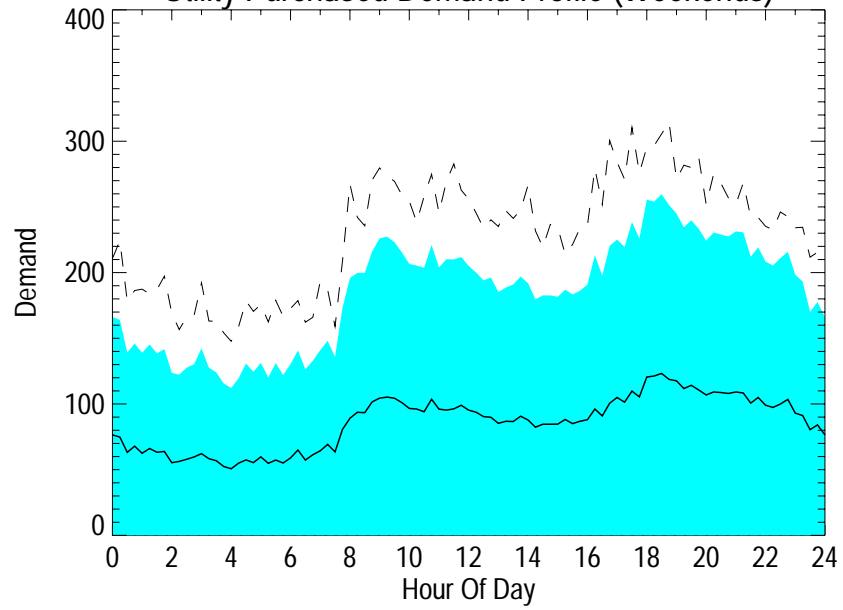
Generator Demand Profile (Weekdays)



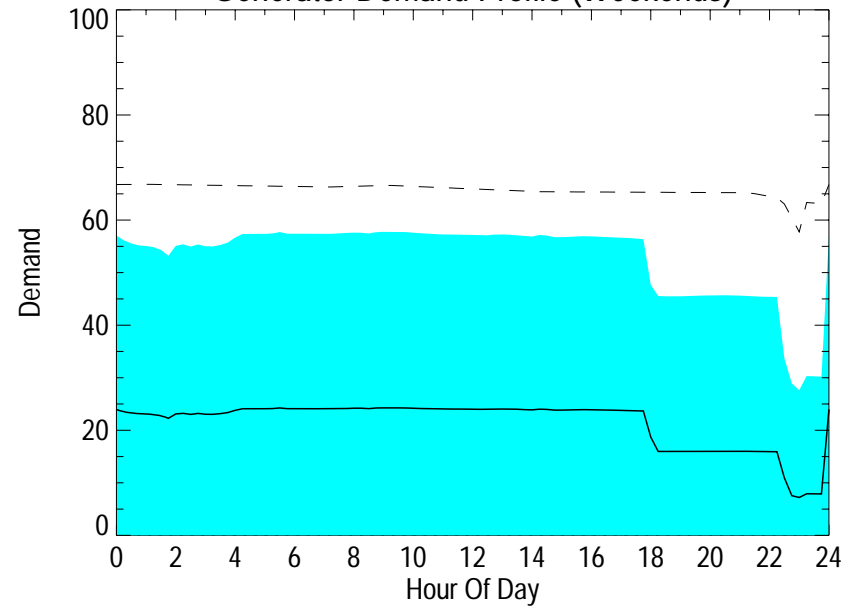
Facility Demand Profile (Weekdays)



Utility Purchased Demand Profile (Weekends)



Generator Demand Profile (Weekends)



Facility Demand Profile (Weekends)

