


GENERATOR, FACILITY AND METER POWER SUMMARY

Ten West 66th St. Corp.

12/01/05 to 12/31/05


Date	Good Data (%)	Utility Purchased Electricity (kWh)	Total Generator Electricity (kWh)	Total Facility Electricity (kWh)	Utility Purchased Demand (Peak kW)	Net Facility Demand (Peak kW)
12/01/05	100.00	2376.96	1086.04	3463.00	174.25	235.59
12/02/05	100.00	3501.58	1460.42	4962.00	258.83	322.43
12/03/05	100.00	4586.35	1538.65	6125.00	275.38	339.12
12/04/05	100.00	5178.15	1547.85	6726.00	311.57	376.93
12/05/05	100.00	5695.37	1562.63	7258.00	356.48	421.78
12/06/05	100.00	5582.04	1135.96	6718.00	315.88	382.90
12/07/05	100.00	5892.02	1608.98	7501.00	360.05	427.42
12/08/05	100.00	5778.85	1610.15	7389.00	345.44	411.88
12/09/05	100.00	5879.44	1596.56	7476.00	354.20	420.18
12/10/05	100.00	4922.56	1591.44	6514.00	284.51	349.46
12/11/05	100.00	5674.35	1063.65	6738.00	344.32	409.38
12/12/05	100.00	5354.00	1565.99	6920.00	320.83	386.69
12/13/05	100.00	6104.77	1598.23	7703.00	374.37	441.30
12/14/05	100.00	6917.81	1630.19	8548.00	406.88	474.69
12/15/05	100.00	6948.20	1622.80	8571.00	375.98	443.46
12/16/05	100.00	4524.00	1576.01	6100.00	268.61	333.85
12/17/05	100.00	4428.12	1601.88	6030.00	283.70	350.31
12/18/05	100.00	4535.11	1582.89	6118.00	275.98	342.28
12/19/05	100.00	5039.50	1581.49	6621.00	337.49	403.74
12/20/05	100.00	6064.54	1606.46	7671.00	364.56	432.52
12/21/05	100.00	6048.39	1632.61	7681.00	343.25	411.12
12/22/05	100.00	5542.93	1629.07	7172.00	320.97	388.72
12/23/05	100.00	4472.19	1481.81	5954.00	247.47	313.86
12/24/05	100.00	4599.00	0.00	4599.00	252.07	252.07
12/25/05	100.00	3463.00	894.00	4357.00	249.22	249.22
12/26/05	100.00	2860.06	1520.94	4381.00	204.37	267.65
12/27/05	100.00	3625.03	1519.96	5145.00	209.84	273.85
12/28/05	100.00	3662.00	1520.99	5183.00	202.19	266.32
12/29/05	100.00	3119.64	1485.36	4605.00	196.51	258.64
12/30/05	100.00	2827.04	1494.96	4322.00	181.44	244.73
12/31/05	100.00	3476.35	1494.65	4971.00	223.58	287.12
Total	100.00	148679.36	44842.65	193522.00	406.88	474.69

Utility Purchased Demand



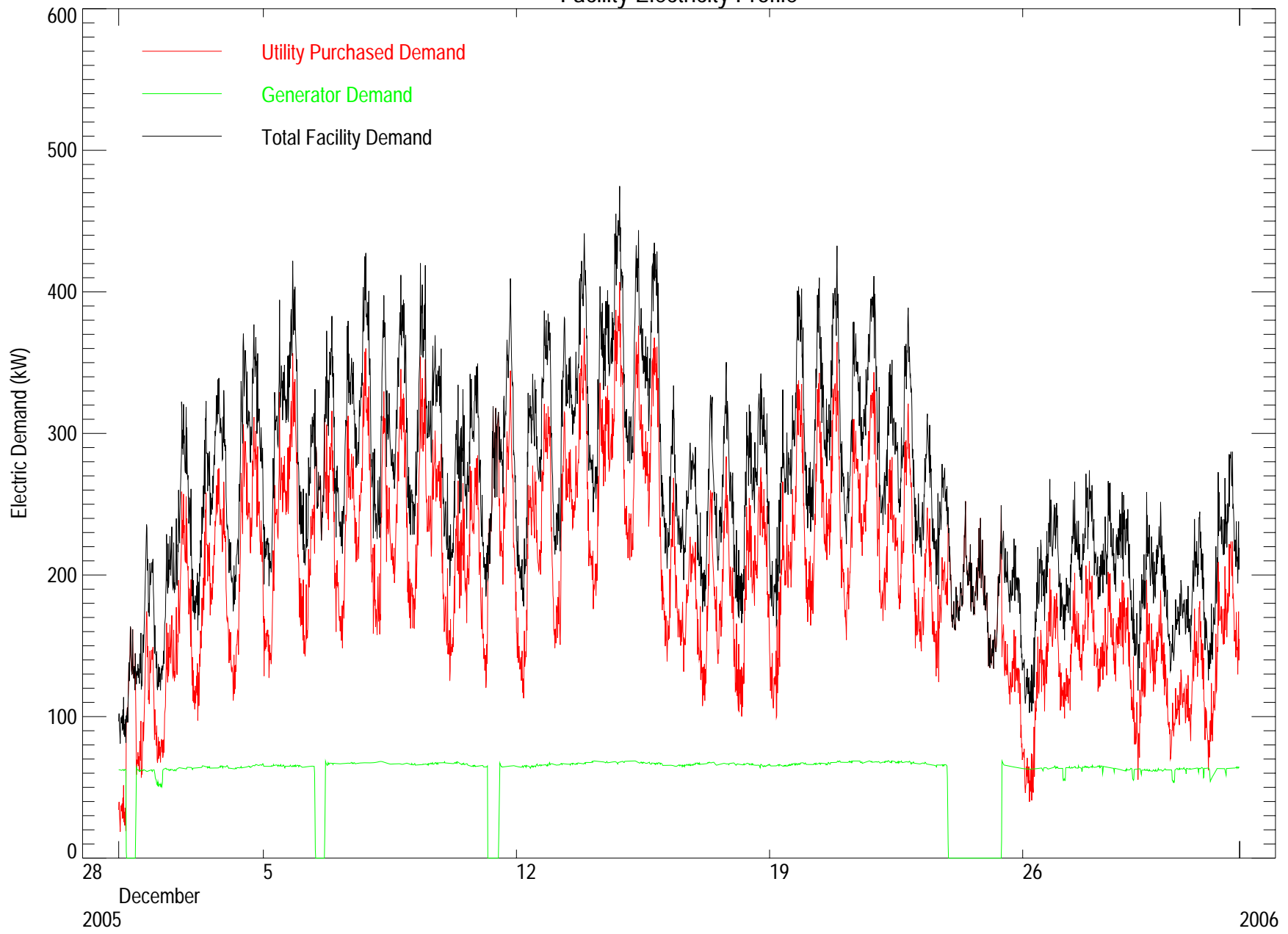
Day (MAX/MIN = 406.88/ 18.71 kW)

Total Facility Demand

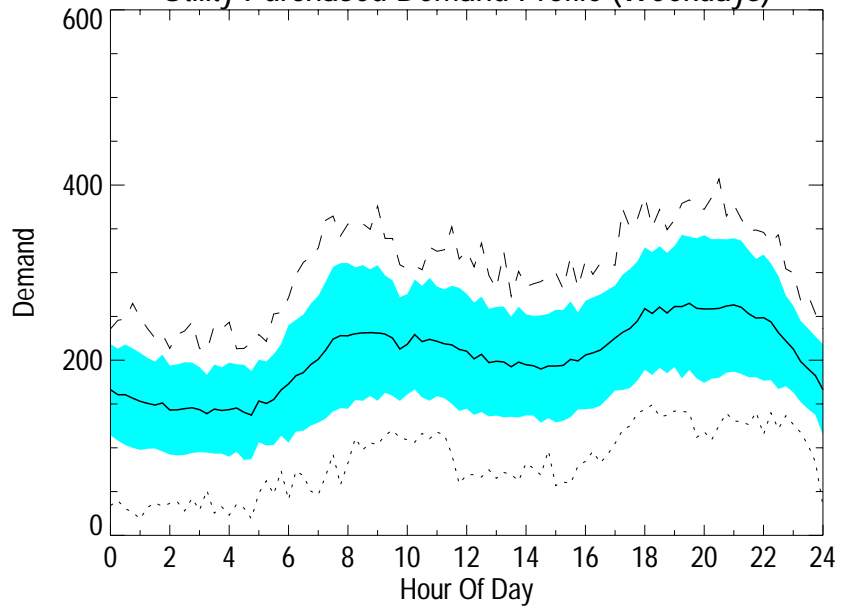


Day (MAX/MIN = 474.69/ 80.96 kW)

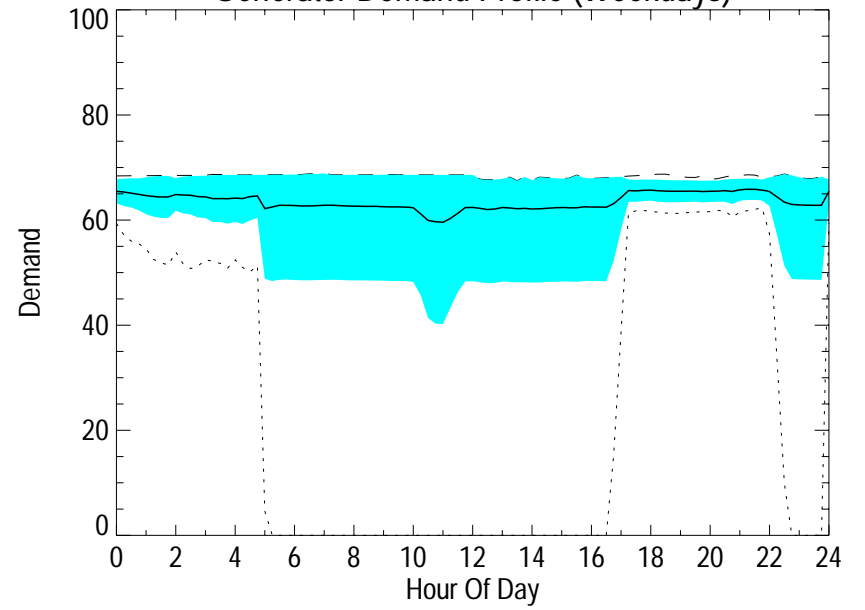
Facility Electricity Profile



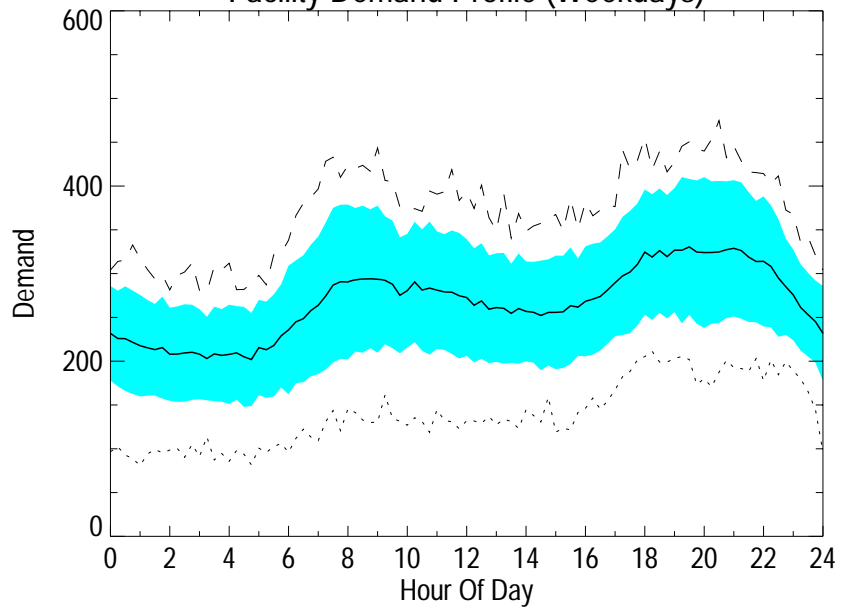
Utility Purchased Demand Profile (Weekdays)



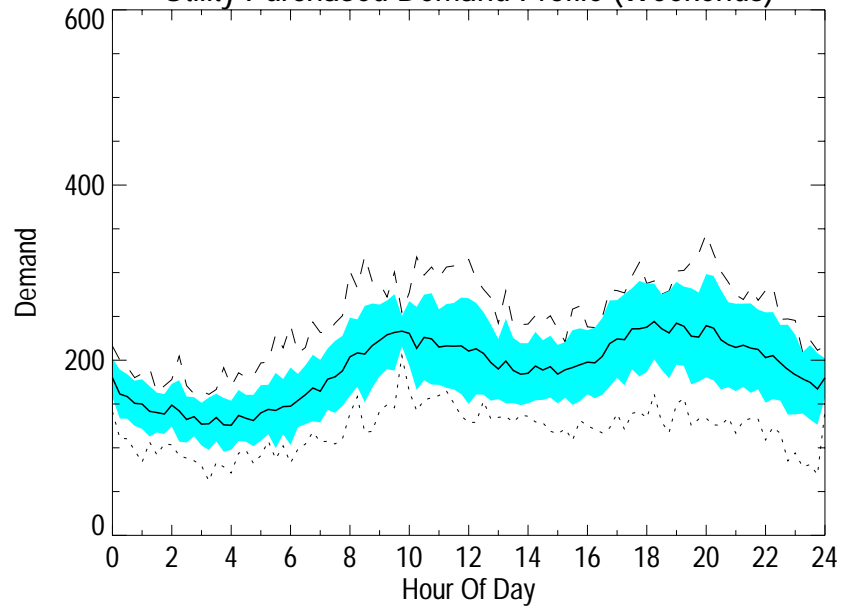
Generator Demand Profile (Weekdays)



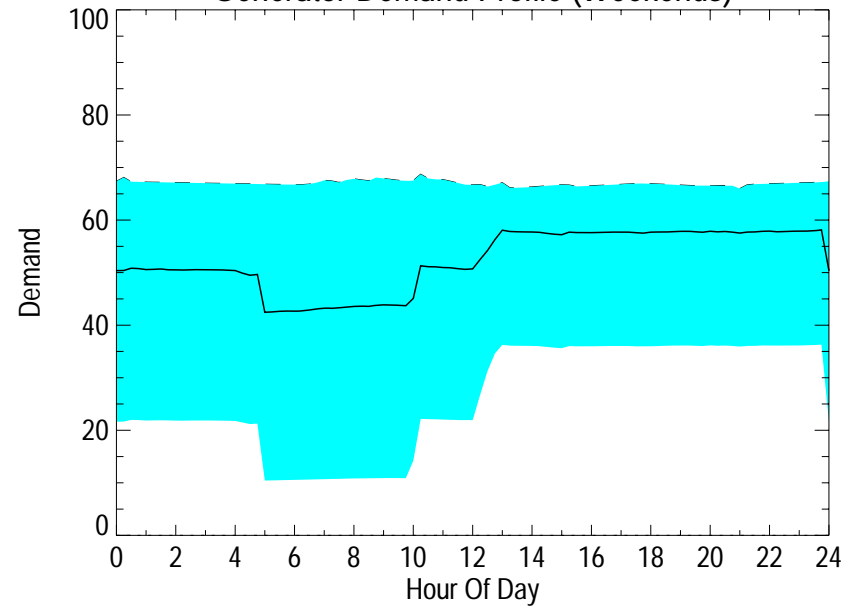
Facility Demand Profile (Weekdays)



Utility Purchased Demand Profile (Weekends)



Generator Demand Profile (Weekends)



Facility Demand Profile (Weekends)

