

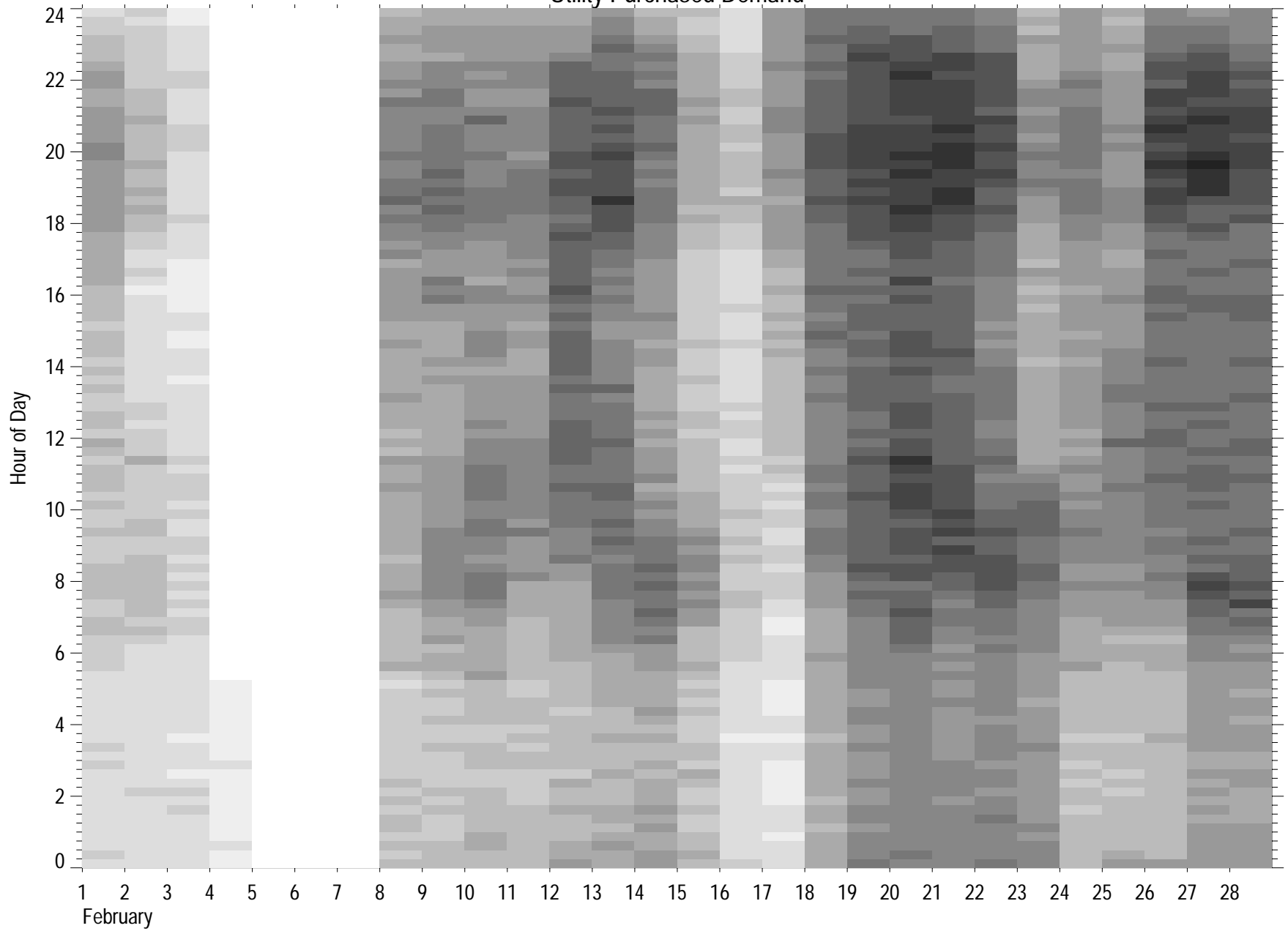
GENERATOR, FACILITY AND METER POWER SUMMARY

Ten West 66th St. Corp.

02/01/06 to 02/28/06

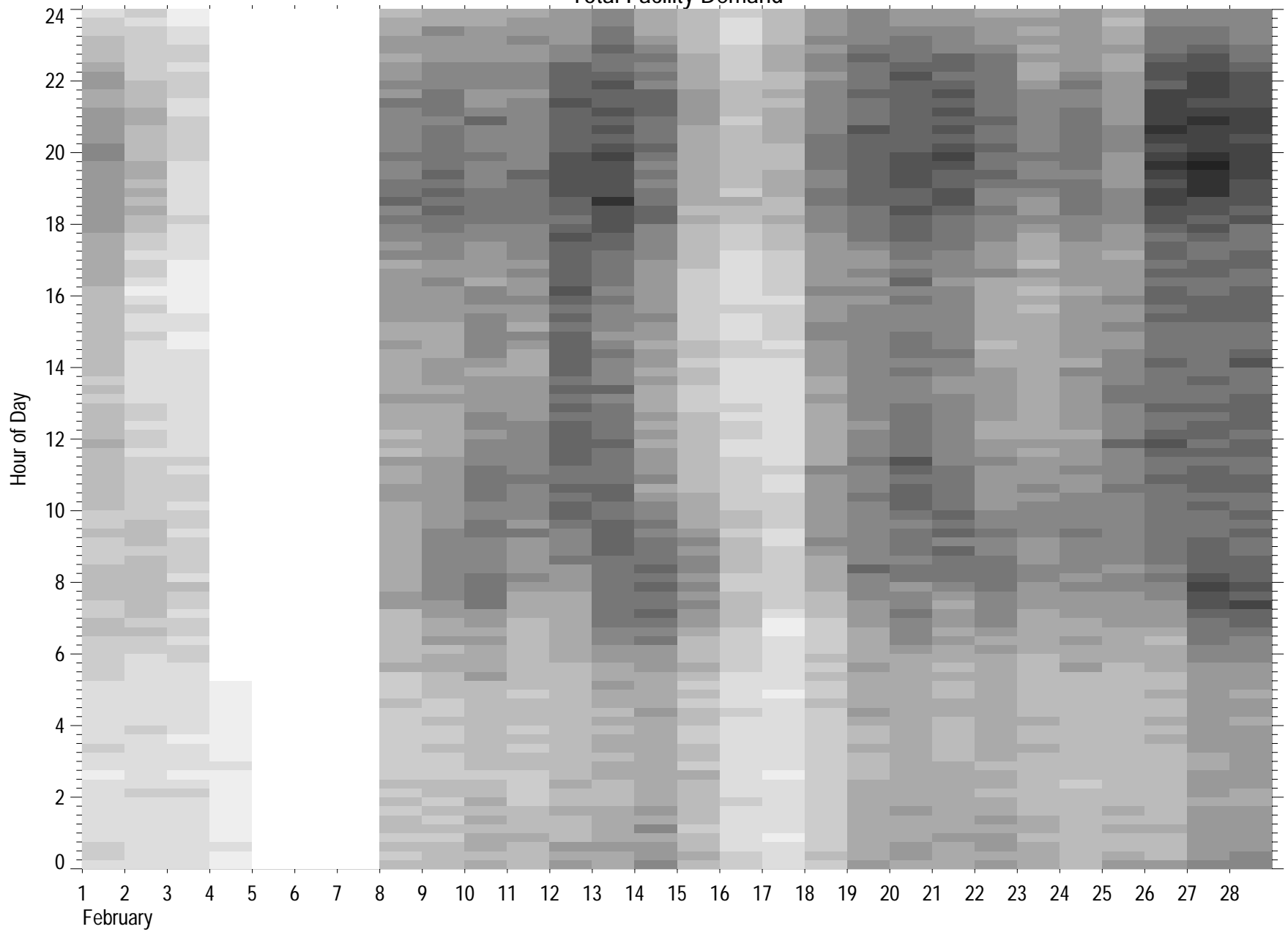
Date	Good Data (%)	Utility Purchased Electricity (kWh)	Total Generator Electricity (kWh)	Total Facility Electricity (kWh)	Utility Purchased Demand (Peak kW)	Net Facility Demand (Peak kW)
02/01/06	100.00	3600.68	1464.33	5065.00	272.23	334.90
02/02/06	100.00	2846.14	1481.86	4328.00	184.55	247.14
02/03/06	100.00	2204.08	1475.92	3680.00	137.16	199.16
02/04/06	21.88	294.86	300.14	595.00	86.01	135.51
02/05/06	0.00	-	-	-	-	-
02/06/06	0.00	-	-	-	-	-
02/07/06	0.00	-	-	-	-	-
02/08/06	100.00	4651.70	1536.30	6188.00	314.65	378.97
02/09/06	100.00	5109.52	1533.48	6643.00	310.60	377.44
02/10/06	100.00	5392.95	1611.05	7004.00	310.74	377.98
02/11/06	100.00	5048.97	1607.03	6656.00	305.84	372.82
02/12/06	100.00	6212.98	1606.03	7819.00	369.91	437.46
02/13/06	100.00	6380.87	1642.13	8023.00	409.57	478.05
02/14/06	100.00	5640.85	1638.15	7279.00	317.36	385.27
02/15/06	100.00	3913.86	1612.15	5526.00	263.12	330.61
02/16/06	100.00	2699.10	1581.90	4281.00	176.45	241.36
02/17/06	100.00	3535.36	698.65	4234.00	259.55	259.55
02/18/06	100.00	6239.00	0.00	6239.00	358.33	358.33
02/19/06	100.00	7416.00	0.00	7416.00	405.88	405.88
02/20/06	100.00	7933.00	0.00	7933.00	420.19	420.19
02/21/06	100.00	7610.00	0.00	7610.00	439.95	439.95
02/22/06	100.00	7113.00	0.00	7113.00	381.95	381.95
02/23/06	100.00	5516.06	901.94	6418.00	331.81	347.79
02/24/06	100.00	5167.50	1612.50	6780.00	297.85	365.58
02/25/06	100.00	5143.27	1597.73	6741.00	312.27	379.87
02/26/06	100.00	6482.58	1615.42	8098.00	436.12	504.02
02/27/06	100.00	7158.60	1630.40	8789.00	466.25	534.56
02/28/06	100.00	6955.24	1625.76	8581.00	393.63	461.34
Total	86.50	130266.14	28772.86	159039.00	466.25	534.56

Utility Purchased Demand



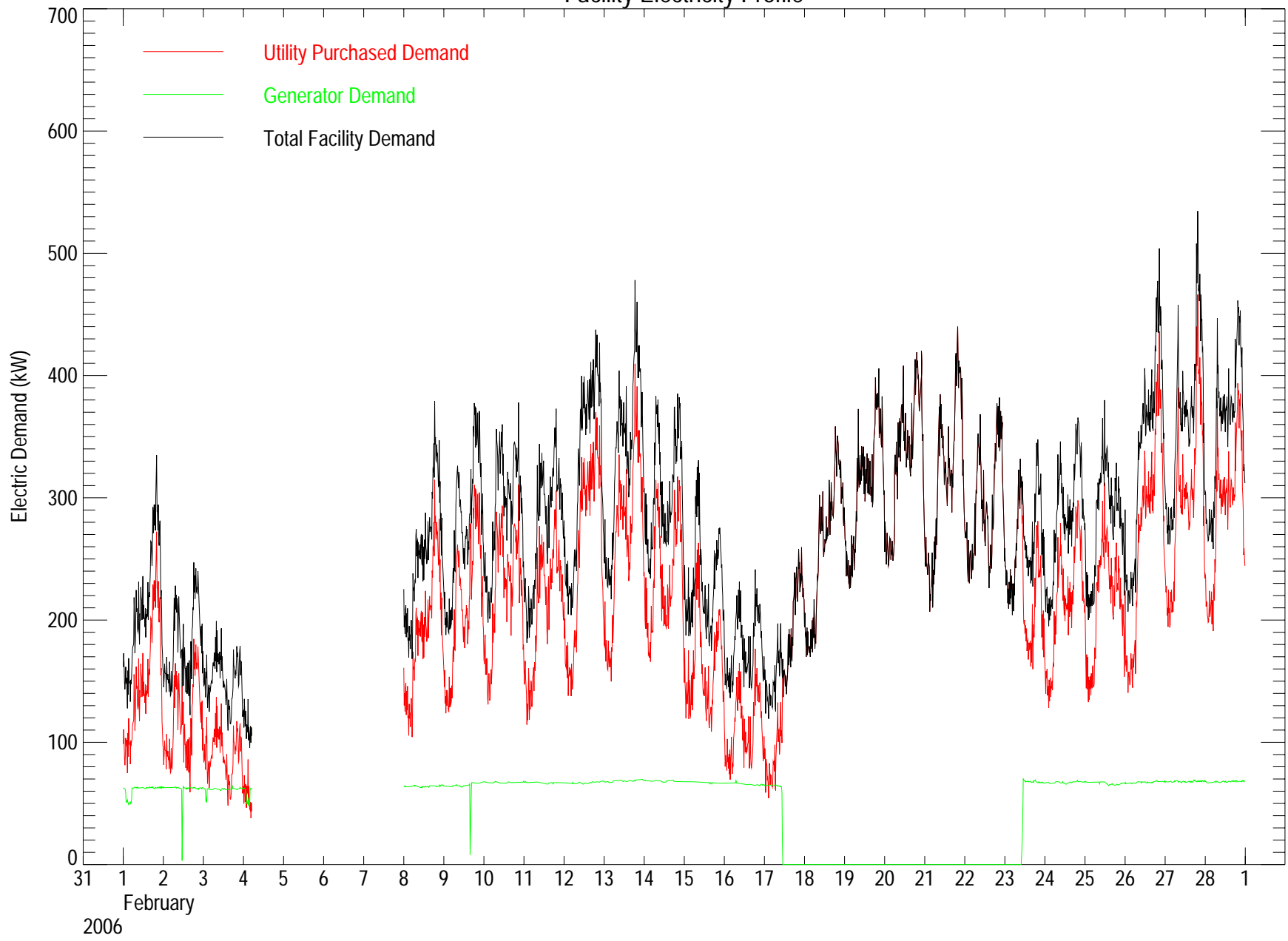
Day (MAX/MIN = 466.25/ 37.94 kW)

Total Facility Demand

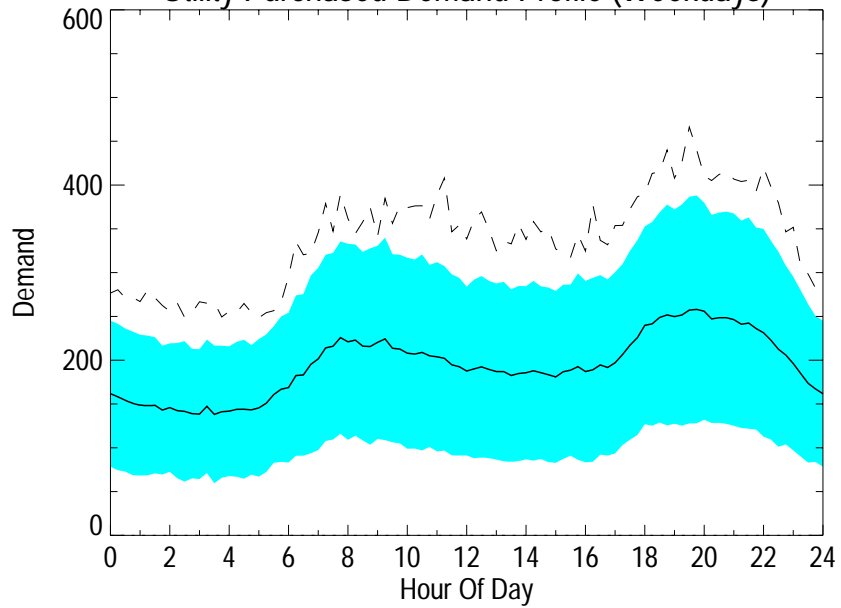


Day (MAX/MIN = 534.56/ 95.36 kW)

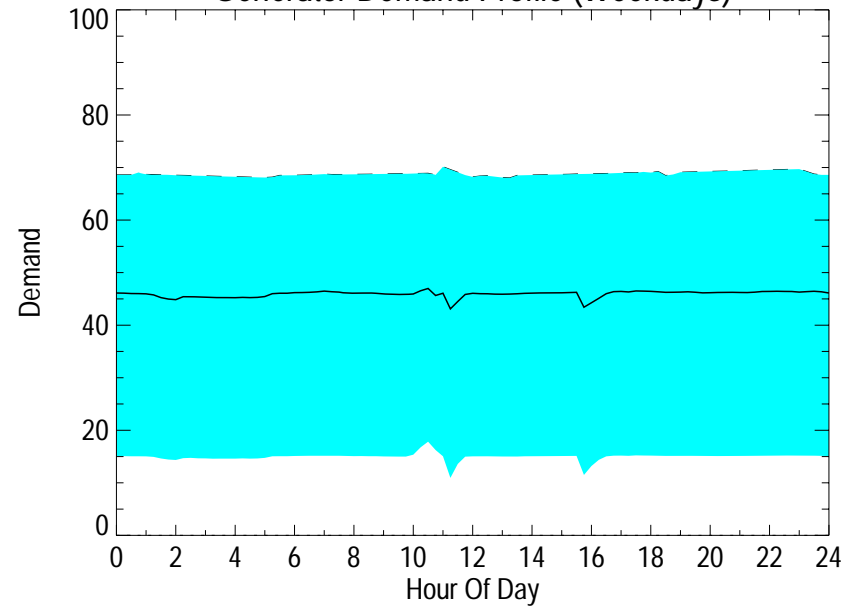
Facility Electricity Profile



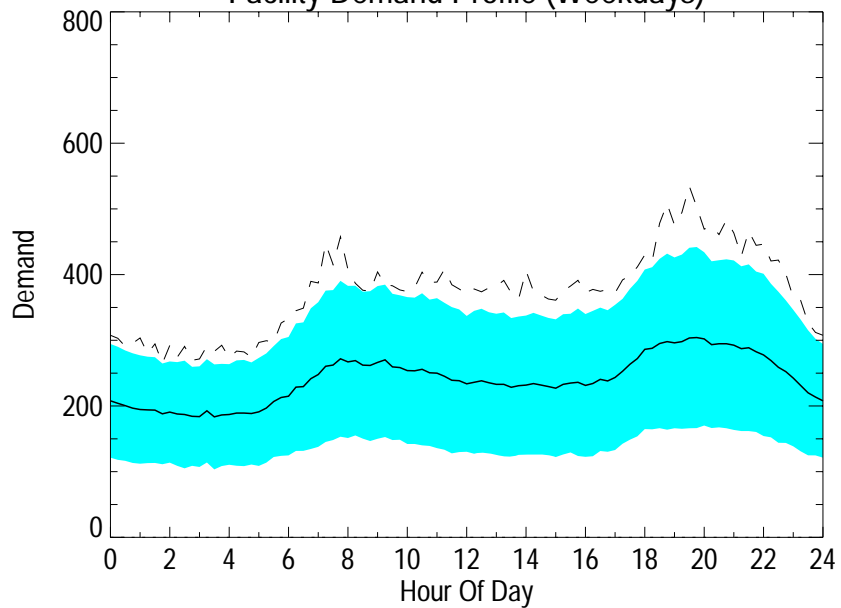
Utility Purchased Demand Profile (Weekdays)



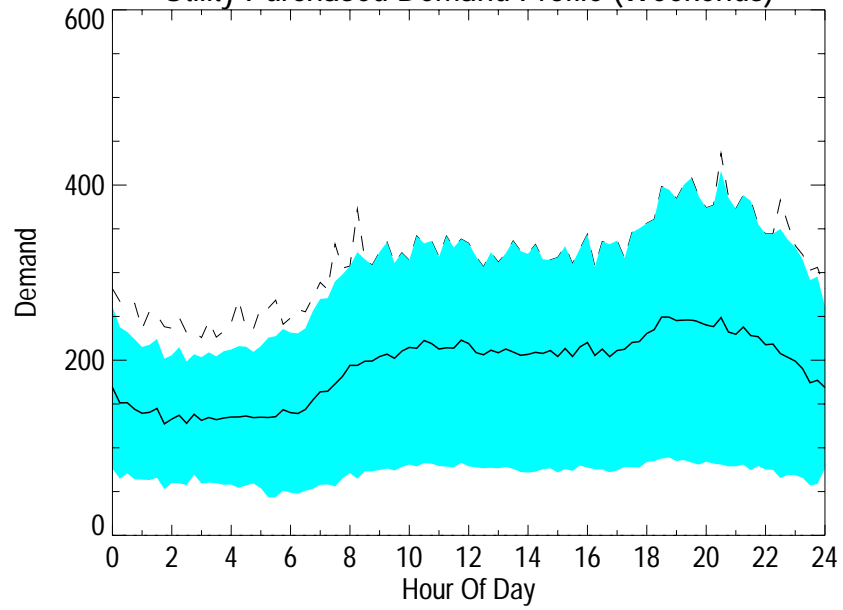
Generator Demand Profile (Weekdays)



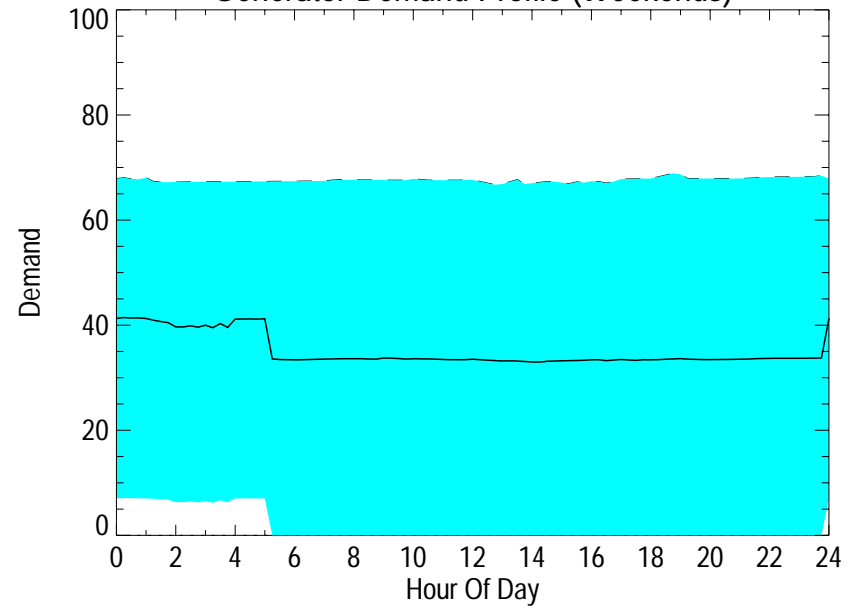
Facility Demand Profile (Weekdays)



Utility Purchased Demand Profile (Weekends)



Generator Demand Profile (Weekends)



Facility Demand Profile (Weekends)

