


GENERATOR, FACILITY AND METER POWER SUMMARY

Ten West 66th St. Corp.

03/01/06 to 03/31/06

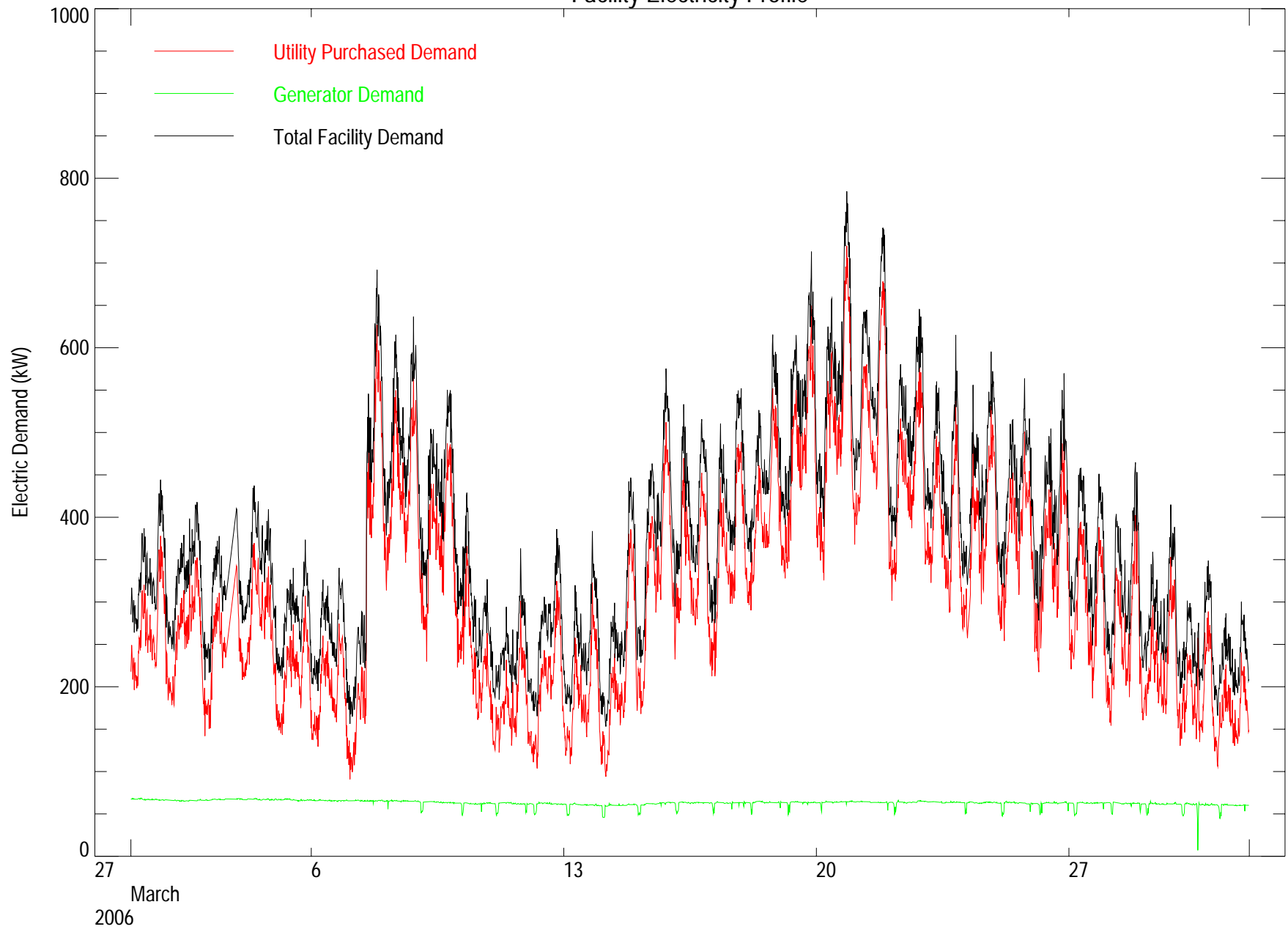
Date	Good Data (%)	Utility Purchased Electricity (kWh)	Total Generator Electricity (kWh)	Total Facility Electricity (kWh)	Utility Purchased Demand (Peak kW)	Net Facility Demand (Peak kW)
03/01/06	100.00	6399.91	1610.09	8010.00	377.98	444.26
03/02/06	100.00	6307.65	1579.35	7887.00	352.46	417.88
03/03/06	100.00	3422.94	1609.06	5032.00	342.68	410.08
03/04/06	100.00	6695.40	1611.60	8307.00	369.51	437.38
03/05/06	100.00	5159.17	1597.83	6757.00	307.40	373.42
03/06/06	100.00	4682.77	1578.23	6261.00	274.46	340.29
03/07/06	98.96	7185.51	1571.78	8741.00	626.90	691.88
03/08/06	100.00	10427.84	1561.16	11989.00	571.90	636.80
03/09/06	100.00	8902.68	1514.32	10417.00	487.23	550.06
03/10/06	100.00	5854.24	1479.76	7334.00	365.81	428.90
03/11/06	100.00	4314.64	1468.36	5783.00	300.96	363.13
03/12/06	100.00	4827.46	1468.54	6296.00	324.61	386.03
03/13/06	100.00	4574.21	1438.80	6013.00	322.97	383.64
03/14/06	100.00	4965.97	1423.03	6389.00	385.78	446.78
03/15/06	100.00	7922.91	1468.09	9391.00	512.13	575.45
03/16/06	100.00	8374.50	1498.51	9873.00	469.79	533.25
03/17/06	100.00	8415.26	1497.74	9913.00	488.78	552.13
03/18/06	100.00	9596.40	1515.60	11112.00	552.03	615.45
03/19/06	100.00	11224.38	1510.63	12735.00	649.78	713.30
03/20/06	100.00	12125.58	1528.42	13654.00	720.14	784.44
03/21/06	100.00	12244.26	1531.74	13776.00	678.22	741.57
03/22/06	100.00	10537.11	1519.89	12057.00	580.61	645.64
03/23/06	100.00	9428.02	1532.98	10961.00	551.46	614.99
03/24/06	100.00	9053.30	1508.70	10562.00	531.38	595.44
03/25/06	100.00	8969.35	1484.65	10454.00	500.81	563.67
03/26/06	100.00	8358.13	1490.87	9849.00	506.35	569.71
03/27/06	100.00	7178.04	1482.96	8661.00	394.74	458.21
03/28/06	100.00	6300.26	1484.74	7785.00	402.33	464.73
03/29/06	100.00	5464.40	1468.61	6933.00	353.16	414.94
03/30/06	100.00	4704.41	1422.59	6127.00	288.79	348.87
03/31/06	100.00	3987.17	1428.83	5416.00	240.37	300.35
Total	99.97	227603.84	46887.45	274475.00	720.14	784.44

Total Facility Demand

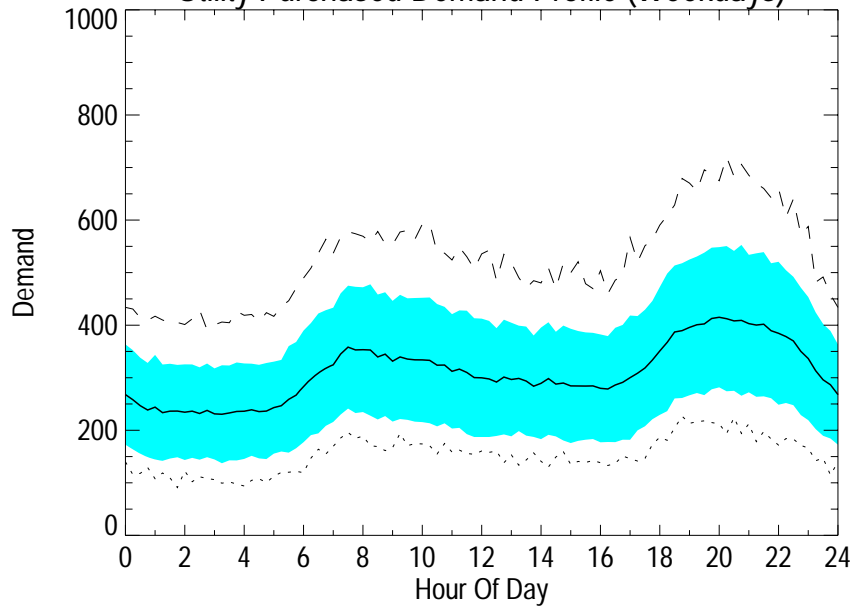


Day (MAX/MIN = 784.44/ 153.14 kW)

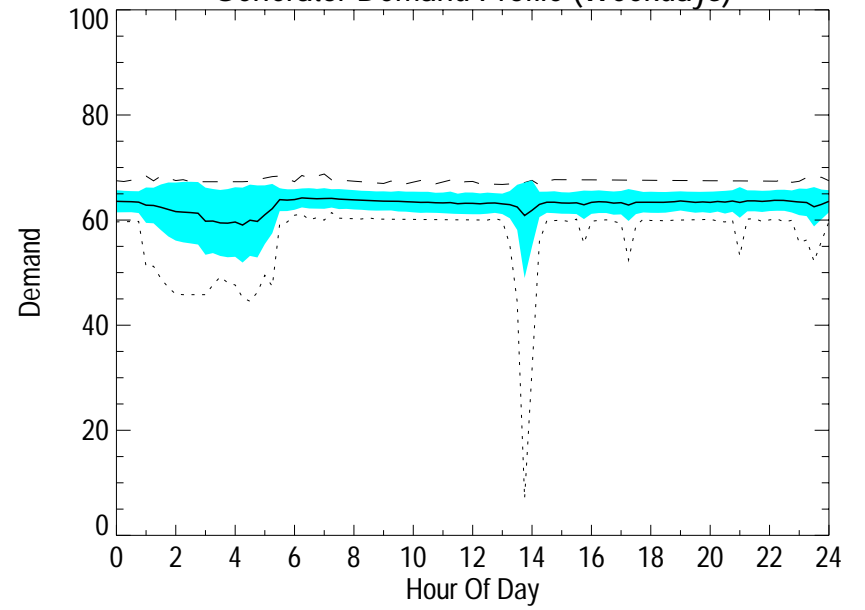
Facility Electricity Profile



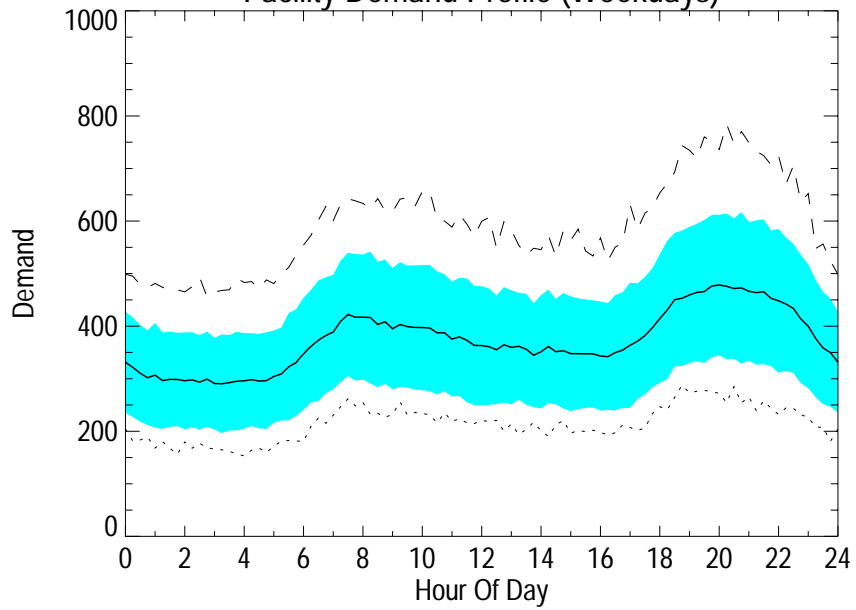
Utility Purchased Demand Profile (Weekdays)



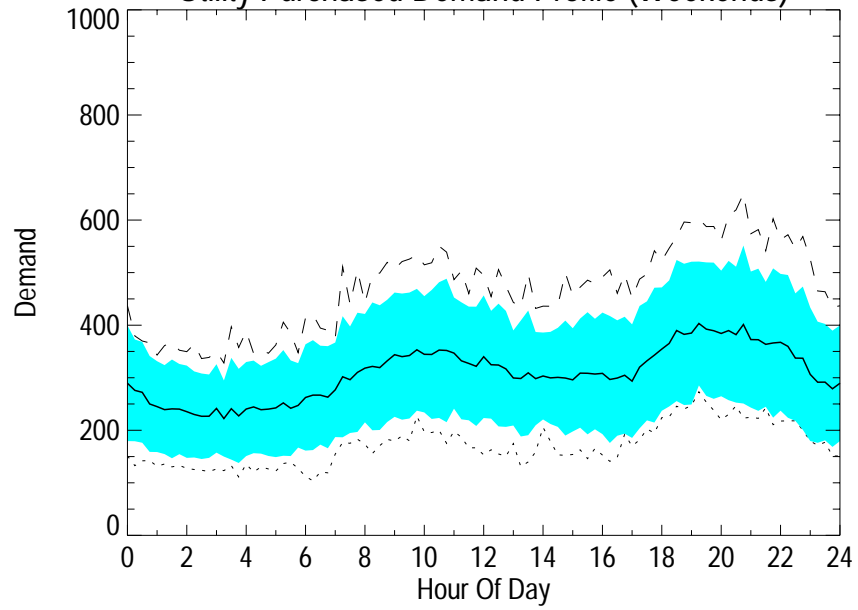
Generator Demand Profile (Weekdays)



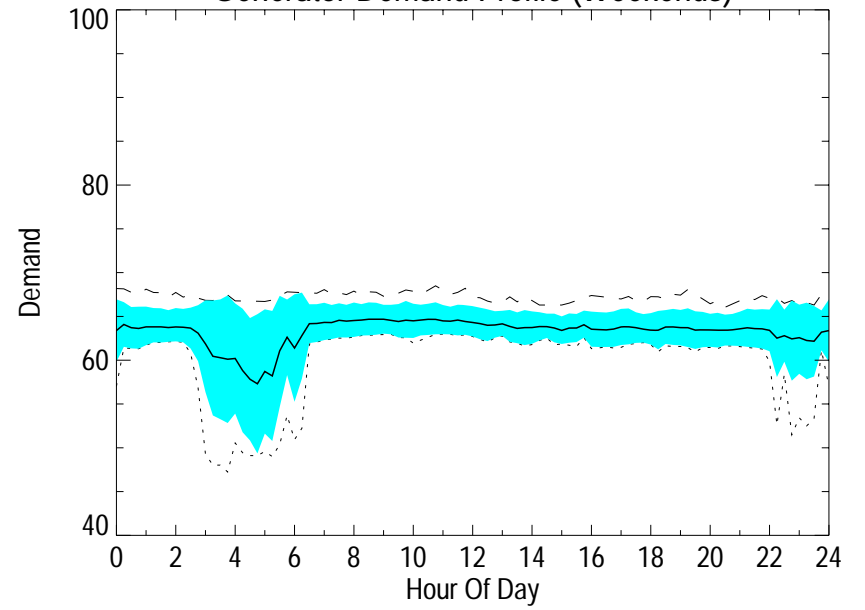
Facility Demand Profile (Weekdays)



Utility Purchased Demand Profile (Weekends)



Generator Demand Profile (Weekends)



Facility Demand Profile (Weekends)

