

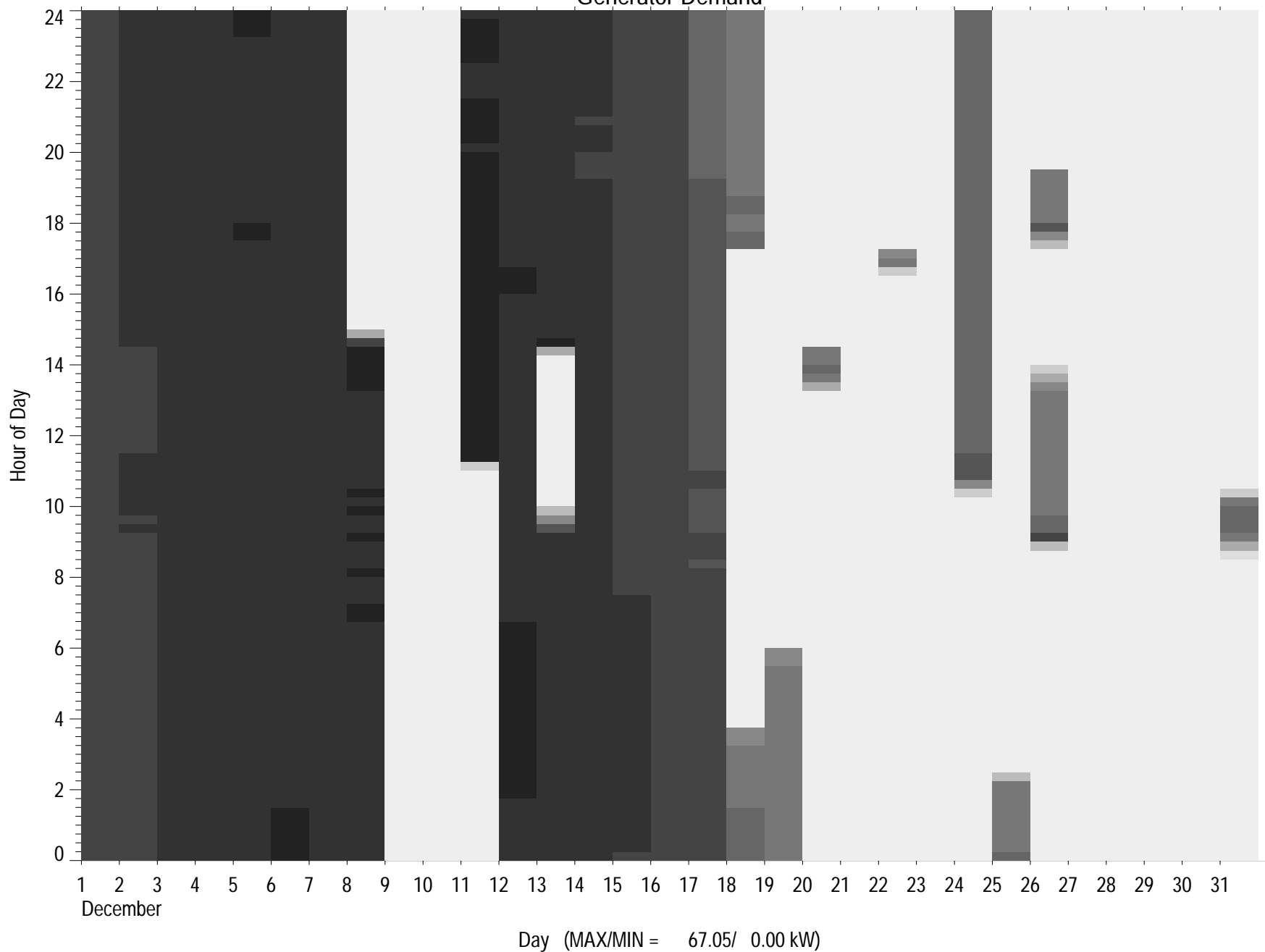
GENERATOR, FACILITY AND METER POWER SUMMARY

Ten West 66th St. Corp.

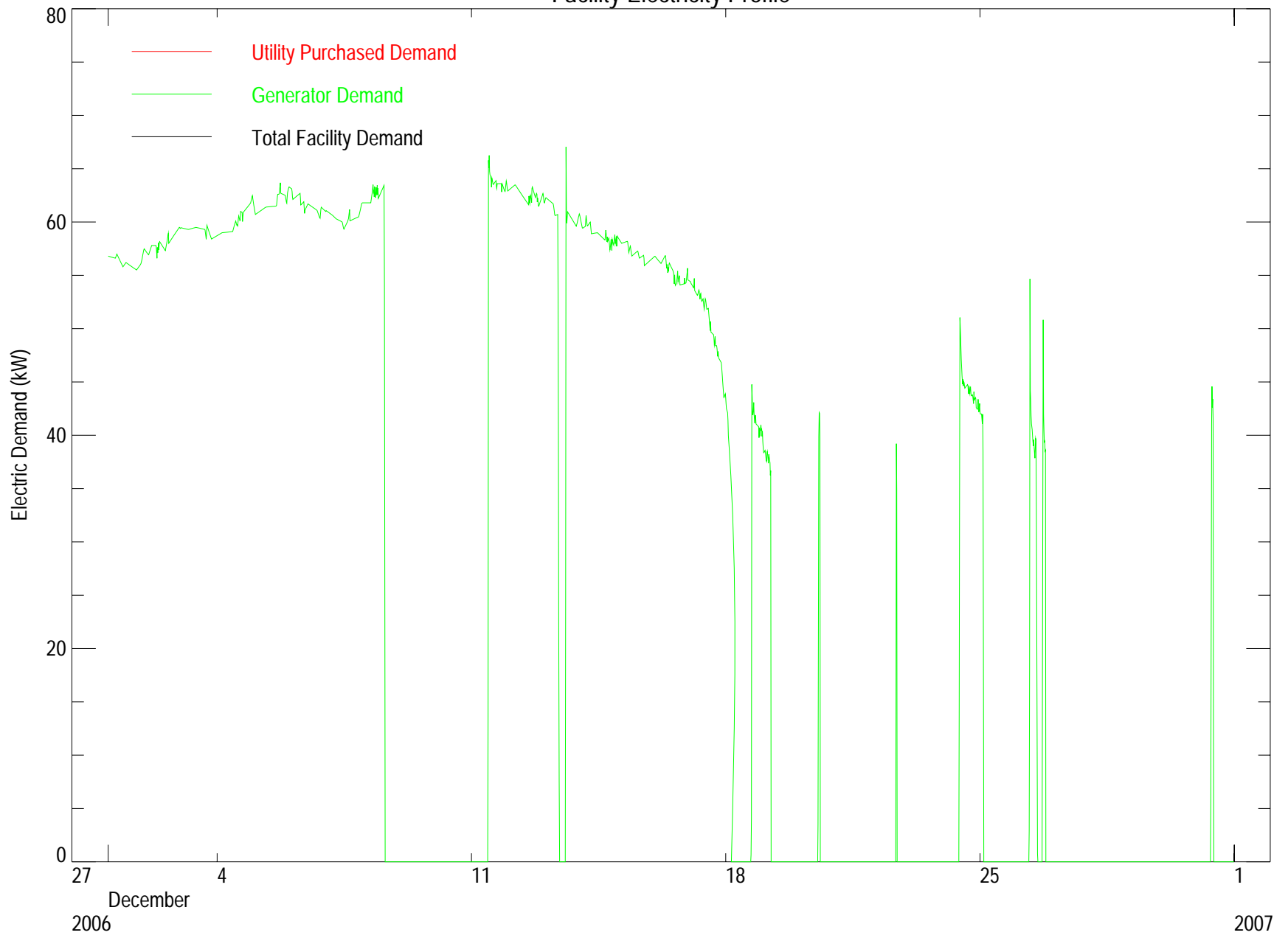
12/01/06 to 12/31/06

Date	Good Data (%)	Utility Purchased Electricity (kWh)	Total Generator Electricity (kWh)	Total Facility Electricity (kWh)	Utility Purchased Demand (Peak kW)	Net Facility Demand (Peak kW)
12/01/06	100.00	-1349.98	1349.98	-	-	-
12/02/06	100.00	-1392.52	1392.52	-	-	-
12/03/06	100.00	-1420.71	1420.71	-	-	-
12/04/06	100.00	-1440.67	1440.67	-	-	-
12/05/06	100.00	-1482.03	1482.03	-	-	-
12/06/06	100.00	-1480.24	1480.24	-	-	-
12/07/06	100.00	-1449.70	1449.70	-	-	-
12/08/06	100.00	-924.89	924.89	-	-	-
12/09/06	100.00	0.00	0.00	-	-	-
12/10/06	100.00	0.00	0.00	-	-	-
12/11/06	100.00	-815.61	815.61	-	-	-
12/12/06	100.00	-1502.07	1502.07	-	-	-
12/13/06	100.00	-1178.34	1178.34	-	-	-
12/14/06	100.00	-1413.92	1413.92	-	-	-
12/15/06	100.00	-1373.05	1373.05	-	-	-
12/16/06	100.00	-1331.54	1331.54	-	-	-
12/17/06	100.00	-1214.79	1214.79	-	-	-
12/18/06	100.00	-430.65	430.65	-	-	-
12/19/06	100.00	-229.18	229.18	-	-	-
12/20/06	100.00	-47.24	47.24	-	-	-
12/21/06	100.00	0.00	0.00	-	-	-
12/22/06	100.00	-21.91	21.91	-	-	-
12/23/06	100.00	0.00	0.00	-	-	-
12/24/06	100.00	-599.85	599.85	-	-	-
12/25/06	100.00	-97.60	97.60	-	-	-
12/26/06	100.00	-281.05	281.05	-	-	-
12/27/06	100.00	0.00	0.00	-	-	-
12/28/06	100.00	0.00	0.00	-	-	-
12/29/06	100.00	0.00	0.00	-	-	-
12/30/06	100.00	0.00	0.00	-	-	-
12/31/06	100.00	-64.22	64.22	-	-	-
Total	100.00	-21541.76	21541.76	-	-	-

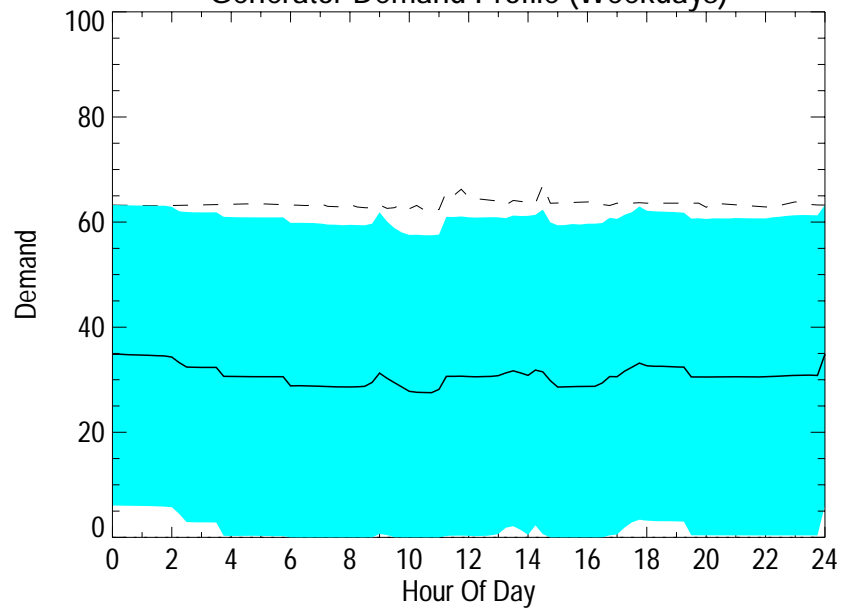
Generator Demand



Facility Electricity Profile



Generator Demand Profile (Weekdays)



Generator Demand Profile (Weekends)

