

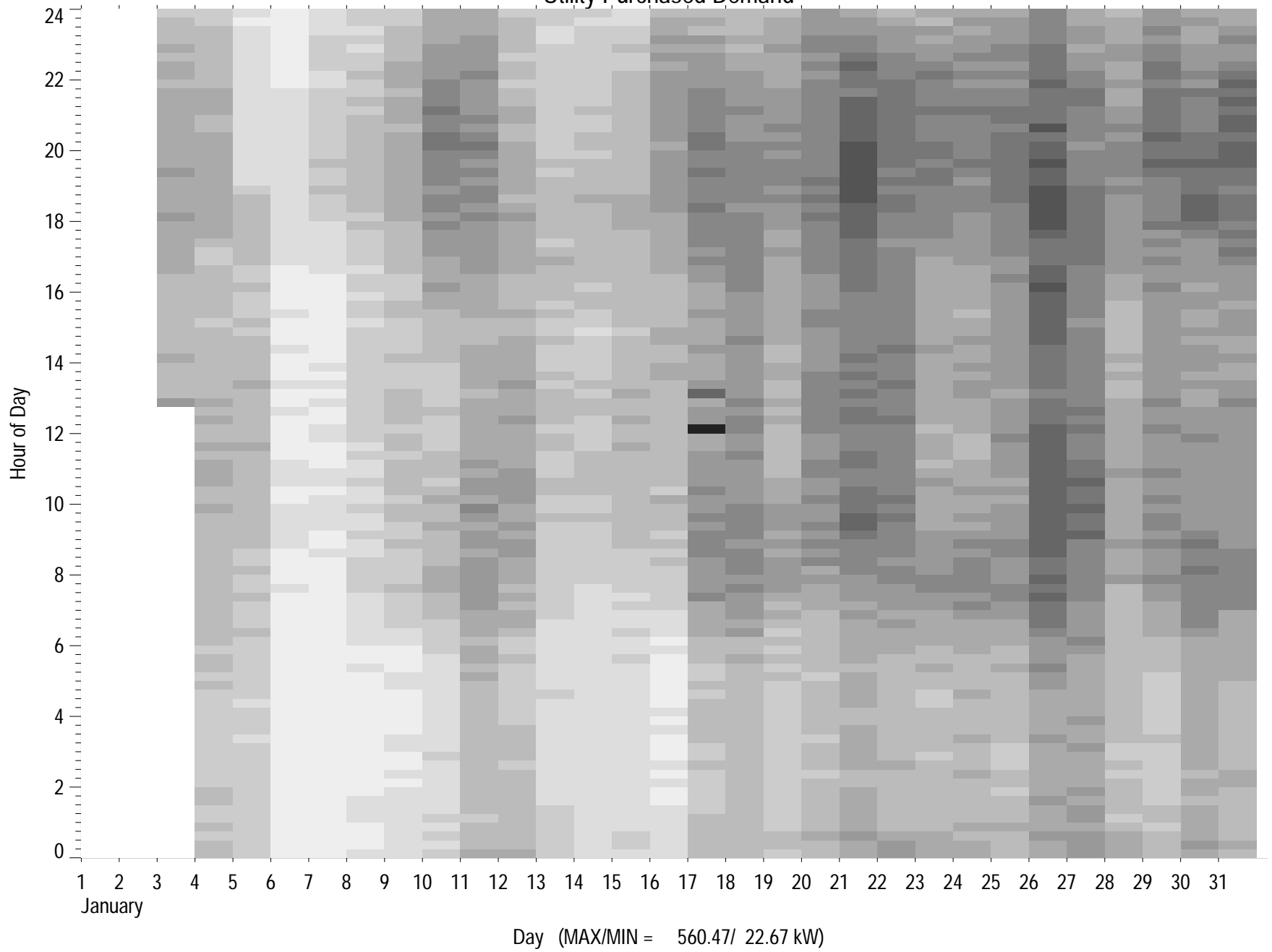
**GENERATOR, FACILITY AND METER POWER SUMMARY**

Ten West 66th St. Corp.

01/01/07 to 01/31/07

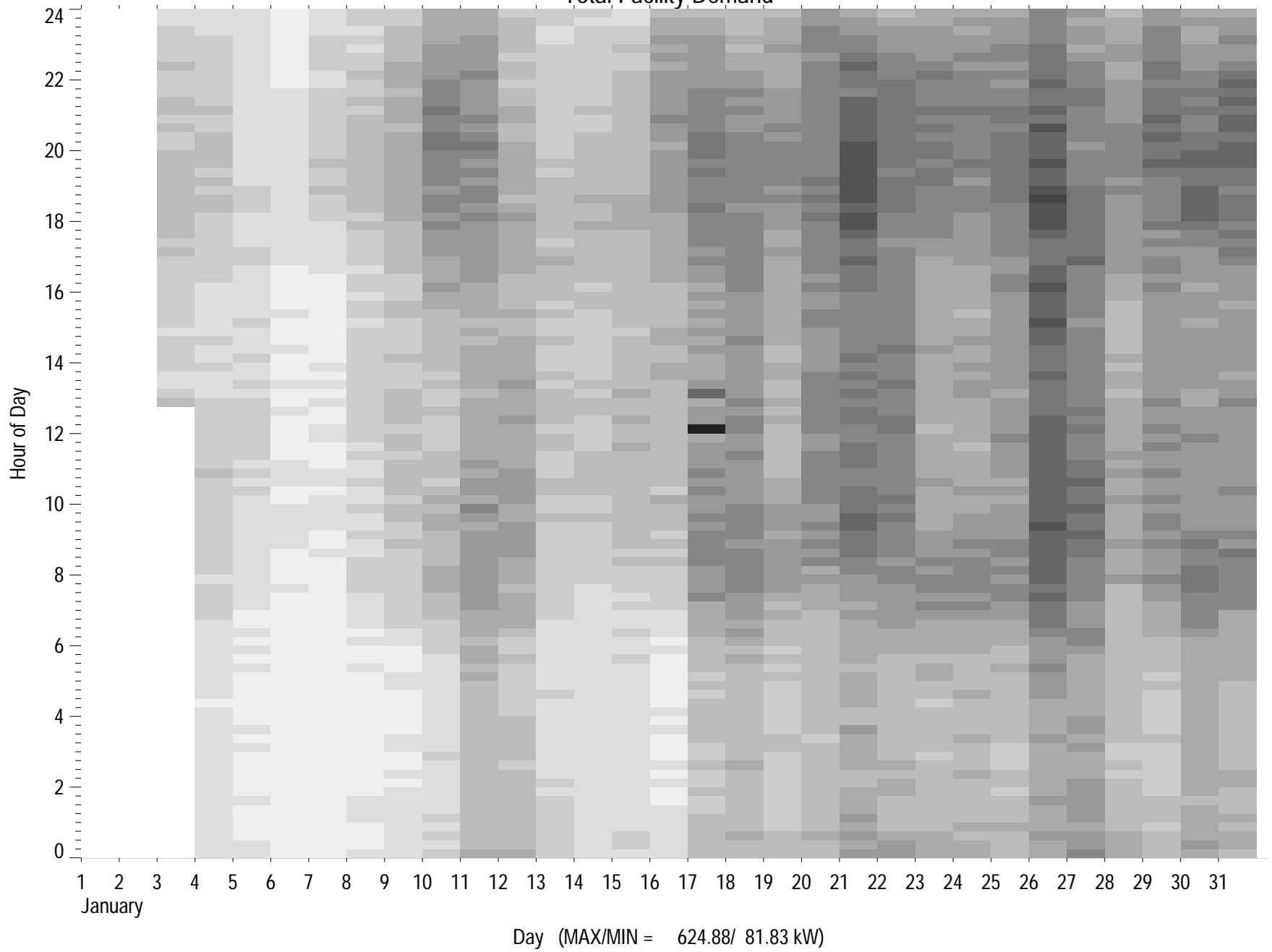
Date	Good Data (%)	Utility Purchased Electricity (kWh)	Total Generator Electricity (kWh)	Total Facility Electricity (kWh)	Utility Purchased Demand (Peak kW)	Net Facility Demand (Peak kW)
01/01/07	100.00	0.00	0.00	-	-	-
01/02/07	100.00	-74.66	74.66	-	-	-
01/03/07	100.00	2160.00	0.00	2160.00	251.38	251.38
01/04/07	100.00	4139.69	30.31	4170.00	232.33	232.33
01/05/07	100.00	3218.94	321.07	3540.00	201.43	201.43
01/06/07	100.00	1398.30	1411.70	2810.00	101.31	158.22
01/07/07	100.00	1712.59	1417.41	3130.00	154.26	213.16
01/08/07	100.00	2533.19	1406.81	3940.00	190.19	249.56
01/09/07	100.00	3326.51	1433.49	4760.00	224.51	284.12
01/10/07	100.00	4404.21	1485.79	5890.00	335.06	398.45
01/11/07	100.00	5323.98	1526.02	6850.00	323.45	386.75
01/12/07	100.00	4580.93	1509.07	6090.00	261.16	322.95
01/13/07	100.00	3118.00	1482.00	4600.00	195.18	256.53
01/14/07	100.00	3015.54	1474.46	4490.00	192.76	254.27
01/15/07	100.00	3396.48	1473.53	4870.00	223.92	285.01
01/16/07	100.00	3801.04	1478.95	5280.00	275.24	338.41
01/17/07	100.00	5629.73	1550.27	7180.00	560.47	624.88
01/18/07	100.00	5724.54	1545.46	7270.00	309.78	374.14
01/19/07	100.00	4869.11	1520.89	6390.00	306.84	371.02
01/20/07	100.00	5895.35	1554.65	7450.00	337.51	403.19
01/21/07	100.00	7073.78	1576.22	8650.00	430.33	496.36
01/22/07	100.00	6427.81	1552.19	7980.00	346.40	411.01
01/23/07	100.00	5492.78	1547.22	7040.00	345.96	411.01
01/24/07	100.00	5540.40	1539.60	7080.00	324.11	387.52
01/25/07	100.00	5894.58	1545.42	7440.00	347.05	412.19
01/26/07	100.00	7909.79	1620.21	9530.00	439.70	507.98
01/27/07	100.00	6831.09	1578.91	8410.00	381.16	447.28
01/28/07	100.00	5031.36	1538.64	6570.00	310.12	373.62
01/29/07	100.00	5890.12	1559.88	7450.00	377.79	443.93
01/30/07	100.00	6181.14	1568.86	7750.00	371.09	435.96
01/31/07	100.00	6178.96	1581.04	7760.00	395.94	462.39
Total	100.00	136625.31	39904.69	176530.00	560.47	624.88

# Utility Purchased Demand

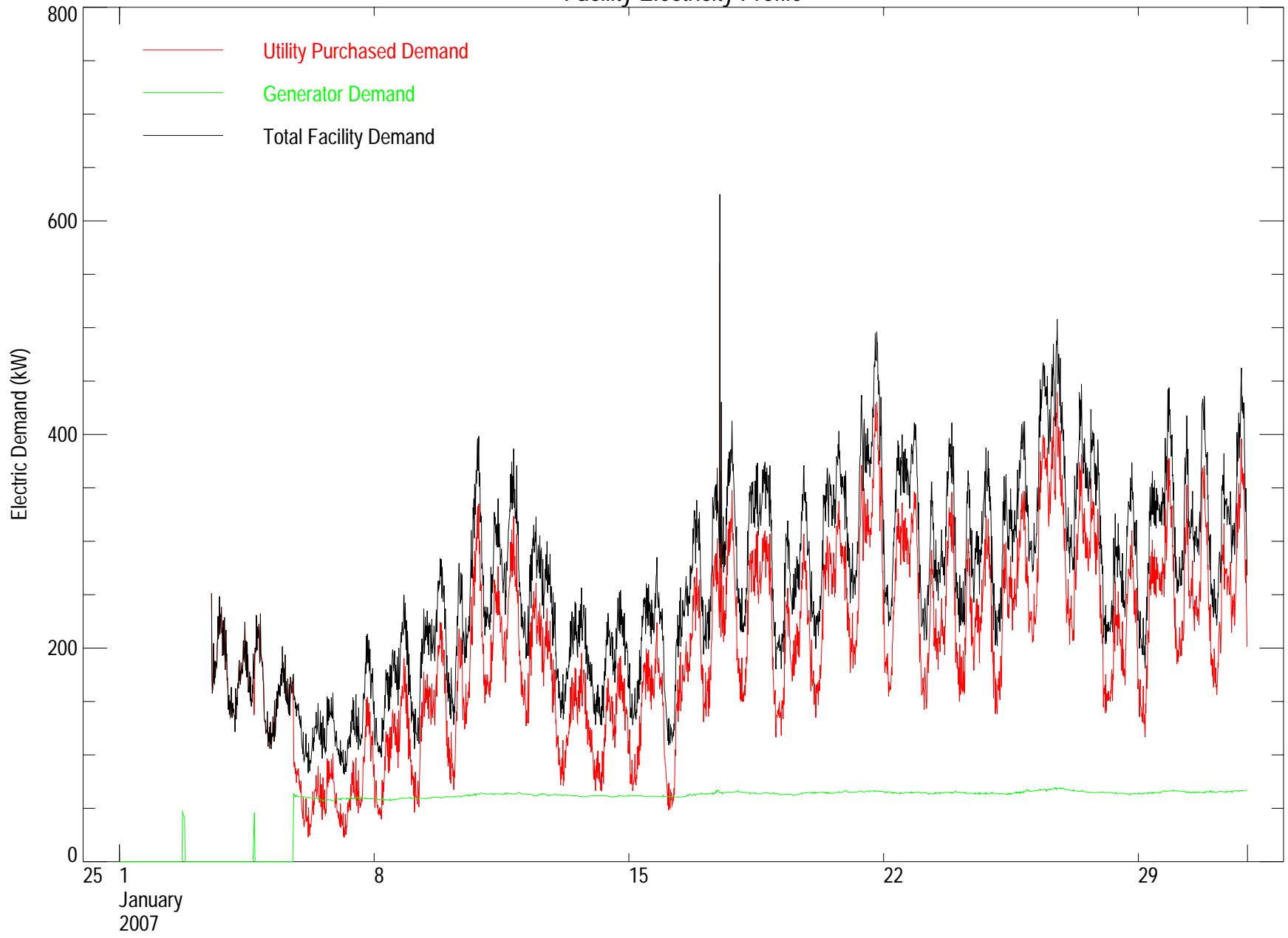




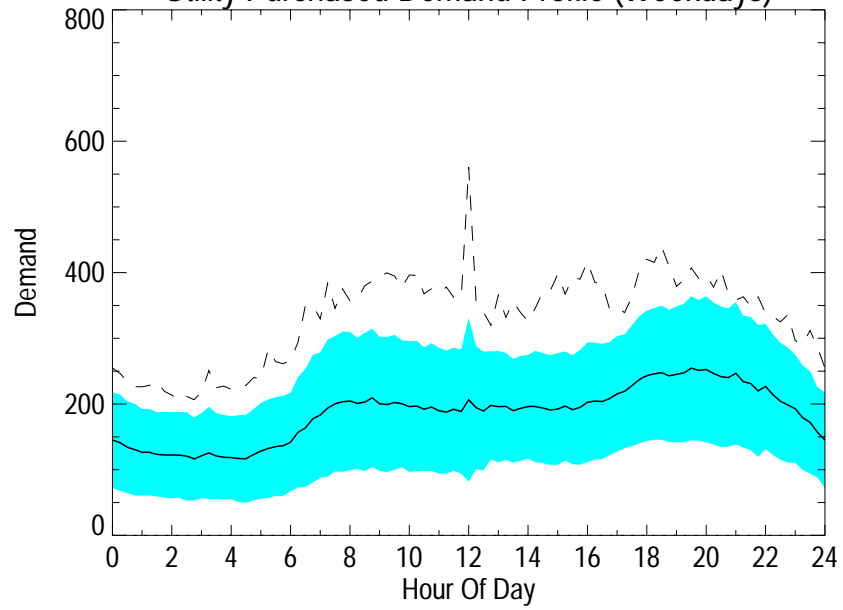
# Total Facility Demand



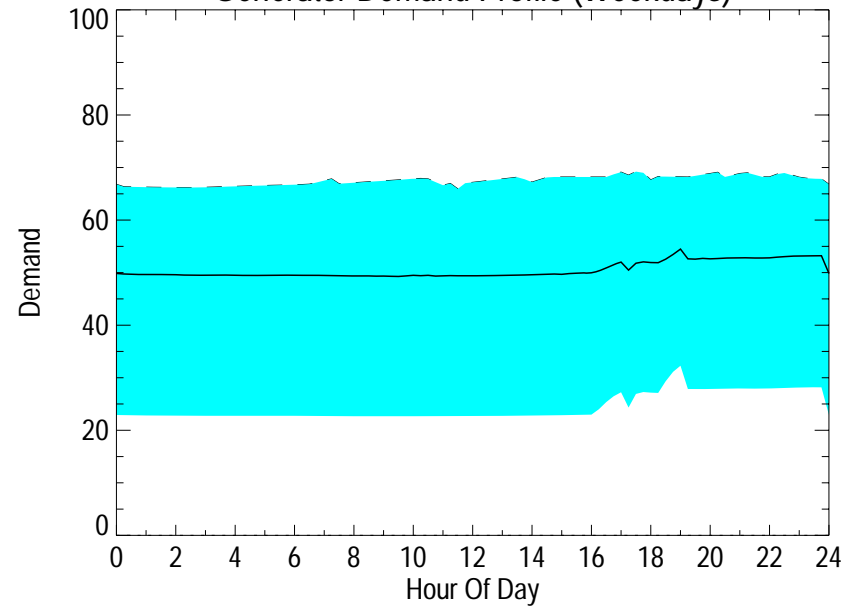
# Facility Electricity Profile



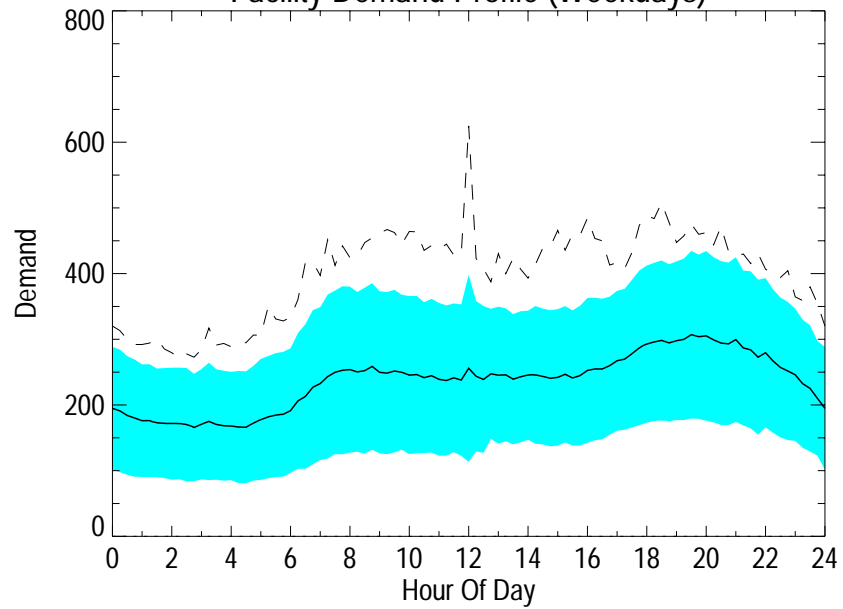
Utility Purchased Demand Profile (Weekdays)



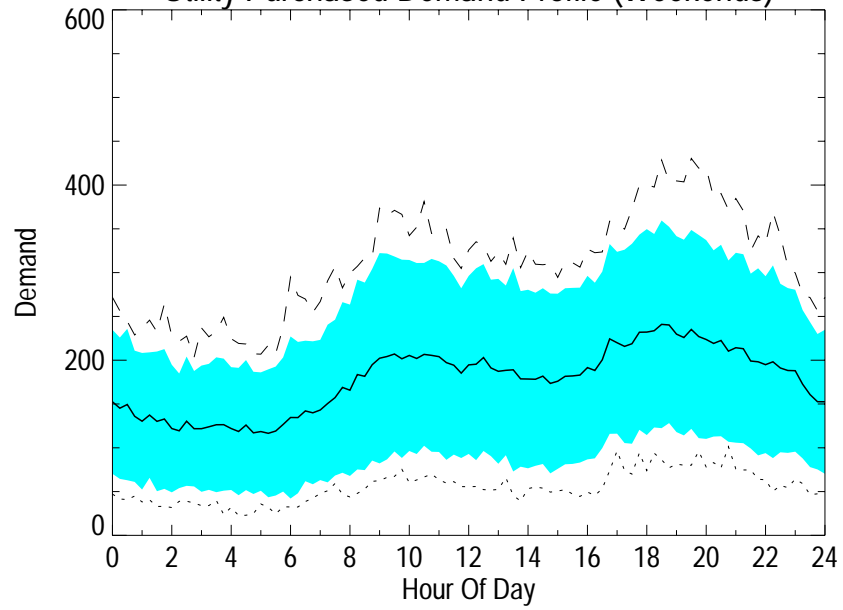
Generator Demand Profile (Weekdays)



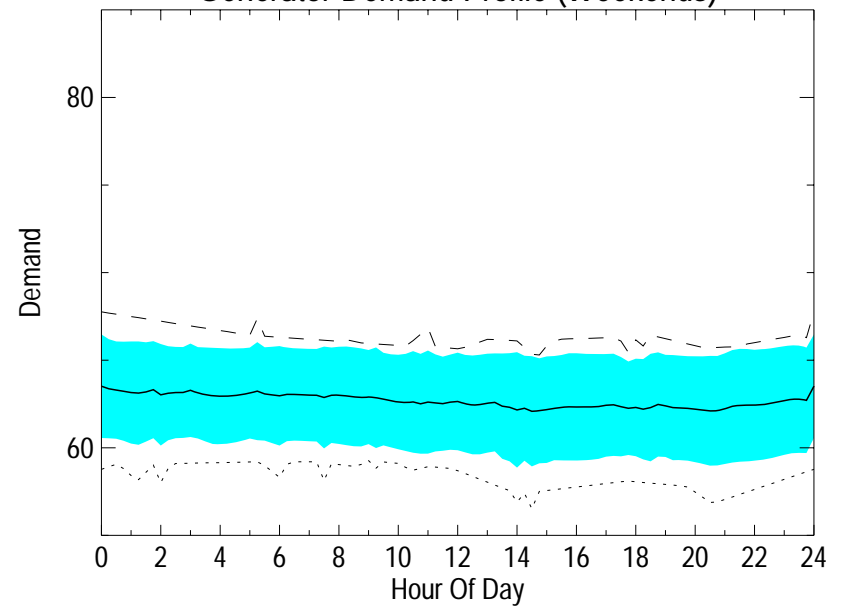
Facility Demand Profile (Weekdays)



Utility Purchased Demand Profile (Weekends)



Generator Demand Profile (Weekends)



Facility Demand Profile (Weekends)

