

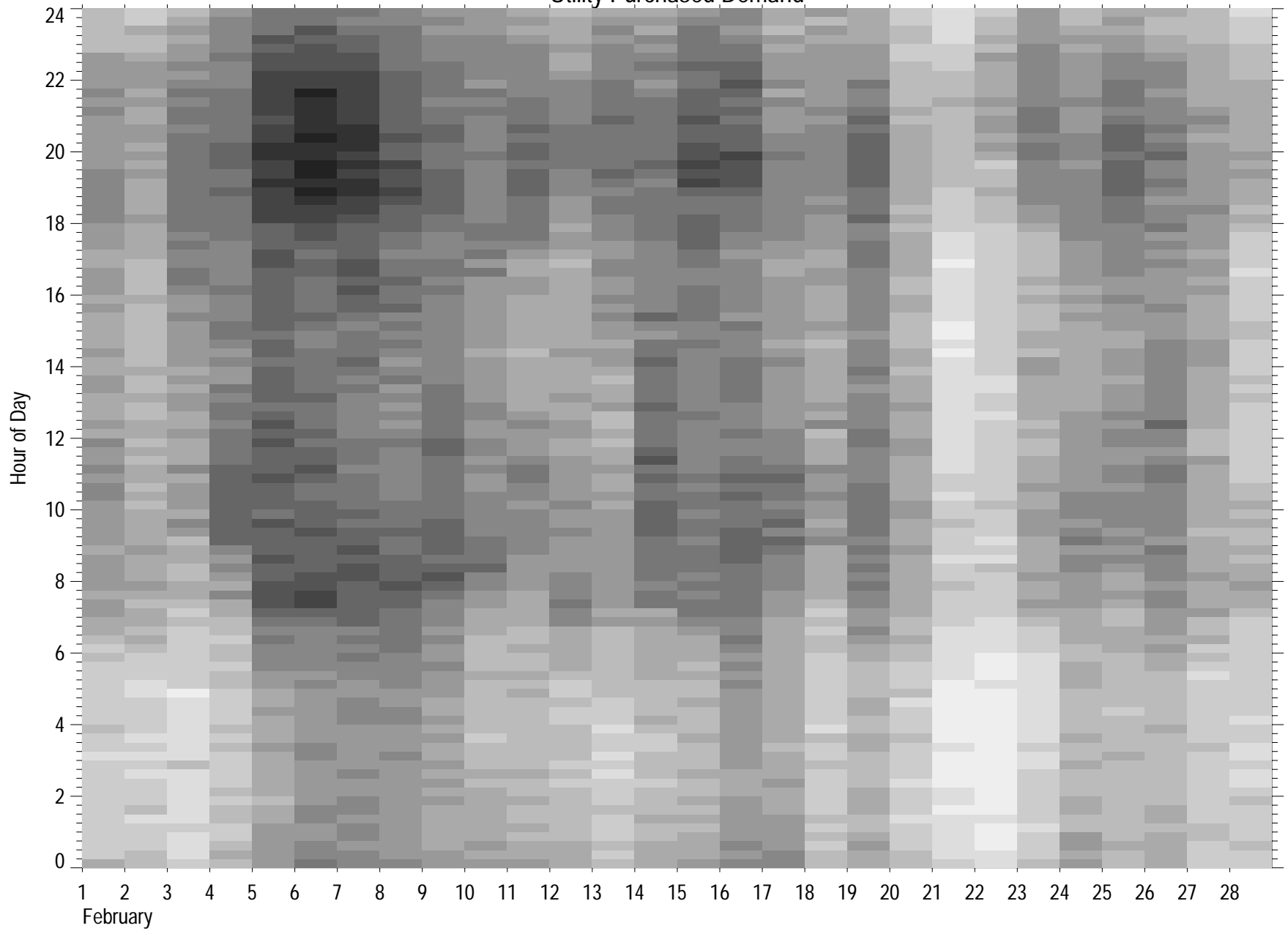
**GENERATOR, FACILITY AND METER POWER SUMMARY**

Ten West 66th St. Corp.

02/01/07 to 02/28/07

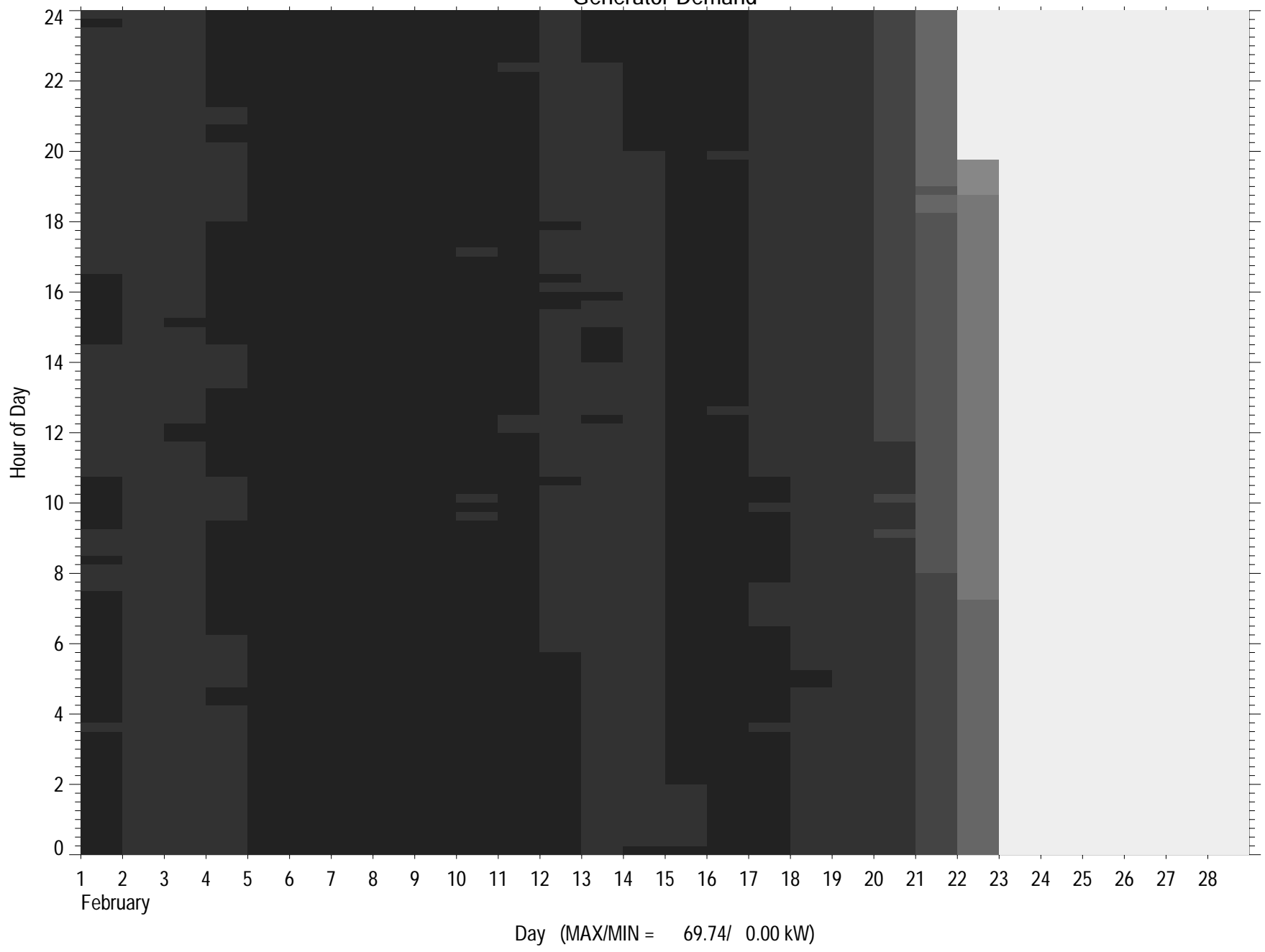
Date	Good Data (%)	Utility Purchased Electricity (kWh)	Total Generator Electricity (kWh)	Total Facility Electricity (kWh)	Utility Purchased Demand (Peak kW)	Net Facility Demand (Peak kW)
02/01/07	100.00	6316.65	1573.35	7890.00	332.01	397.02
02/02/07	100.00	5507.23	1532.77	7040.00	295.01	358.27
02/03/07	100.00	6188.08	1551.93	7740.00	377.14	442.70
02/04/07	100.00	7386.01	1573.99	8960.00	411.63	476.65
02/05/07	100.00	9116.69	1623.31	10740.00	500.78	569.38
02/06/07	100.00	9336.68	1643.32	10980.00	546.78	615.21
02/07/07	100.00	9071.87	1638.13	10710.00	510.40	578.76
02/08/07	100.00	8472.71	1627.29	10100.00	460.59	528.23
02/09/07	100.00	8077.29	1612.71	9690.00	419.23	485.91
02/10/07	100.00	7097.40	1592.61	8690.00	384.70	451.60
02/11/07	100.00	6988.45	1591.55	8580.00	402.62	468.72
02/12/07	100.00	6524.47	1565.53	8090.00	367.28	432.07
02/13/07	100.00	6560.54	1559.45	8120.00	401.71	466.12
02/14/07	100.00	7628.92	1551.08	9180.00	420.35	483.48
02/15/07	100.00	7846.45	1603.55	9450.00	459.17	528.20
02/16/07	100.00	8245.17	1594.83	9840.00	465.63	530.63
02/17/07	100.00	7079.10	1570.90	8650.00	400.85	466.15
02/18/07	100.00	6158.30	1531.70	7690.00	337.75	400.69
02/19/07	100.00	7498.83	1531.18	9030.00	401.04	464.52
02/20/07	100.00	5547.10	1442.90	6990.00	286.31	346.56
02/21/07	100.00	4028.89	1261.11	5290.00	244.30	292.46
02/22/07	100.00	4463.23	836.77	5300.00	297.06	297.06
02/23/07	100.00	5910.00	0.00	5910.00	359.59	359.59
02/24/07	100.00	6750.00	0.00	6750.00	353.97	353.97
02/25/07	100.00	7020.00	0.00	7020.00	414.04	414.04
02/26/07	100.00	7090.00	0.00	7090.00	398.25	398.25
02/27/07	100.00	5870.00	0.00	5870.00	325.56	325.56
02/28/07	100.00	5040.00	0.00	5040.00	285.73	285.73
Total	100.00	192820.08	33609.91	226430.00	546.78	615.21

# Utility Purchased Demand

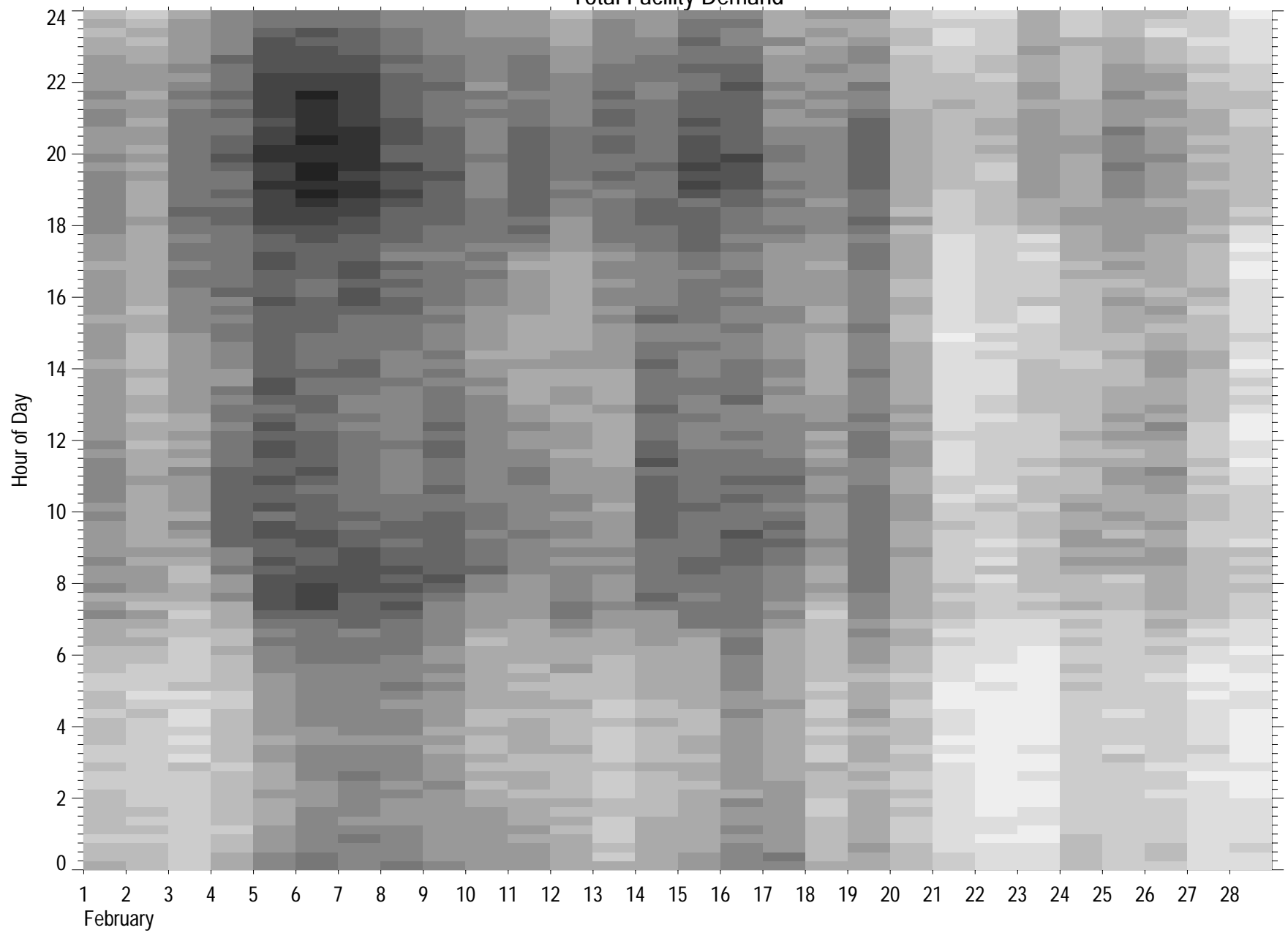


Day (MAX/MIN = 546.78/ 100.01 kW)

# Generator Demand

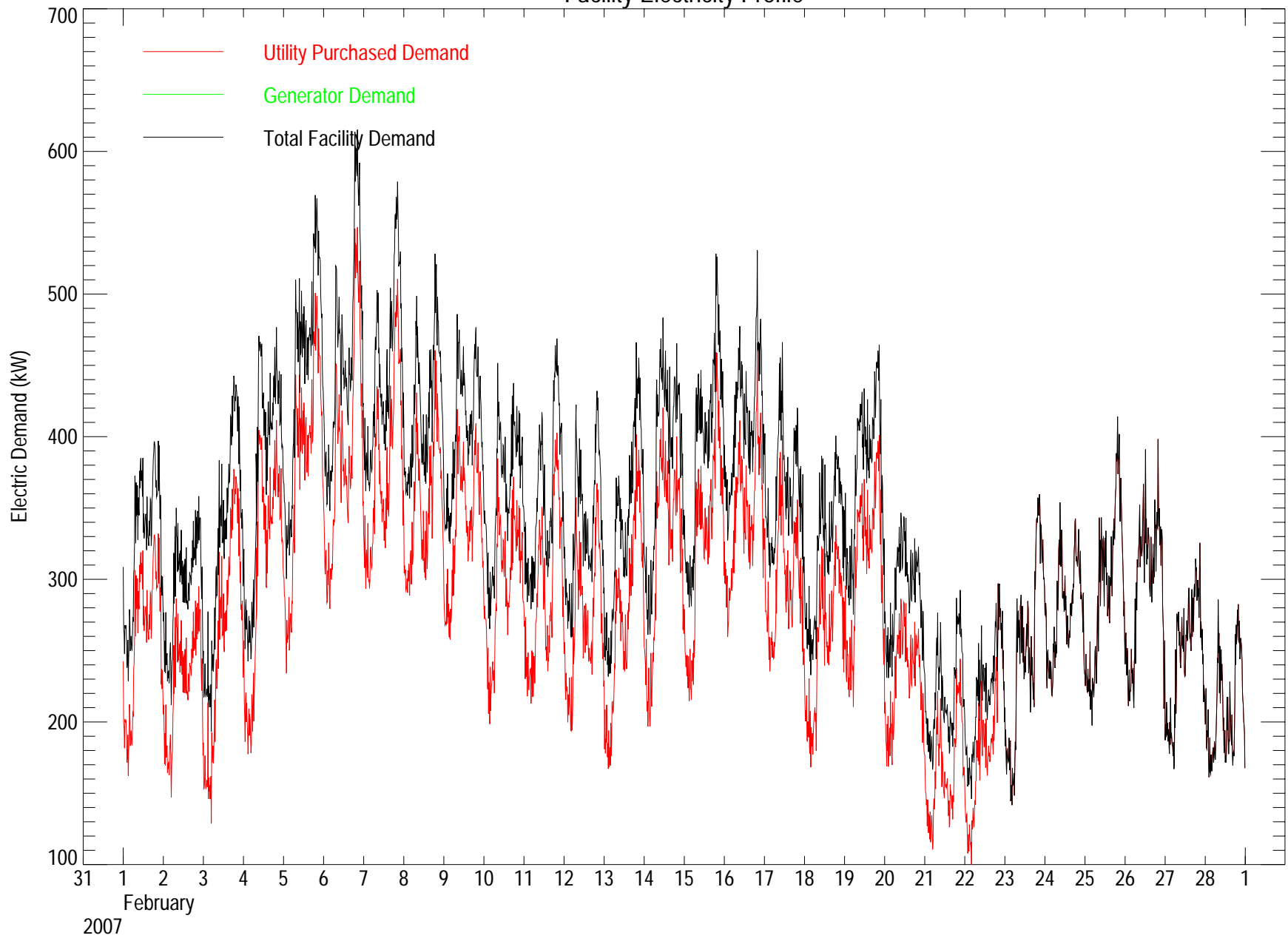


# Total Facility Demand

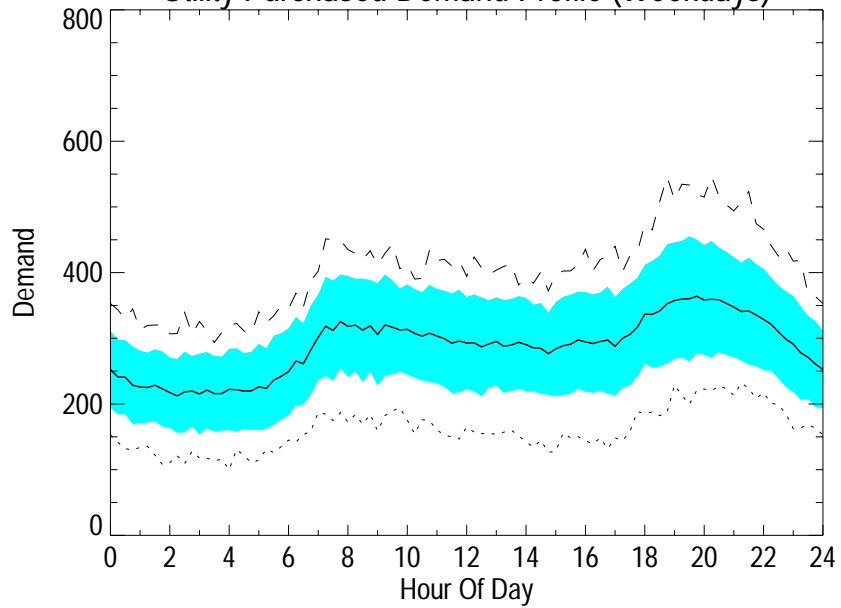


Day (MAX/MIN = 615.21/ 141.74 kW)

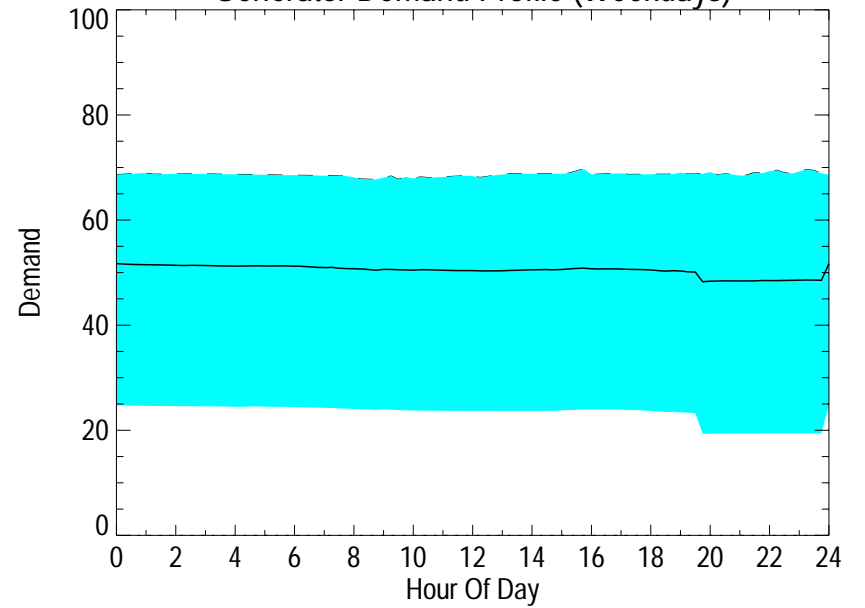
# Facility Electricity Profile



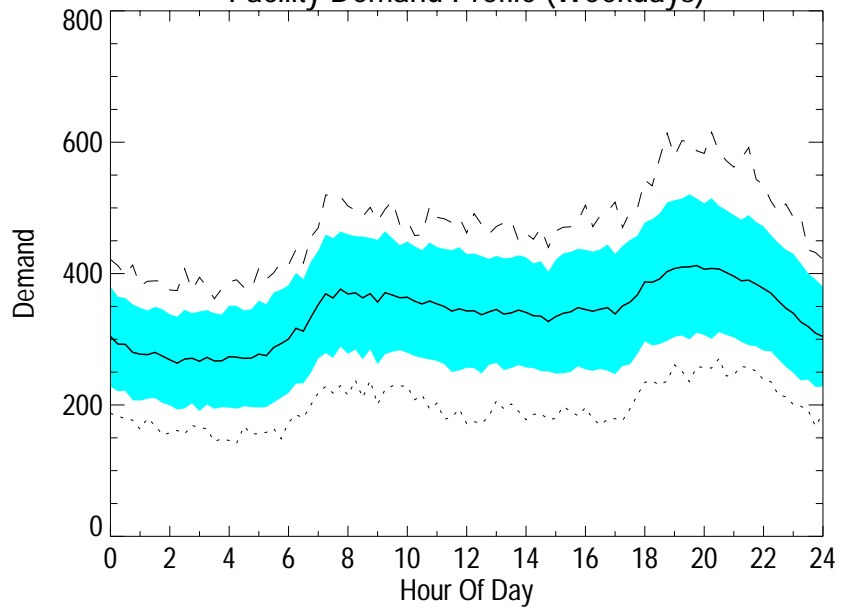
Utility Purchased Demand Profile (Weekdays)



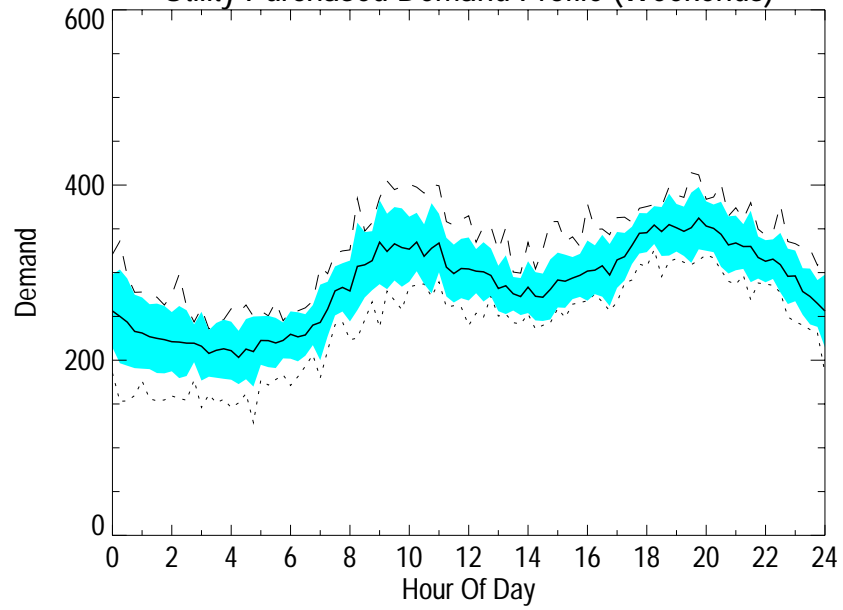
Generator Demand Profile (Weekdays)



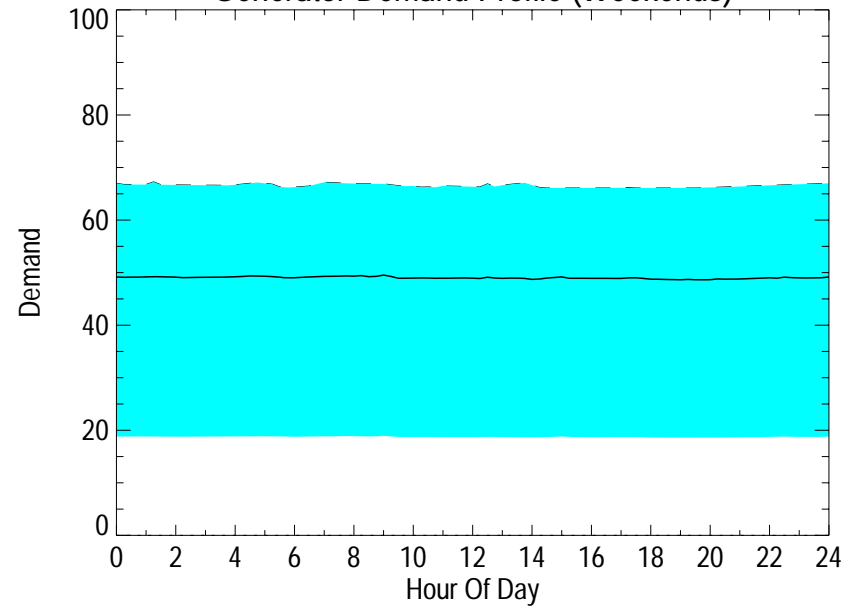
Facility Demand Profile (Weekdays)



Utility Purchased Demand Profile (Weekends)



Generator Demand Profile (Weekends)



Facility Demand Profile (Weekends)

