

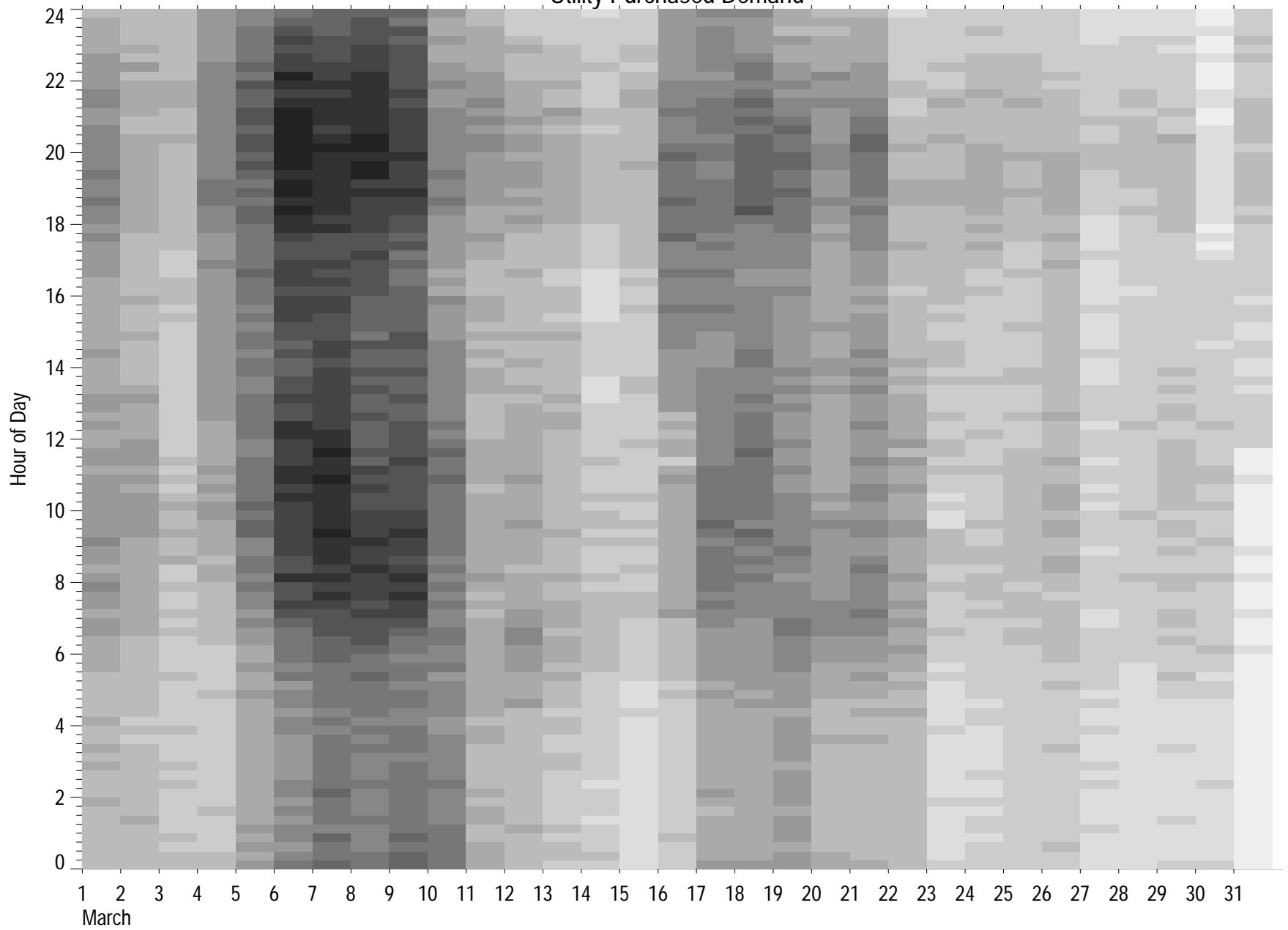
GENERATOR, FACILITY AND METER POWER SUMMARY

Ten West 66th St. Corp.

03/01/07 to 03/31/07

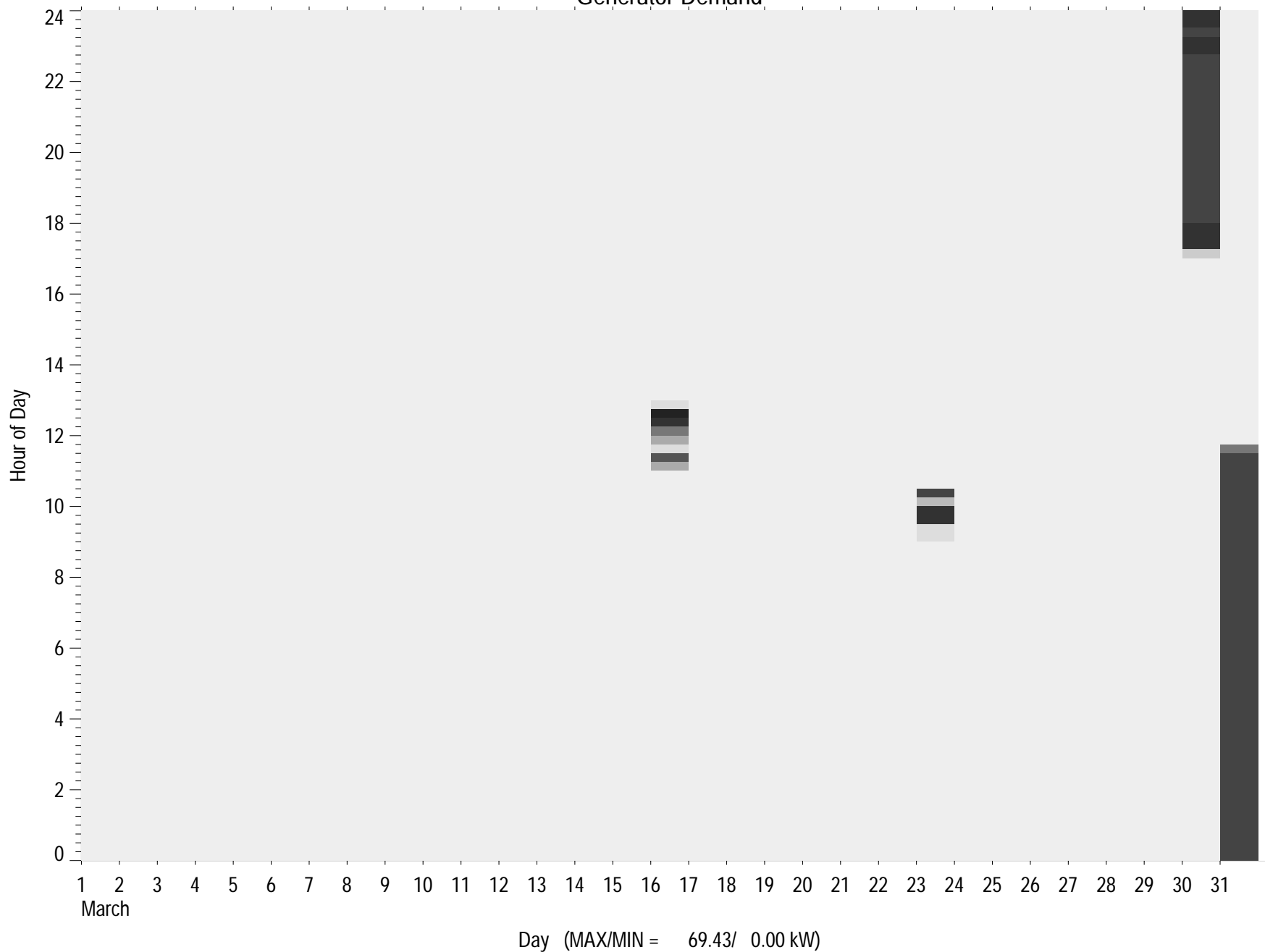
Date	Good Data (%)	Utility Purchased Electricity (kWh)	Total Generator Electricity (kWh)	Total Facility Electricity (kWh)	Utility Purchased Demand (Peak kW)	Net Facility Demand (Peak kW)
03/01/07	100.00	4950.00	0.00	4950.00	297.81	297.81
03/02/07	100.00	4180.00	0.00	4180.00	236.67	236.67
03/03/07	100.00	3340.00	0.00	3340.00	184.14	184.14
03/04/07	100.00	4770.00	0.00	4770.00	284.19	284.19
03/05/07	100.00	6480.00	0.00	6480.00	383.29	383.29
03/06/07	100.00	8700.00	0.00	8700.00	484.97	484.97
03/07/07	100.00	9140.00	0.00	9140.00	466.28	466.28
03/08/07	100.00	8660.00	0.00	8660.00	465.91	465.91
03/09/07	100.00	8430.00	0.00	8430.00	449.77	449.77
03/10/07	100.00	6230.00	0.00	6230.00	343.39	343.39
03/11/07	100.00	4440.00	0.00	4440.00	268.87	268.87
03/12/07	100.00	4290.00	0.00	4290.00	246.47	246.47
03/13/07	100.00	3750.00	0.00	3750.00	207.57	207.57
03/14/07	100.00	2900.00	0.00	2900.00	166.85	166.85
03/15/07	100.00	2970.00	0.00	2970.00	178.06	178.06
03/16/07	100.00	4957.98	72.02	5030.00	345.78	345.78
03/17/07	100.00	6000.00	0.00	6000.00	318.47	318.47
03/18/07	100.00	6210.00	0.00	6210.00	351.33	351.33
03/19/07	100.00	5890.00	0.00	5890.00	329.89	329.89
03/20/07	100.00	4840.00	0.00	4840.00	270.70	270.70
03/21/07	100.00	5420.00	0.00	5420.00	316.08	316.08
03/22/07	100.00	3980.00	0.00	3980.00	232.94	232.94
03/23/07	100.00	3054.14	55.86	3110.00	195.72	195.72
03/24/07	100.00	3110.00	0.00	3110.00	199.50	199.50
03/25/07	100.00	3260.00	0.00	3260.00	194.14	194.14
03/26/07	100.00	3560.00	0.00	3560.00	195.56	195.56
03/27/07	100.00	2530.00	0.00	2530.00	146.34	146.34
03/28/07	100.00	2660.00	0.00	2660.00	167.20	167.20
03/29/07	100.00	2990.00	0.00	2990.00	171.75	171.75
03/30/07	100.00	2344.70	405.30	2750.00	146.86	152.17
03/31/07	100.00	2006.02	693.98	2700.00	161.44	161.44
Total	100.00	146042.83	1227.17	147270.00	484.97	484.97

Utility Purchased Demand

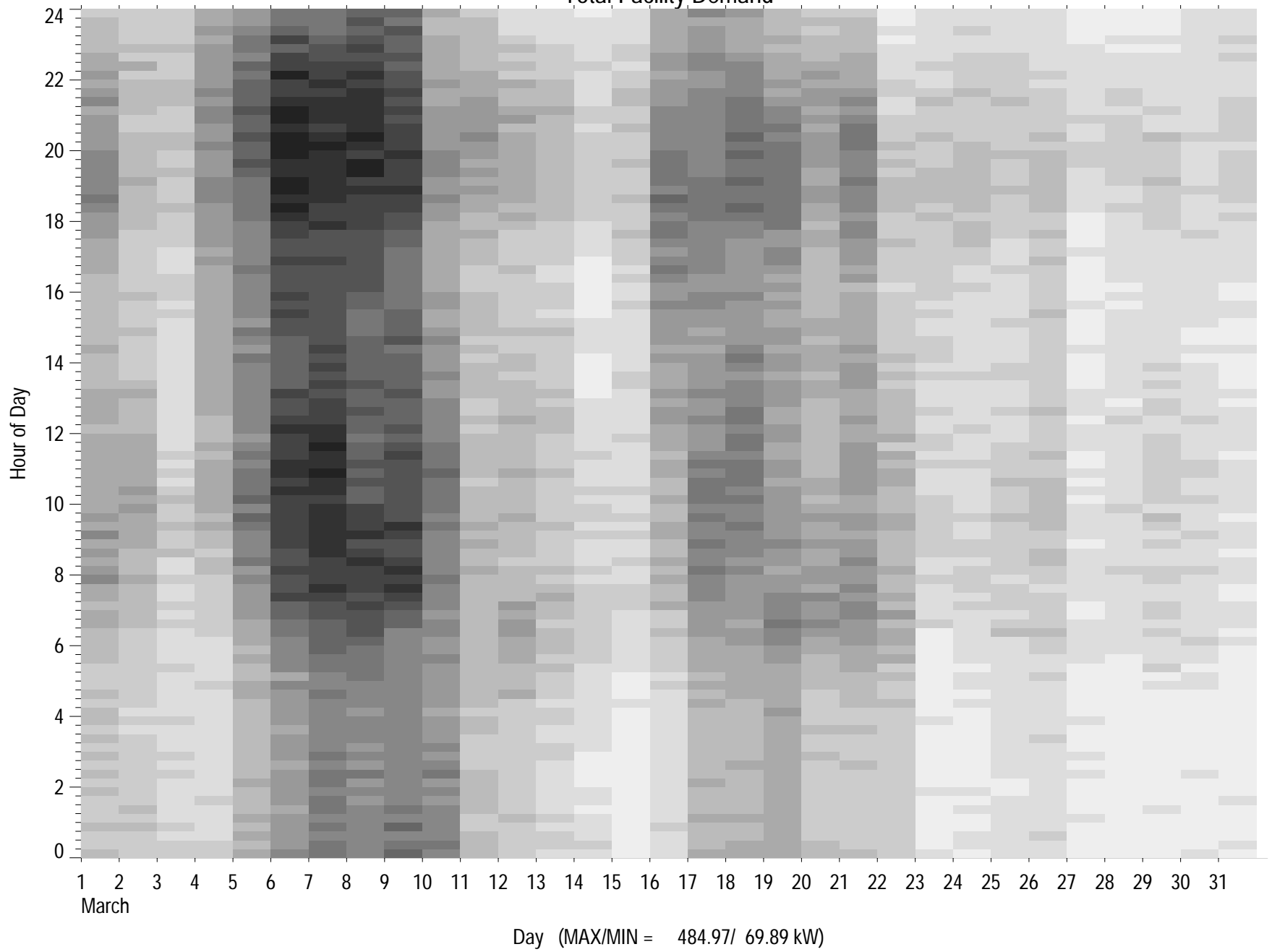


Day (MAX/MIN = 484.97/ 27.35 kW)

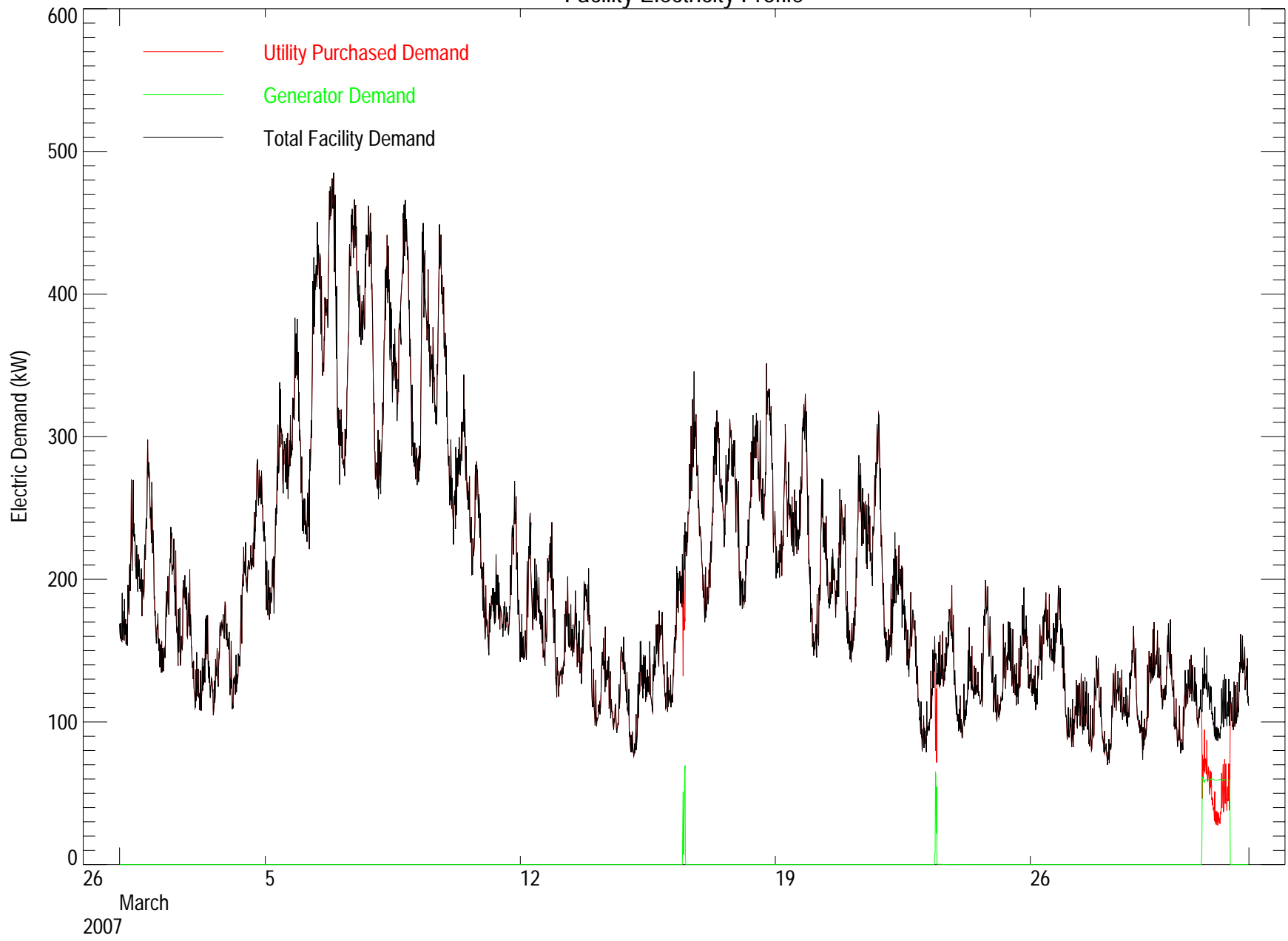
Generator Demand



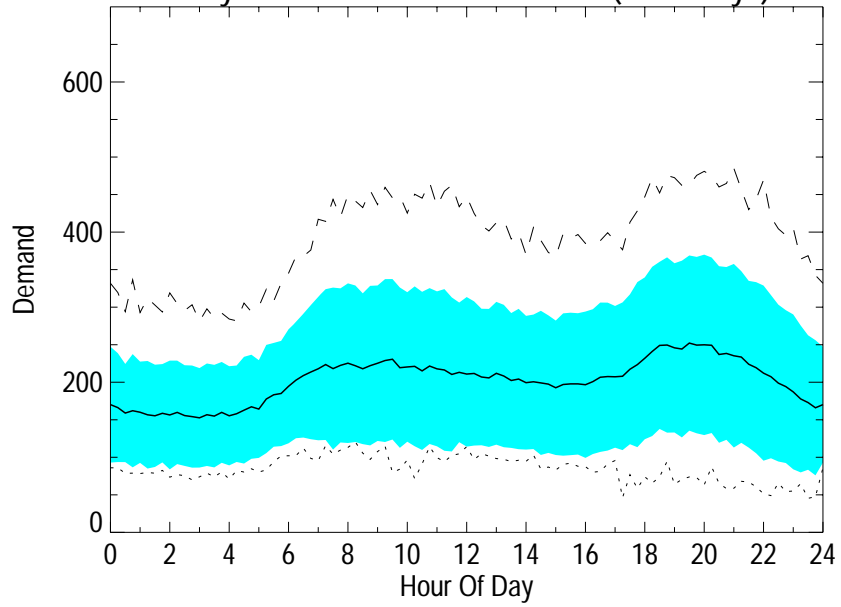
Total Facility Demand



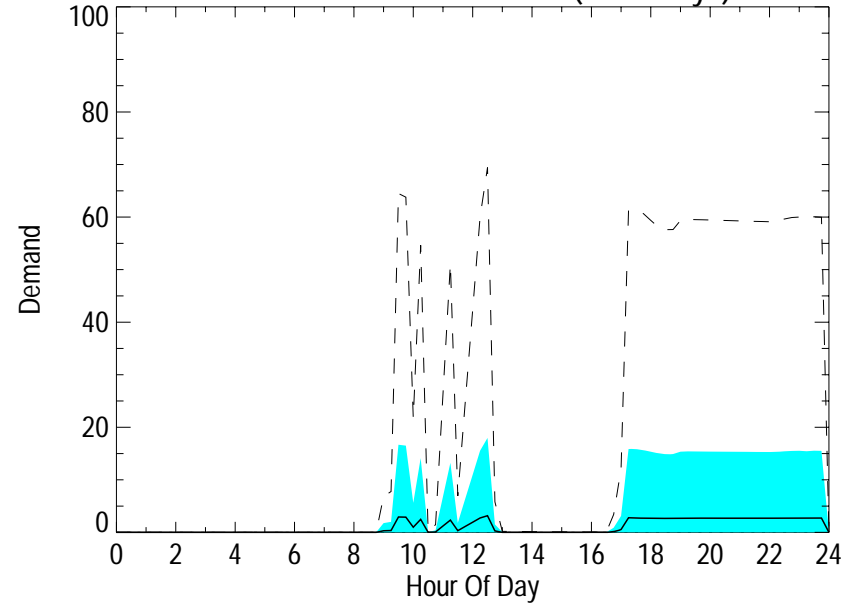
Facility Electricity Profile



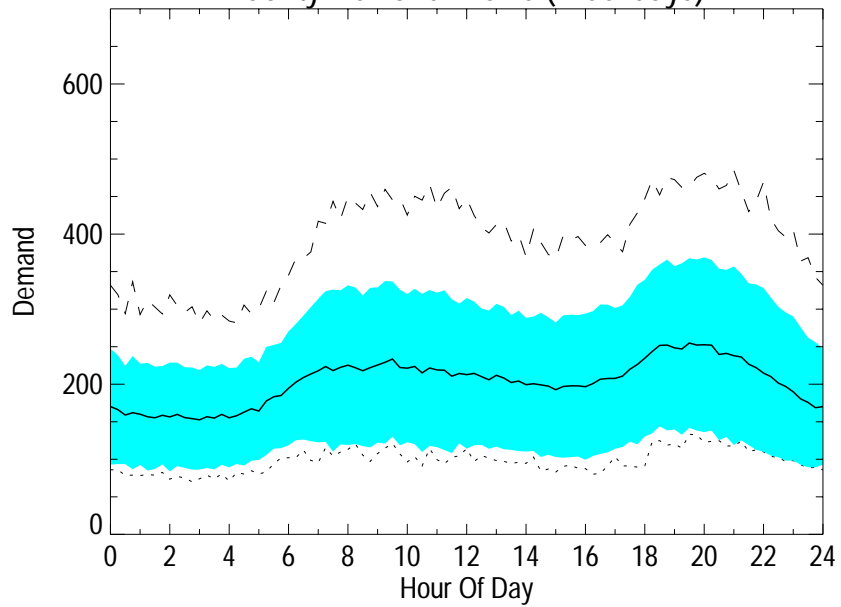
Utility Purchased Demand Profile (Weekdays)



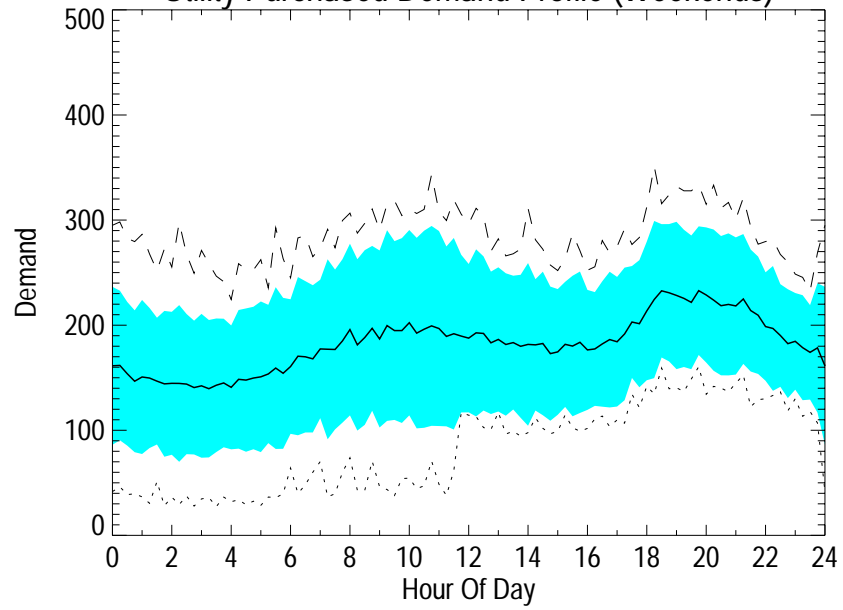
Generator Demand Profile (Weekdays)



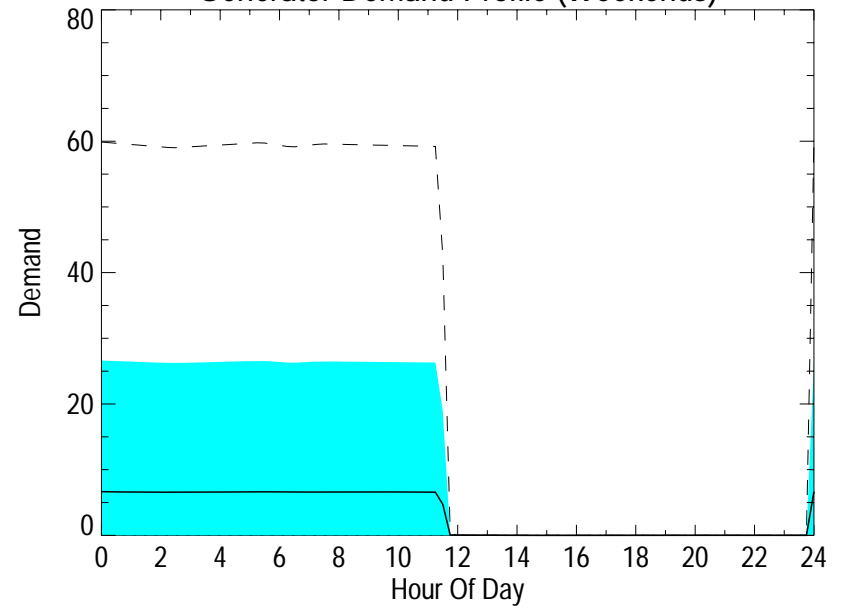
Facility Demand Profile (Weekdays)



Utility Purchased Demand Profile (Weekends)



Generator Demand Profile (Weekends)



Facility Demand Profile (Weekends)

