


GENERATOR, FACILITY AND METER POWER SUMMARY

Ten West 66th St. Corp.

01/01/08 to 01/31/08


Date	Good Data (%)	Utility Purchased Electricity (kWh)	Total Generator Electricity (kWh)	Total Facility Electricity (kWh)	Utility Purchased Demand (Peak kW)	Net Facility Demand (Peak kW)
01/01/08	100.00	3639.88	1294.13	4934.00	231.57	285.07
01/02/08	100.00	4962.39	1311.61	6274.00	365.41	421.50
01/03/08	100.00	6822.94	1388.06	8211.00	421.34	479.21
01/04/08	100.00	6778.21	1388.79	8167.00	354.67	414.08
01/05/08	100.00	5163.42	1352.59	6516.00	290.22	345.78
01/06/08	100.00	4357.84	1326.16	5684.00	236.84	291.34
01/07/08	100.00	2901.25	1289.75	4191.00	190.78	245.82
01/08/08	100.00	1894.37	1255.63	3150.00	116.91	170.61
01/09/08	100.00	1905.21	1232.79	3138.00	139.26	190.99
01/10/08	100.00	2405.12	1246.88	3652.00	156.30	208.84
01/11/08	100.00	2659.72	1089.29	3749.00	190.61	194.96
01/12/08	100.00	2319.67	1197.34	3517.00	163.02	214.03
01/13/08	100.00	2767.35	1208.65	3976.00	206.69	256.82
01/14/08	100.00	3610.17	1215.84	4826.00	231.08	282.09
01/15/08	100.00	4212.42	1230.58	5443.00	281.62	333.46
01/16/08	100.00	4284.33	1257.68	5542.00	271.23	324.06
01/17/08	100.00	4780.70	1255.30	6036.00	293.98	346.01
01/18/08	100.00	3922.20	1237.81	5160.00	239.50	290.55
01/19/08	100.00	4681.81	1257.19	5939.00	303.38	356.03
01/20/08	100.00	5813.54	1307.45	7121.00	395.08	450.67
01/21/08	100.00	7377.82	1379.18	8757.00	429.65	487.40
01/22/08	100.00	6937.13	1442.87	8380.00	402.59	464.17
01/23/08	100.00	5442.93	1517.07	6960.00	306.37	369.76
01/24/08	100.00	5767.67	1572.33	7340.00	345.58	411.71
01/25/08	100.00	5416.49	1623.51	7040.00	319.26	389.66
01/26/08	100.00	5066.88	1603.13	6670.00	309.12	376.25
01/27/08	100.00	4668.51	1551.49	6220.00	279.29	342.85
01/28/08	100.00	4749.96	1530.05	6280.00	308.94	370.45
01/29/08	100.00	4660.96	1489.04	6150.00	275.00	335.40
01/30/08	100.00	3957.94	1452.06	5410.00	269.84	333.59
01/31/08	100.00	4982.97	1097.03	6080.00	347.91	347.91
Total	100.00	138911.77	41601.24	180513.00	429.65	487.40

Utility Purchased Demand



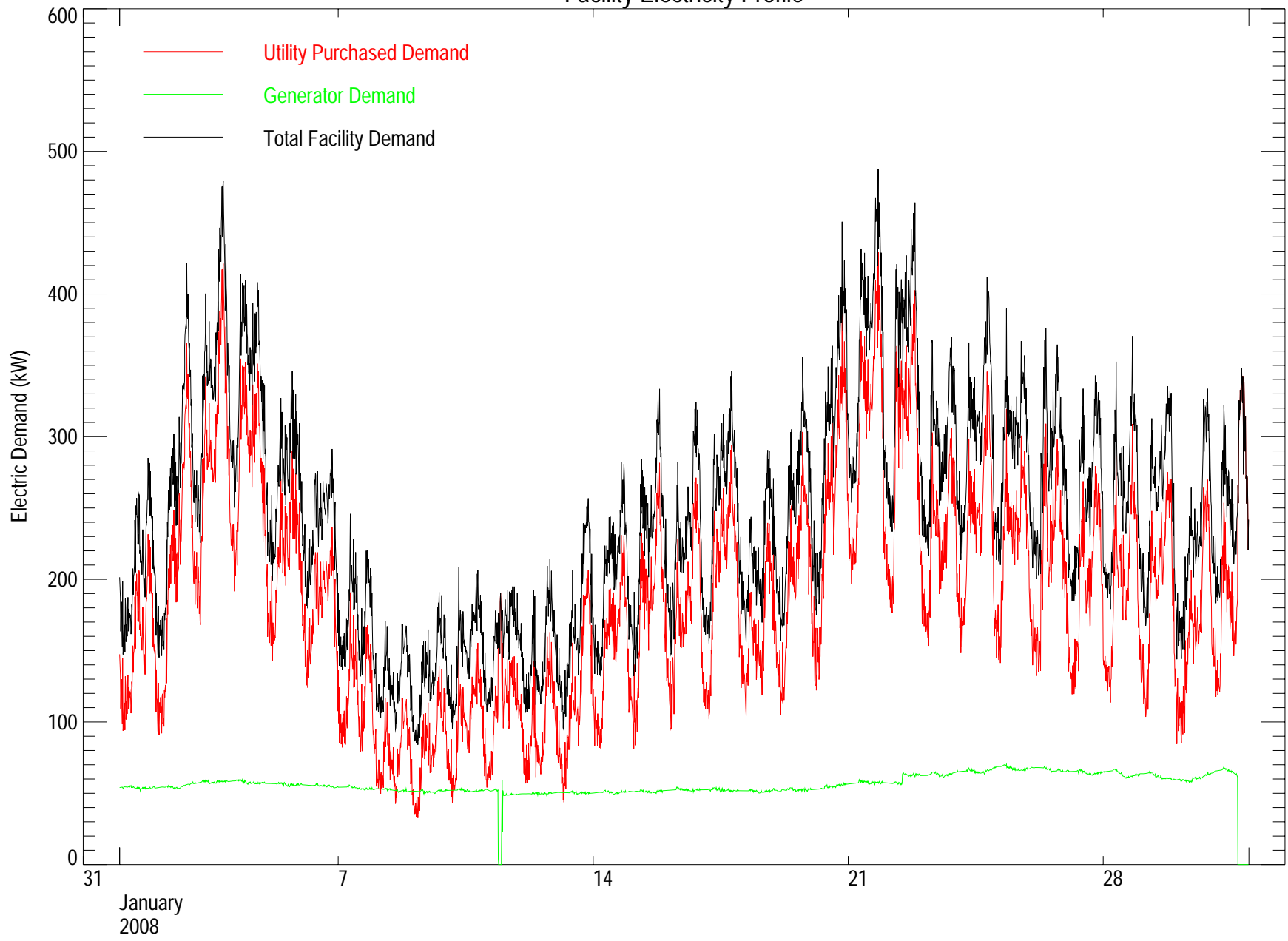
Day (MAX/MIN = 429.65/ 32.71 kW)

Total Facility Demand

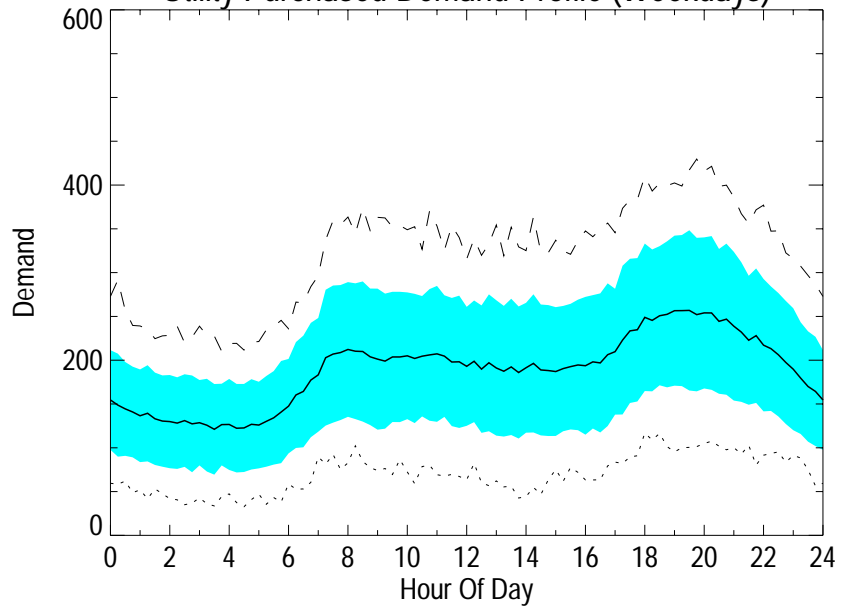


Day (MAX/MIN = 487.40/ 84.01 kW)

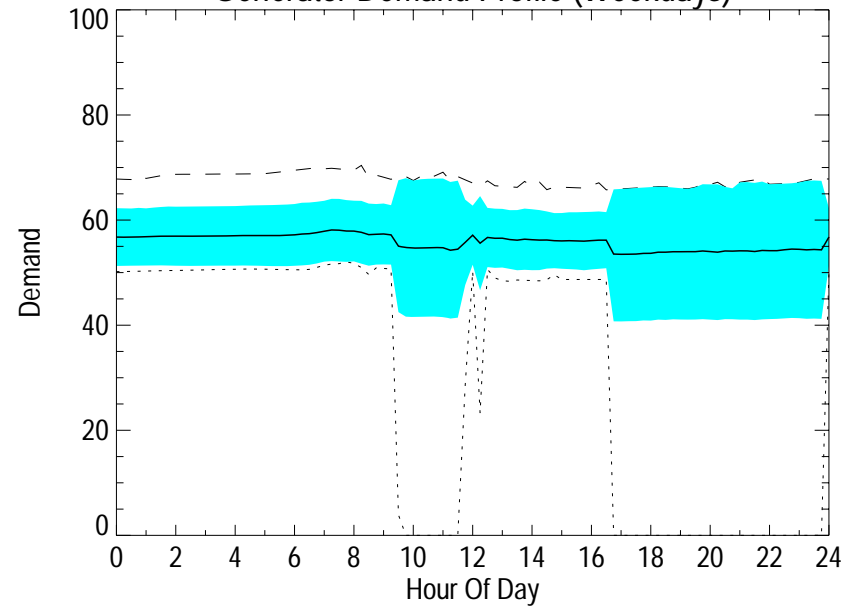
Facility Electricity Profile



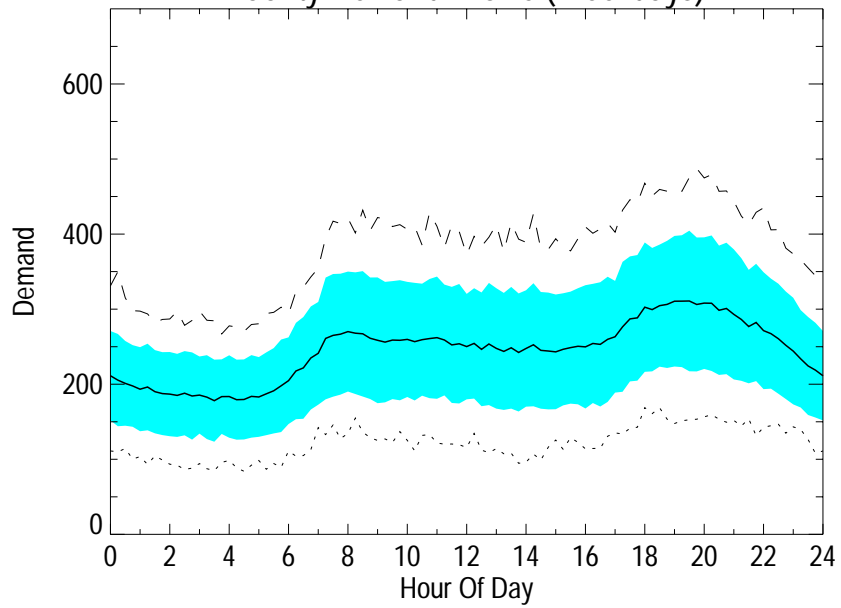
Utility Purchased Demand Profile (Weekdays)



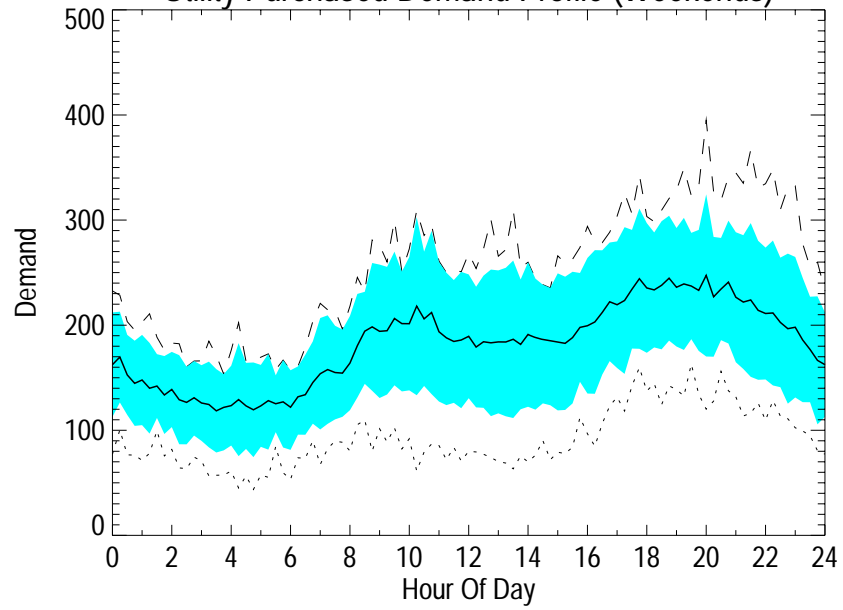
Generator Demand Profile (Weekdays)



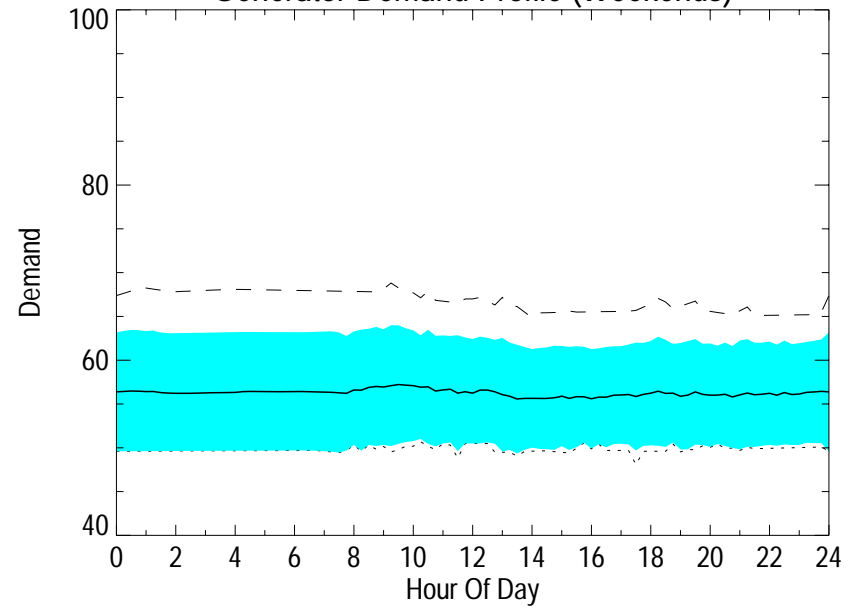
Facility Demand Profile (Weekdays)



Utility Purchased Demand Profile (Weekends)



Generator Demand Profile (Weekends)



Facility Demand Profile (Weekends)

