


**GENERATOR, FACILITY AND METER POWER SUMMARY**

Ten West 66th St. Corp.

02/01/08 to 02/29/08

Date	Good Data (%)	Utility Purchased Electricity (kWh)	Total Generator Electricity (kWh)	Total Facility Electricity (kWh)	Utility Purchased Demand (Peak kW)	Net Facility Demand (Peak kW)
02/01/08	100.00	5900.00	0.00	5900.00	338.21	338.21
02/02/08	100.00	4920.00	0.00	4920.00	305.77	305.77
02/03/08	100.00	4810.00	0.00	4810.00	264.74	264.74
02/04/08	100.00	4770.00	0.00	4770.00	285.51	285.51
02/05/08	100.00	4350.00	0.00	4350.00	247.28	247.28
02/06/08	100.00	3440.00	0.00	3440.00	202.78	202.78
02/07/08	0.00	-	-	-	-	-
02/08/08	98.96	4020.00	0.00	4020.00	240.37	240.37
02/09/08	100.00	4310.00	0.00	4310.00	246.44	246.44
02/10/08	100.00	4910.00	0.00	4910.00	328.80	328.80
02/11/08	100.00	7850.00	0.00	7850.00	453.06	453.06
02/12/08	100.00	8110.00	0.00	8110.00	434.13	434.13
02/13/08	100.00	6330.00	0.00	6330.00	332.08	332.08
02/14/08	100.00	5780.00	0.00	5780.00	326.08	326.08
02/15/08	100.00	4720.46	819.54	5540.00	266.53	318.30
02/16/08	100.00	4311.77	1618.23	5930.00	258.65	327.22
02/17/08	100.00	3835.42	1524.59	5360.00	241.84	302.78
02/18/08	100.00	2200.64	1319.36	3520.00	157.81	216.67
02/19/08	100.00	3139.83	1480.17	4620.00	255.23	318.80
02/20/08	100.00	4409.04	1580.95	5990.00	299.40	364.67
02/21/08	100.00	5066.77	1603.22	6670.00	277.19	342.33
02/22/08	100.00	5378.29	1571.70	6950.00	315.04	381.27
02/23/08	100.00	4579.25	1560.75	6140.00	266.66	332.76
02/24/08	100.00	5650.33	459.67	6110.00	332.32	332.32
02/25/08	100.00	4911.20	448.80	5360.00	291.33	291.33
02/26/08	100.00	4241.96	798.04	5040.00	259.68	296.21
02/27/08	100.00	3504.75	1485.25	4990.00	264.58	330.19
02/28/08	100.00	5173.92	1646.09	6820.00	325.98	393.87
02/29/08	0.00	-	-	-	-	-
Total	93.07	130623.64	17916.36	148540.00	453.06	453.06

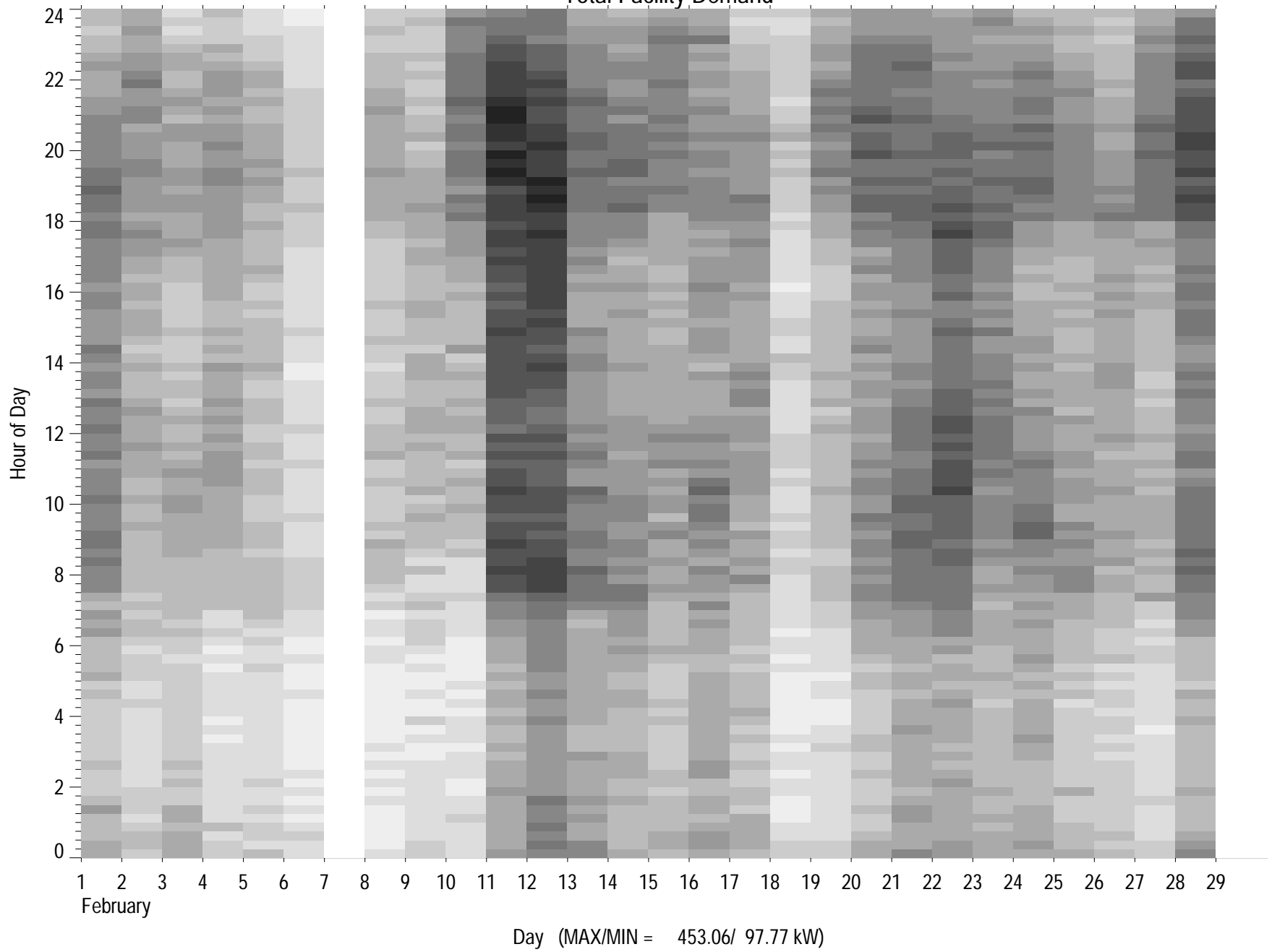
# Utility Purchased Demand



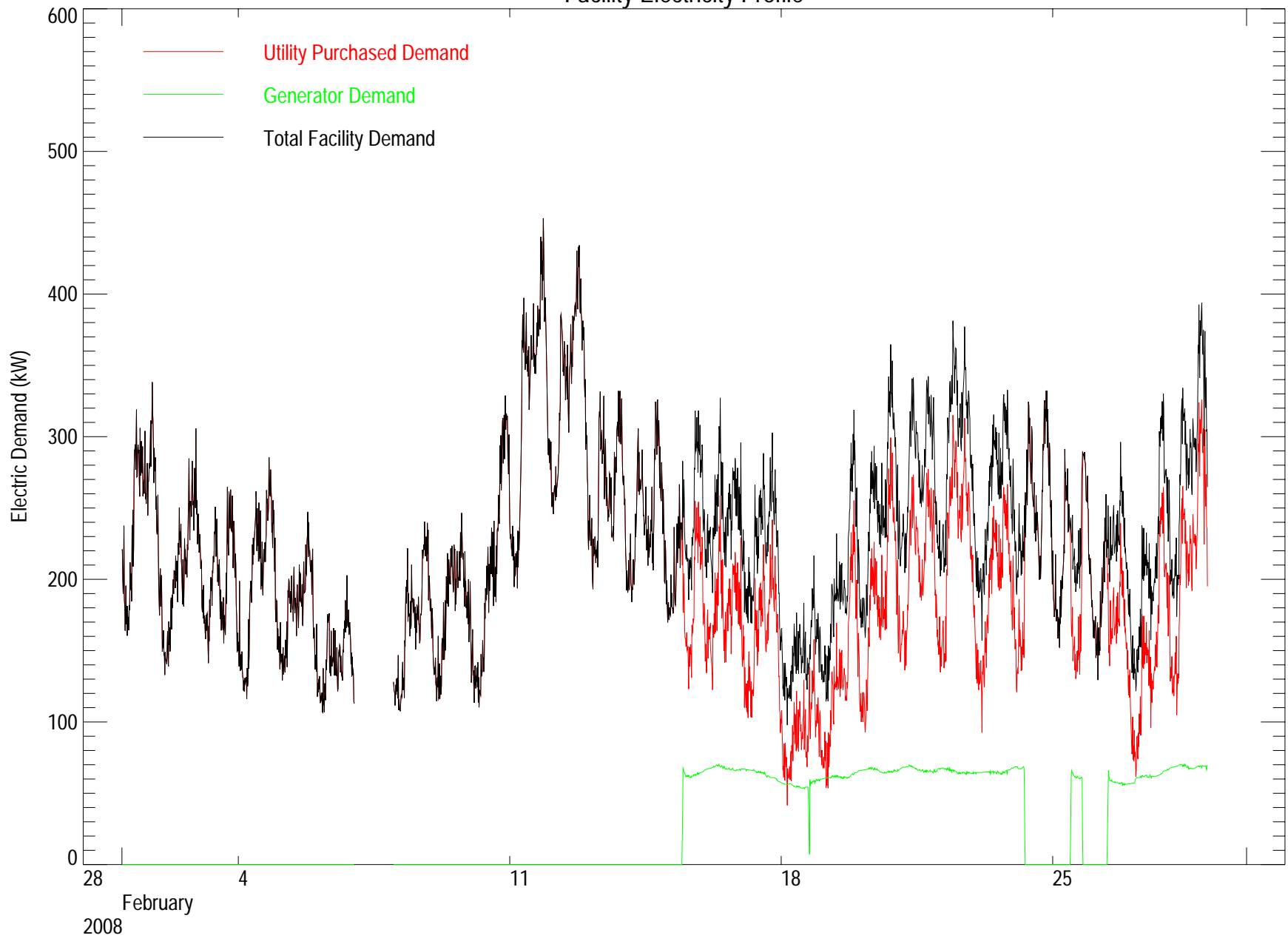
Day (MAX/MIN = 453.06/ 41.54 kW)



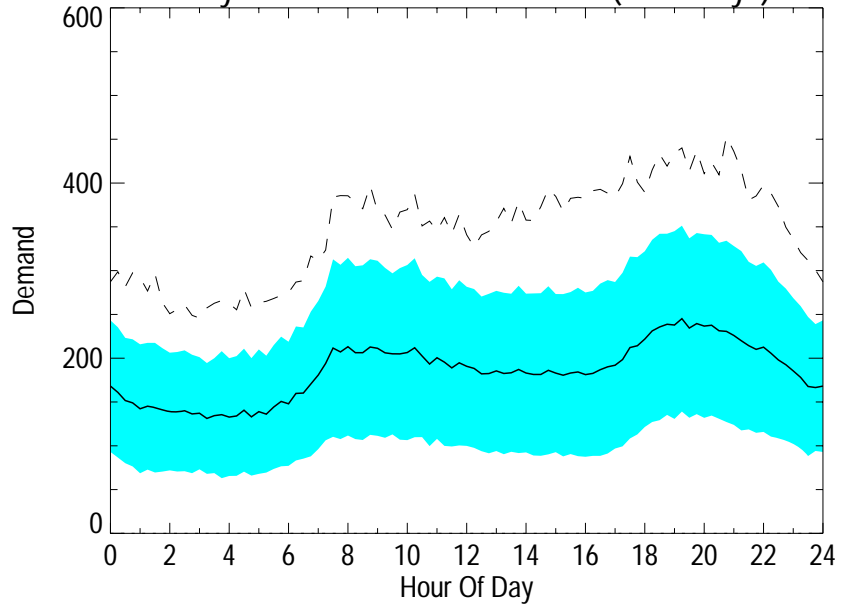
# Total Facility Demand



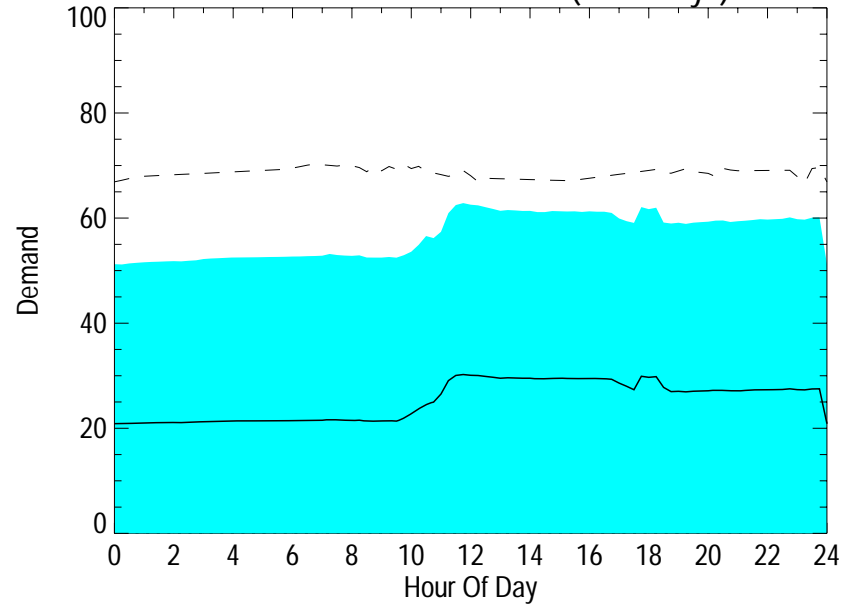
# Facility Electricity Profile



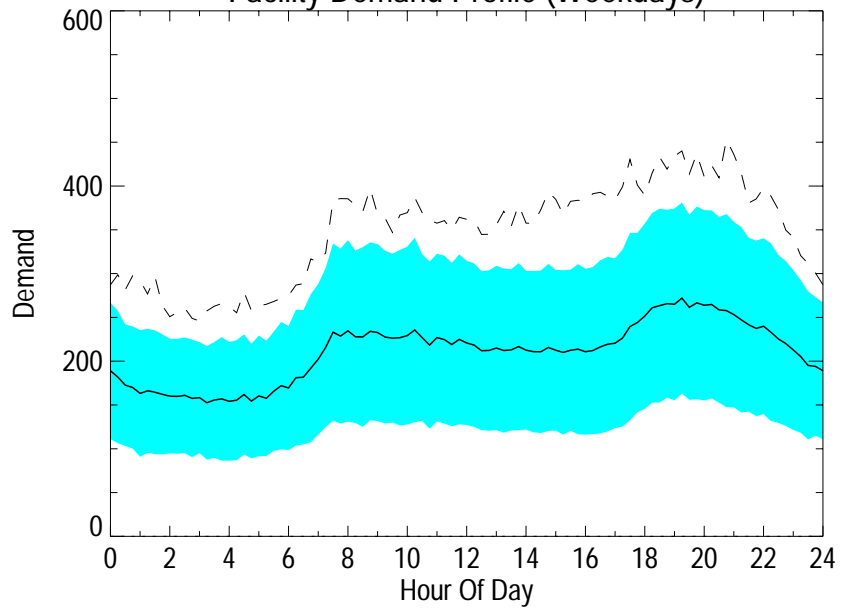
Utility Purchased Demand Profile (Weekdays)



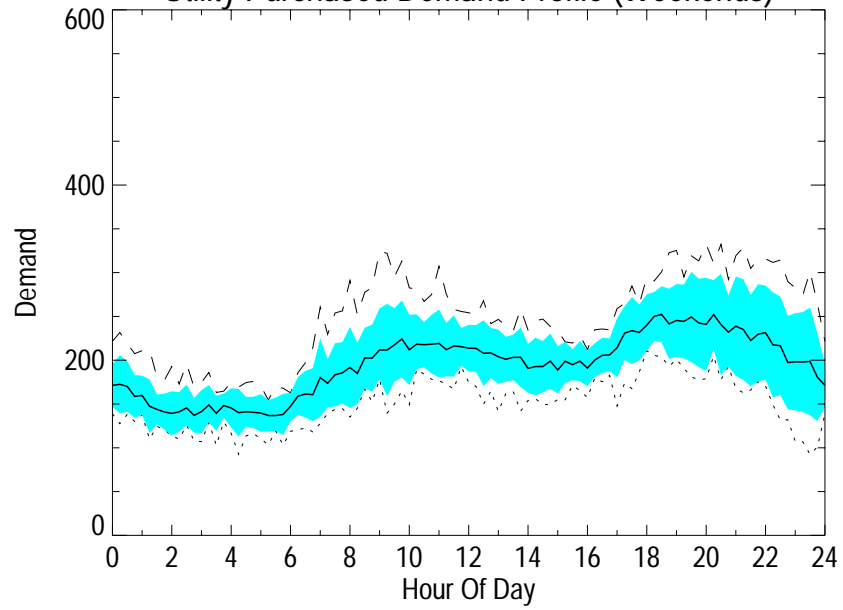
Generator Demand Profile (Weekdays)



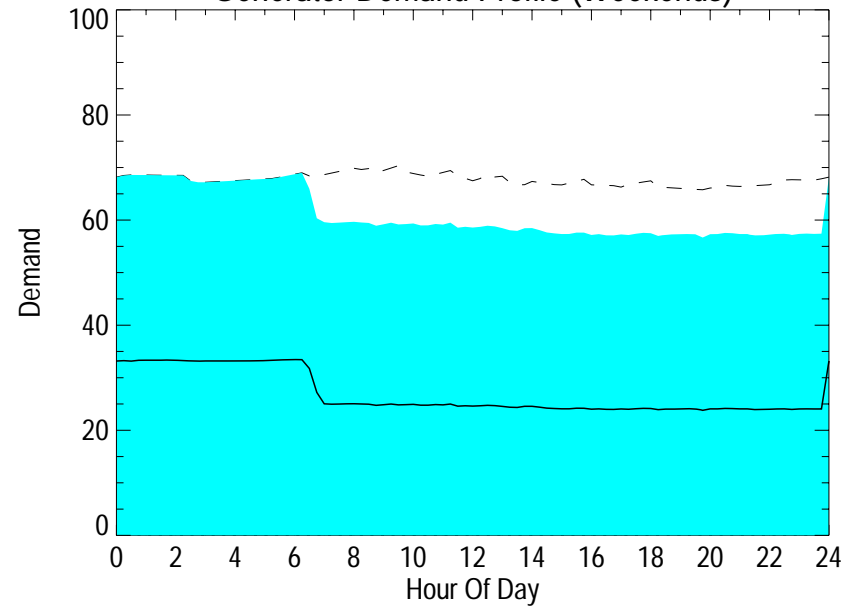
Facility Demand Profile (Weekdays)



Utility Purchased Demand Profile (Weekends)



Generator Demand Profile (Weekends)



Facility Demand Profile (Weekends)

