

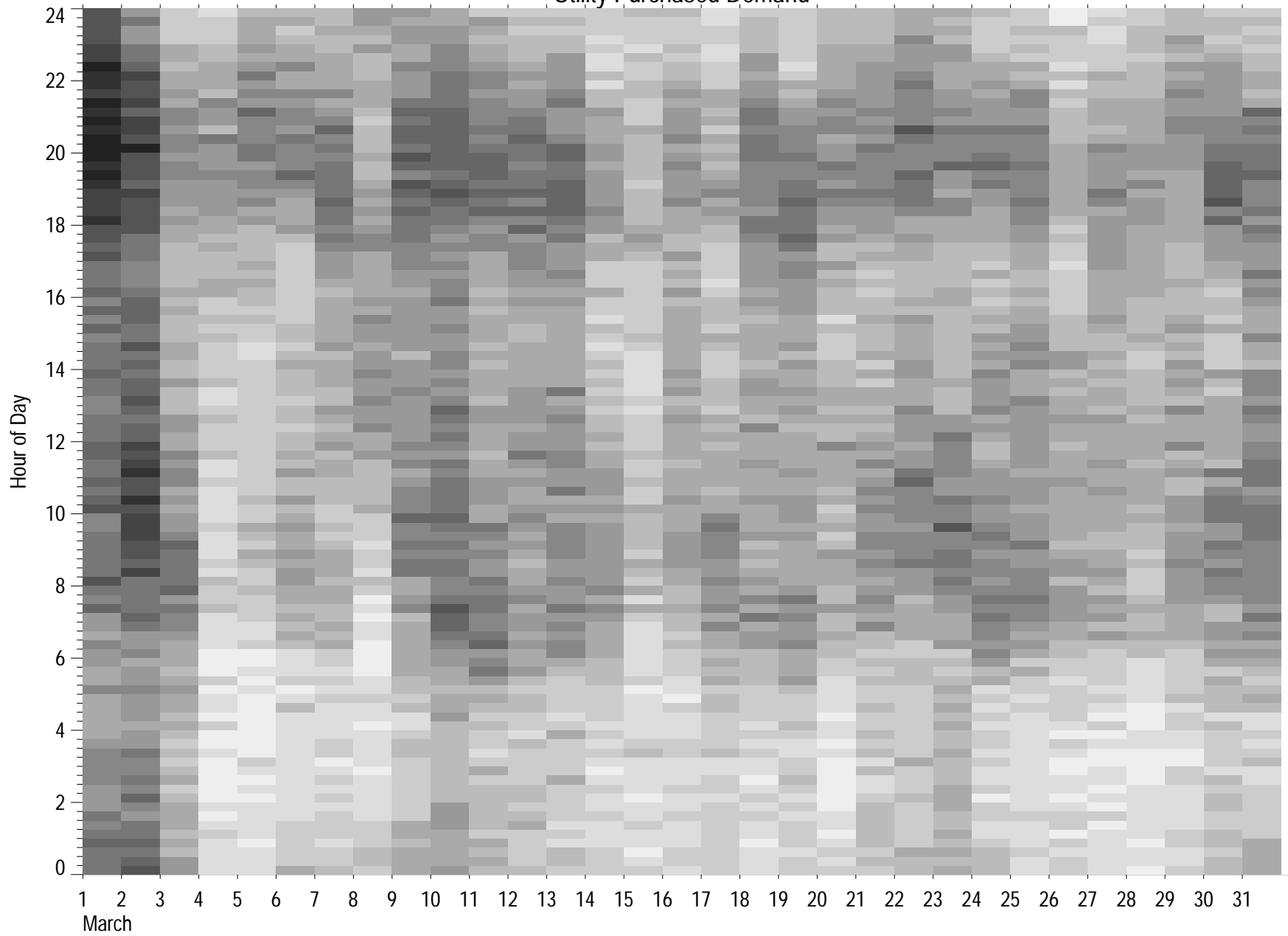
**GENERATOR, FACILITY AND METER POWER SUMMARY**

Ten West 66th St. Corp.

03/01/08 to 03/31/08

Date	Good Data (%)	Utility Purchased Electricity (kWh)	Total Generator Electricity (kWh)	Total Facility Electricity (kWh)	Utility Purchased Demand (Peak kW)	Net Facility Demand (Peak kW)
03/01/08	98.96	4510.46	1515.73	6010.00	278.91	343.01
03/02/08	100.00	4506.50	1543.50	6050.00	275.12	337.51
03/03/08	100.00	3023.25	1426.75	4450.00	191.71	253.39
03/04/08	100.00	2079.85	1340.15	3420.00	168.54	225.84
03/05/08	100.00	2245.37	1374.63	3620.00	190.96	251.46
03/06/08	100.00	2526.32	1463.68	3990.00	191.79	252.24
03/07/08	100.00	2645.65	1454.35	4100.00	197.93	258.00
03/08/08	100.00	2382.48	1387.52	3770.00	162.90	219.34
03/09/08	100.00	3309.33	1530.67	4840.00	221.75	284.59
03/10/08	100.00	3750.92	1529.08	5280.00	214.81	278.27
03/11/08	100.00	3176.43	1463.58	4640.00	204.13	264.98
03/12/08	100.00	3069.72	1430.28	4500.00	205.56	266.80
03/13/08	100.00	3125.51	1464.49	4590.00	198.94	259.18
03/14/08	100.00	2463.21	1386.79	3850.00	160.72	220.35
03/15/08	100.00	1968.52	1381.48	3350.00	135.65	191.62
03/16/08	100.00	2539.98	1430.02	3970.00	165.64	225.23
03/17/08	100.00	2503.45	1476.55	3980.00	170.53	234.37
03/18/08	100.00	2795.57	1474.43	4270.00	185.69	246.68
03/19/08	100.00	2923.38	1396.63	4320.00	193.52	250.64
03/20/08	100.00	2464.86	1385.14	3850.00	183.32	243.43
03/21/08	100.00	2844.45	1475.55	4320.00	187.16	247.16
03/22/08	100.00	3040.81	1439.19	4480.00	208.52	267.22
03/23/08	100.00	3038.74	1461.26	4500.00	210.11	273.51
03/24/08	100.00	2909.65	1440.35	4350.00	191.36	249.27
03/25/08	100.00	2903.85	1466.15	4370.00	185.01	247.89
03/26/08	100.00	2348.14	1341.87	3690.00	147.11	202.11
03/27/08	100.00	2504.90	1365.10	3870.00	178.28	235.21
03/28/08	100.00	2358.88	1381.12	3740.00	156.76	214.17
03/29/08	100.00	2608.69	1451.31	4060.00	161.49	221.83
03/30/08	100.00	2995.55	1494.44	4490.00	209.56	270.68
03/31/08	100.00	3186.50	1393.50	4580.00	191.33	246.58
Total	99.97	88750.91	44565.29	133300.00	278.91	343.01

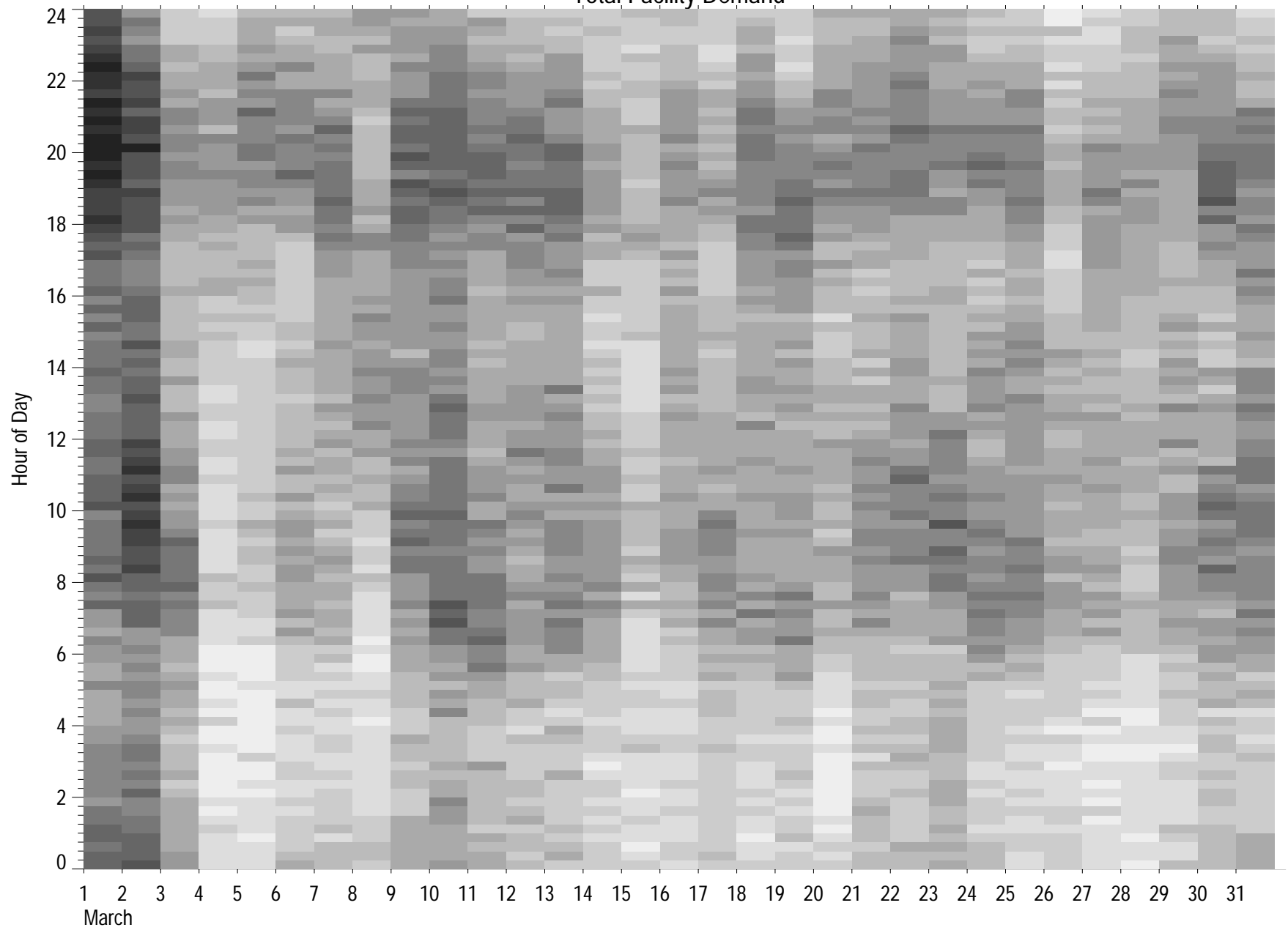
# Utility Purchased Demand



Day (MAX/MIN = 278.91/ 33.37 kW)

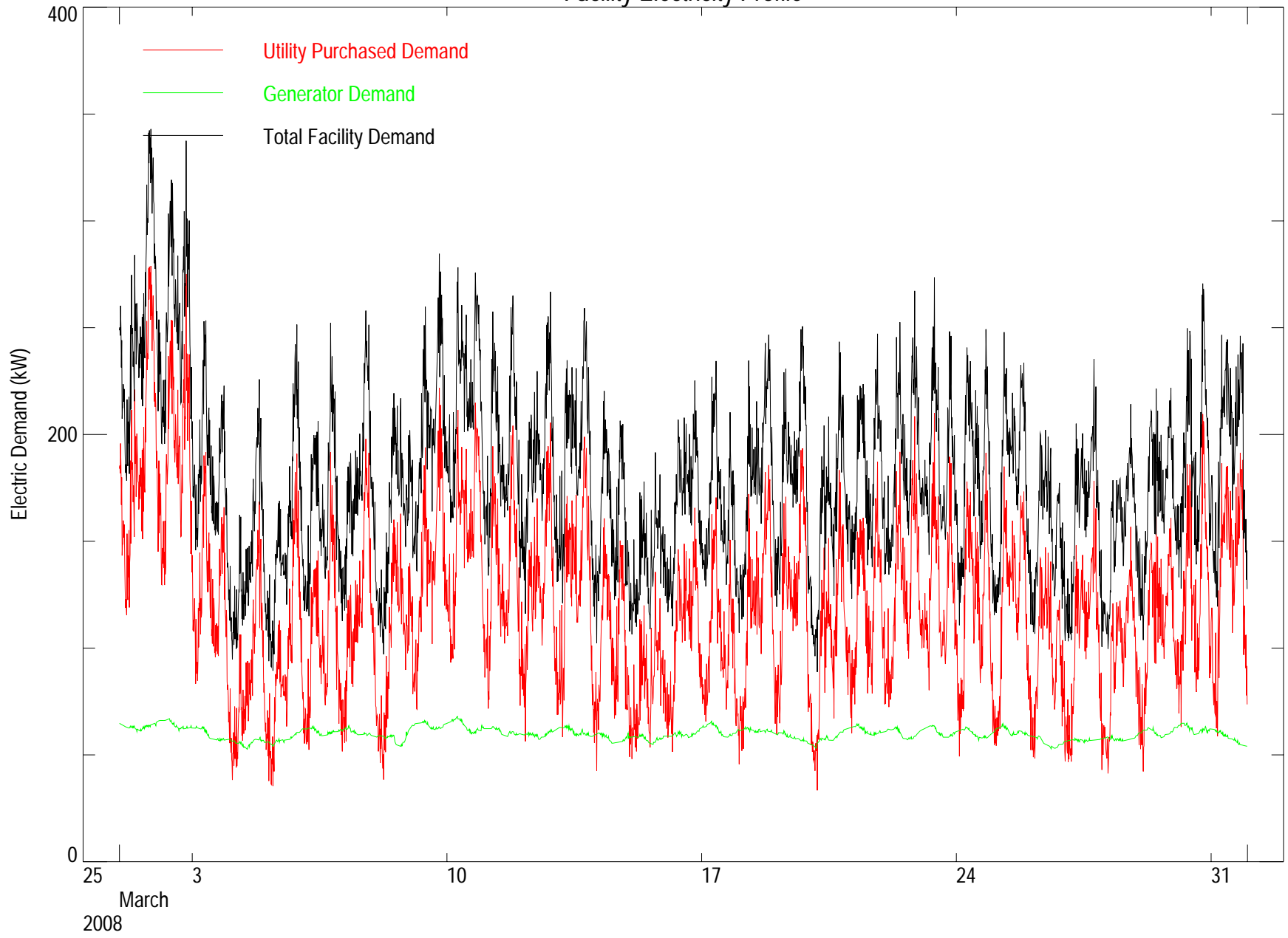


# Total Facility Demand

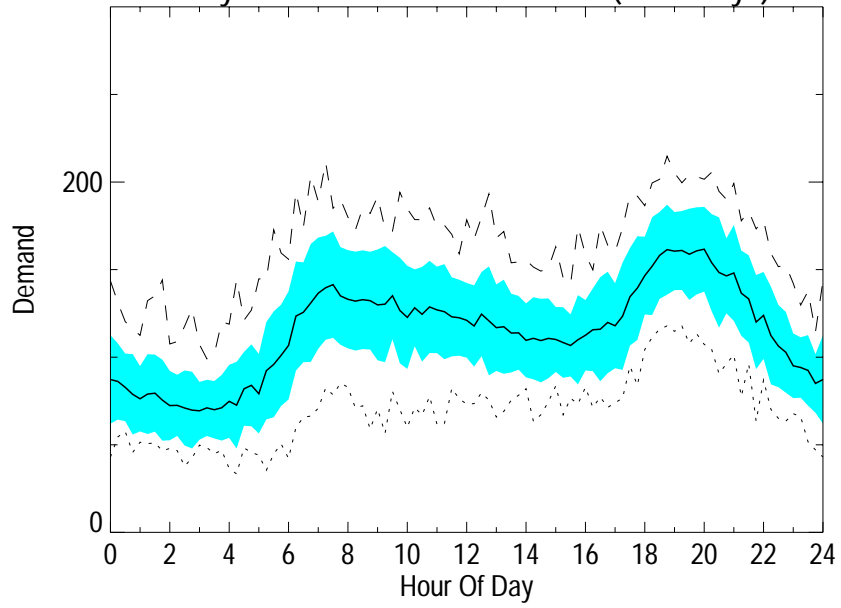


Day (MAX/MIN = 343.01/ 88.80 kW)

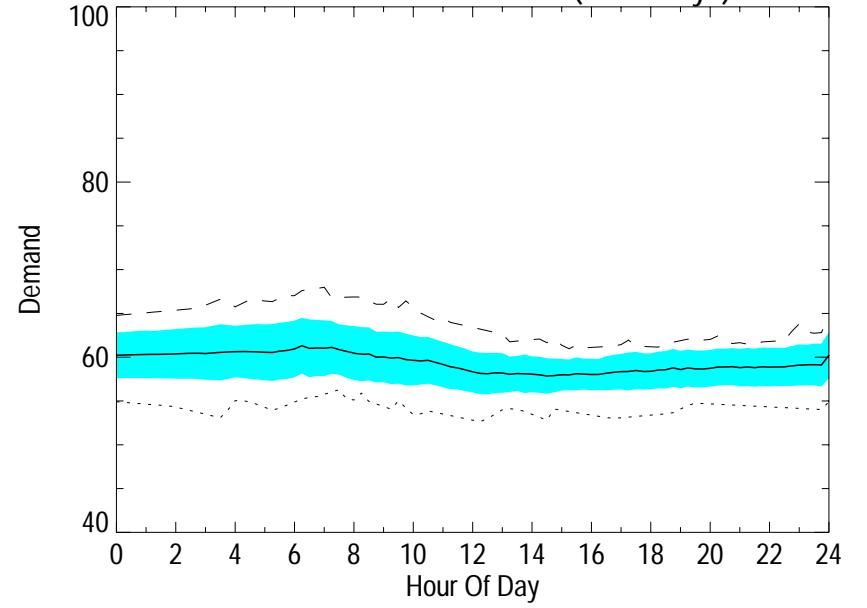
# Facility Electricity Profile



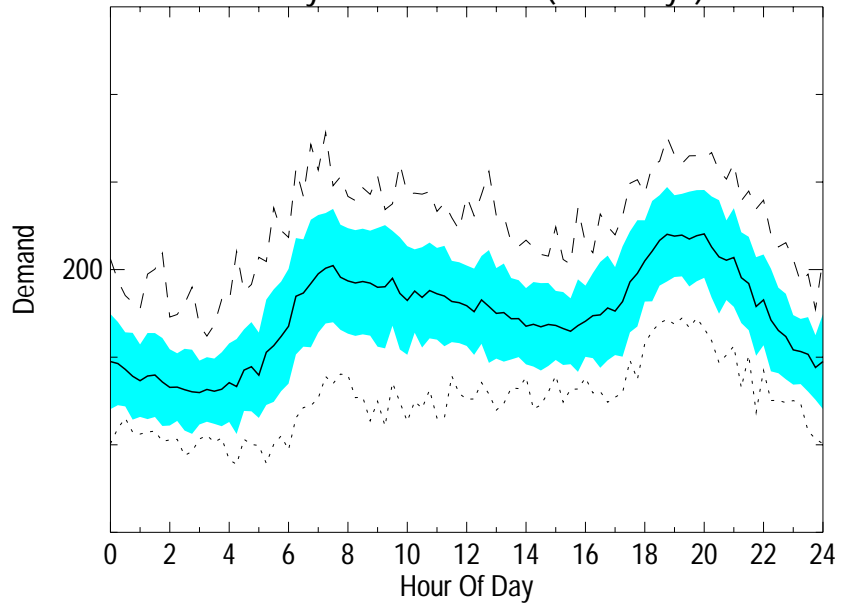
Utility Purchased Demand Profile (Weekdays)



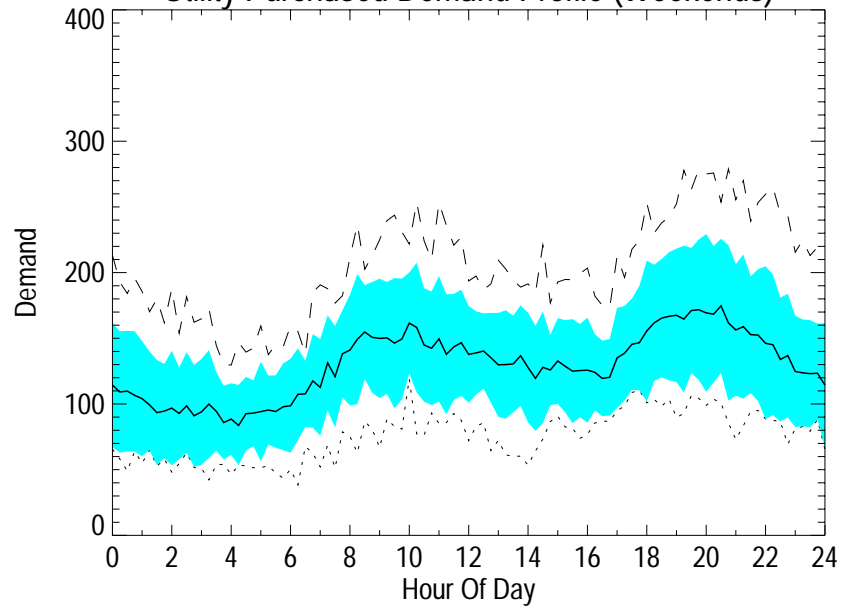
Generator Demand Profile (Weekdays)



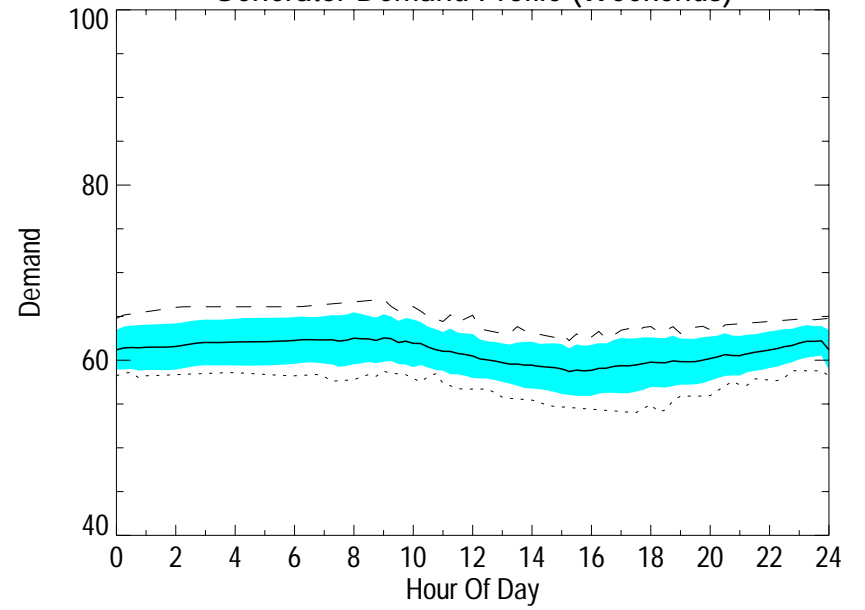
Facility Demand Profile (Weekdays)



Utility Purchased Demand Profile (Weekends)



Generator Demand Profile (Weekends)



Facility Demand Profile (Weekends)

