

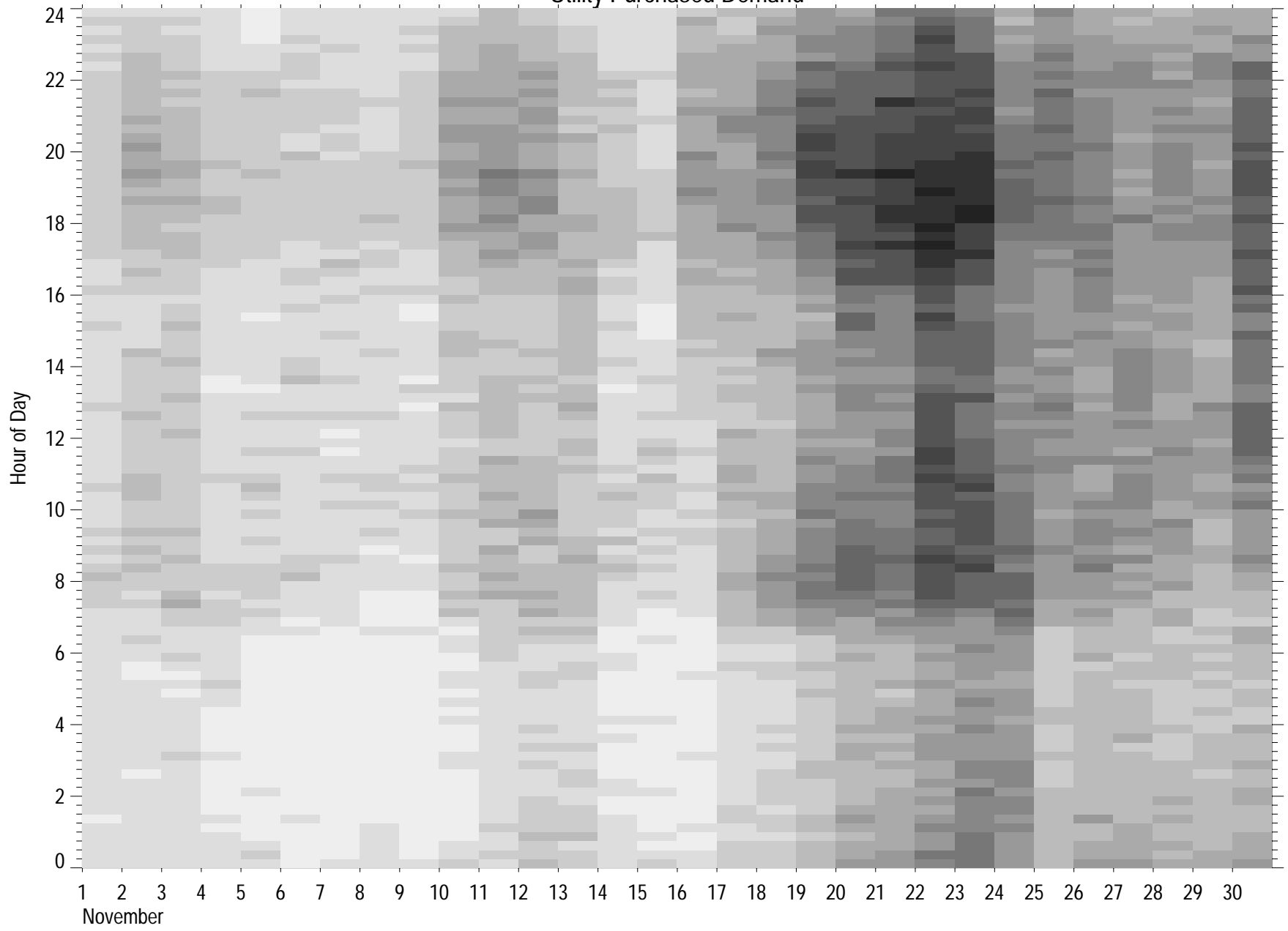
GENERATOR, FACILITY AND METER POWER SUMMARY

Ten West 66th St. Corp.

11/01/08 to 11/30/08

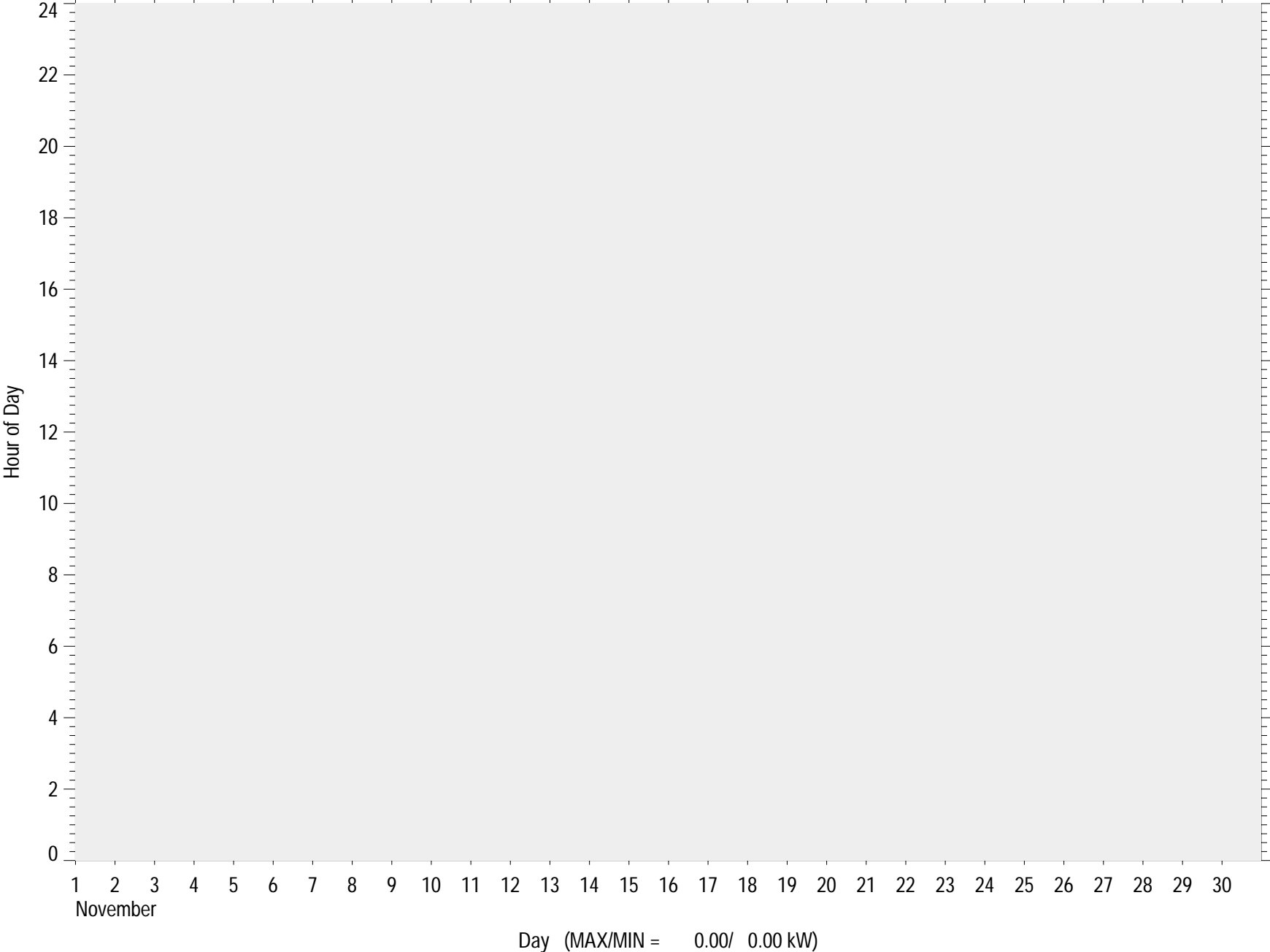
| Date | Good Data (%) | Utility Purchased Electricity (kWh) | Total Generator Electricity (kWh) | Total Facility Electricity (kWh) | Utility Purchased Demand (Peak kW) | Net Facility Demand (Peak kW) |
|----------|---------------|-------------------------------------|-----------------------------------|----------------------------------|------------------------------------|-------------------------------|
| 11/01/08 | 100.00 | 2620.00 | 0.00 | 2620.00 | 143.29 | 143.29 |
| 11/02/08 | 100.00 | 3030.00 | 0.00 | 3030.00 | 201.78 | 201.78 |
| 11/03/08 | 100.00 | 2990.00 | 0.00 | 2990.00 | 175.23 | 175.23 |
| 11/04/08 | 100.00 | 2600.00 | 0.00 | 2600.00 | 158.37 | 158.37 |
| 11/05/08 | 100.00 | 2510.00 | 0.00 | 2510.00 | 163.46 | 163.46 |
| 11/06/08 | 100.00 | 2440.00 | 0.00 | 2440.00 | 144.45 | 144.45 |
| 11/07/08 | 100.00 | 2390.00 | 0.00 | 2390.00 | 141.73 | 141.73 |
| 11/08/08 | 100.00 | 2400.00 | 0.00 | 2400.00 | 143.45 | 143.45 |
| 11/09/08 | 100.00 | 2360.00 | 0.00 | 2360.00 | 150.09 | 150.09 |
| 11/10/08 | 100.00 | 3140.00 | 0.00 | 3140.00 | 214.78 | 214.78 |
| 11/11/08 | 100.00 | 3560.00 | 0.00 | 3560.00 | 242.31 | 242.31 |
| 11/12/08 | 100.00 | 3580.00 | 0.00 | 3580.00 | 222.51 | 222.51 |
| 11/13/08 | 100.00 | 3320.00 | 0.00 | 3320.00 | 190.53 | 190.53 |
| 11/14/08 | 100.00 | 2650.00 | 0.00 | 2650.00 | 159.74 | 159.74 |
| 11/15/08 | 100.00 | 2370.00 | 0.00 | 2370.00 | 144.83 | 144.83 |
| 11/16/08 | 100.00 | 3040.00 | 0.00 | 3040.00 | 227.32 | 227.32 |
| 11/17/08 | 100.00 | 3590.00 | 0.00 | 3590.00 | 223.18 | 223.18 |
| 11/18/08 | 100.00 | 3990.00 | 0.00 | 3990.00 | 252.79 | 252.79 |
| 11/19/08 | 100.00 | 4980.00 | 0.00 | 4980.00 | 341.85 | 341.85 |
| 11/20/08 | 100.00 | 5560.00 | 0.00 | 5560.00 | 346.11 | 346.11 |
| 11/21/08 | 100.00 | 5740.00 | 0.00 | 5740.00 | 377.44 | 377.44 |
| 11/22/08 | 100.00 | 6740.00 | 0.00 | 6740.00 | 373.01 | 373.01 |
| 11/23/08 | 100.00 | 6640.00 | 0.00 | 6640.00 | 389.08 | 389.08 |
| 11/24/08 | 100.00 | 5530.00 | 0.00 | 5530.00 | 290.37 | 290.37 |
| 11/25/08 | 100.00 | 4750.00 | 0.00 | 4750.00 | 288.43 | 288.43 |
| 11/26/08 | 100.00 | 4830.00 | 0.00 | 4830.00 | 259.20 | 259.20 |
| 11/27/08 | 100.00 | 4580.00 | 0.00 | 4580.00 | 254.12 | 254.12 |
| 11/28/08 | 100.00 | 4390.00 | 0.00 | 4390.00 | 236.22 | 236.22 |
| 11/29/08 | 100.00 | 4260.00 | 0.00 | 4260.00 | 235.35 | 235.35 |
| 11/30/08 | 100.00 | 5390.00 | 0.00 | 5390.00 | 315.81 | 315.81 |
| Total | 100.00 | 115970.00 | 0.00 | 115970.00 | 389.08 | 389.08 |

Utility Purchased Demand

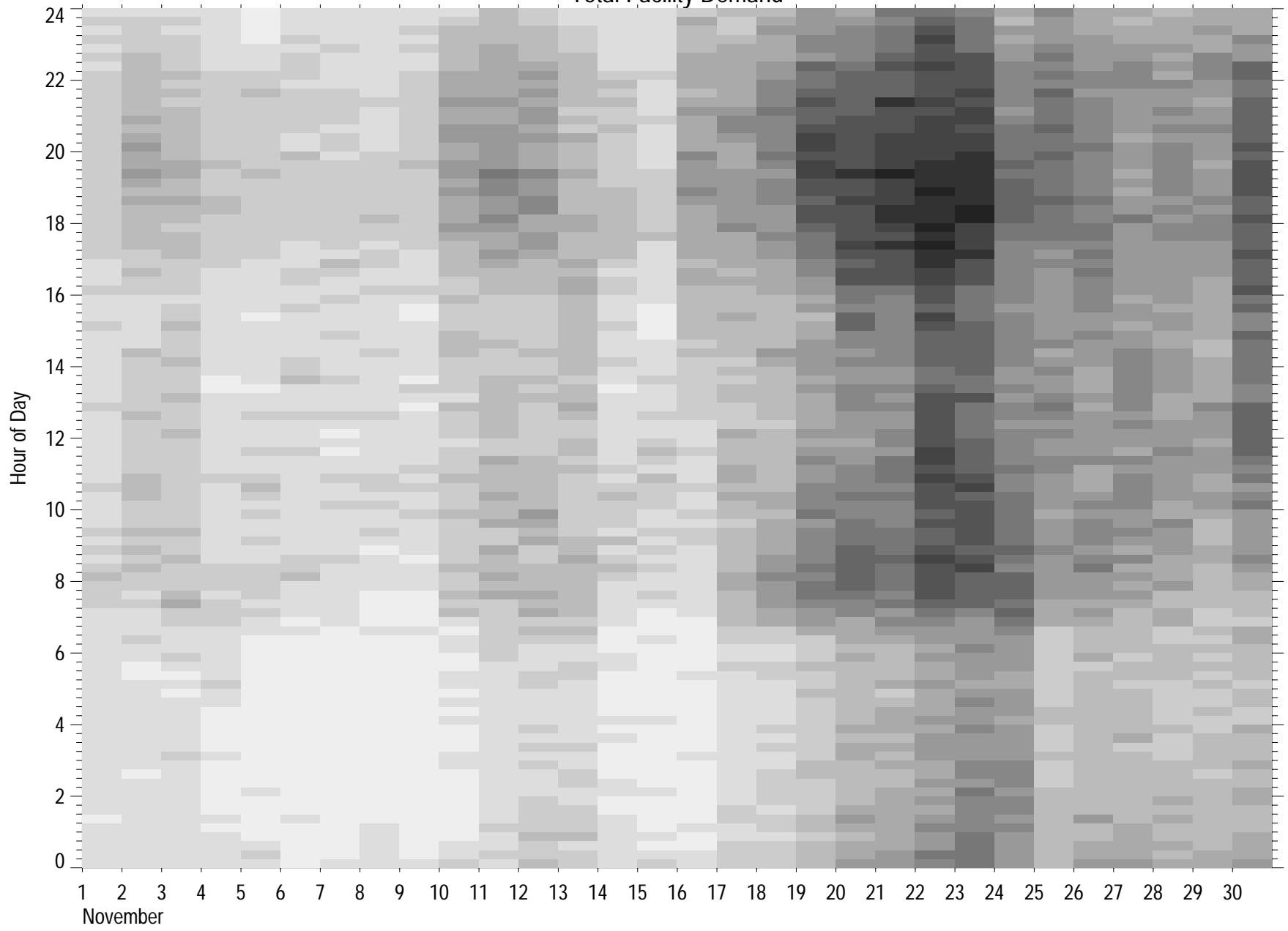


Day (MAX/MIN = 389.08/ 62.60 kW)

Generator Demand

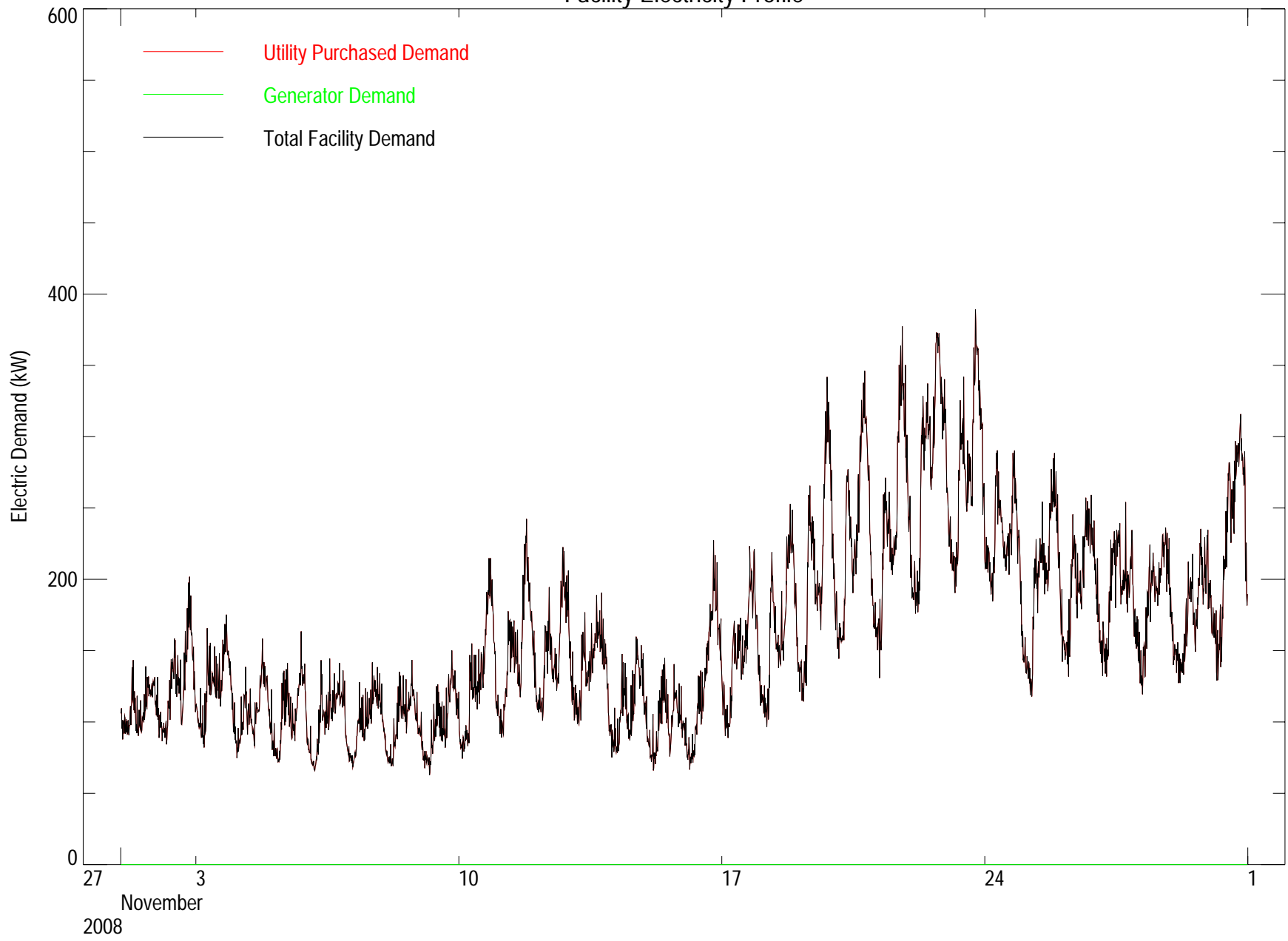


Total Facility Demand

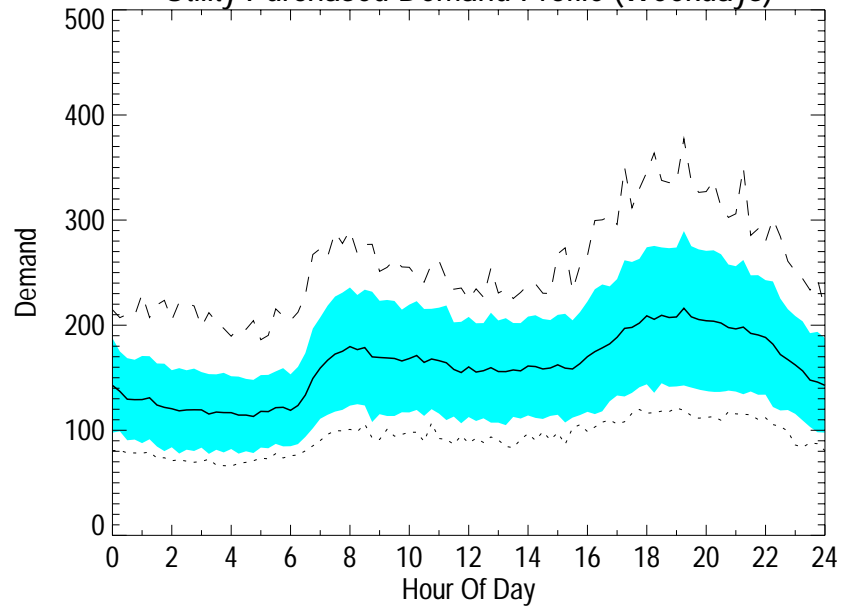


Day (MAX/MIN = 389.08/ 62.60 kW)

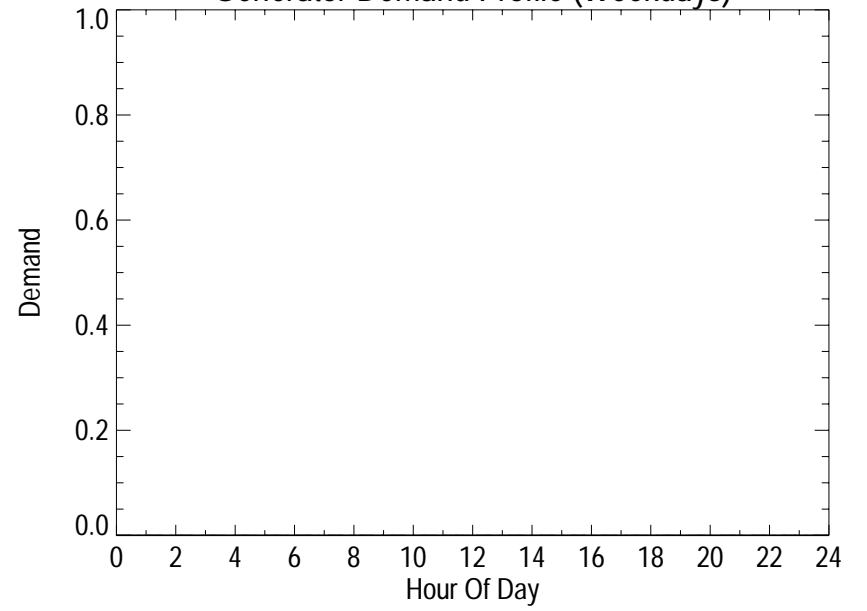
Facility Electricity Profile



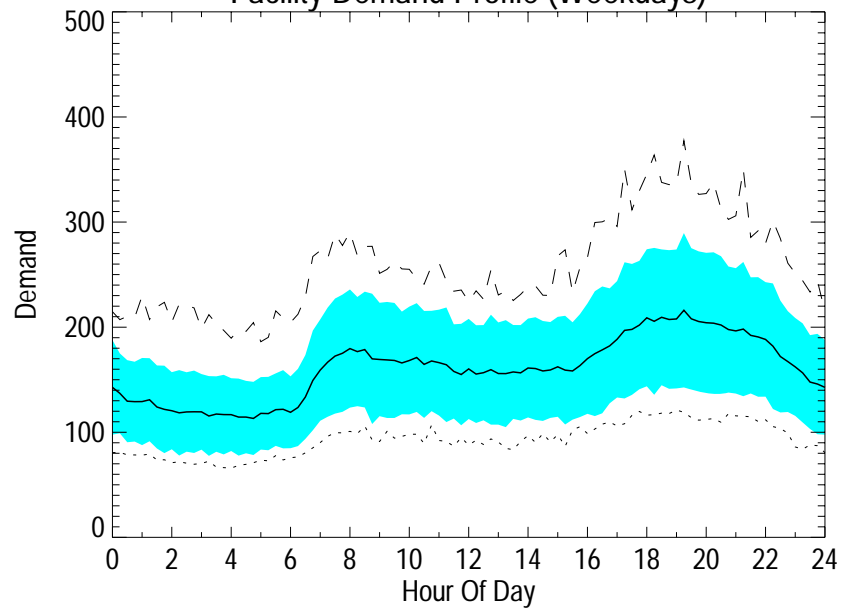
Utility Purchased Demand Profile (Weekdays)



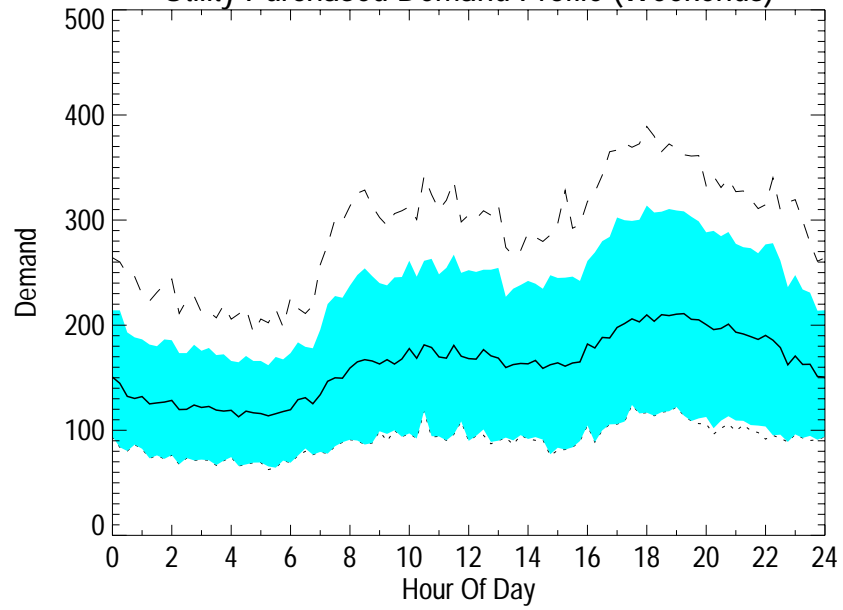
Generator Demand Profile (Weekdays)



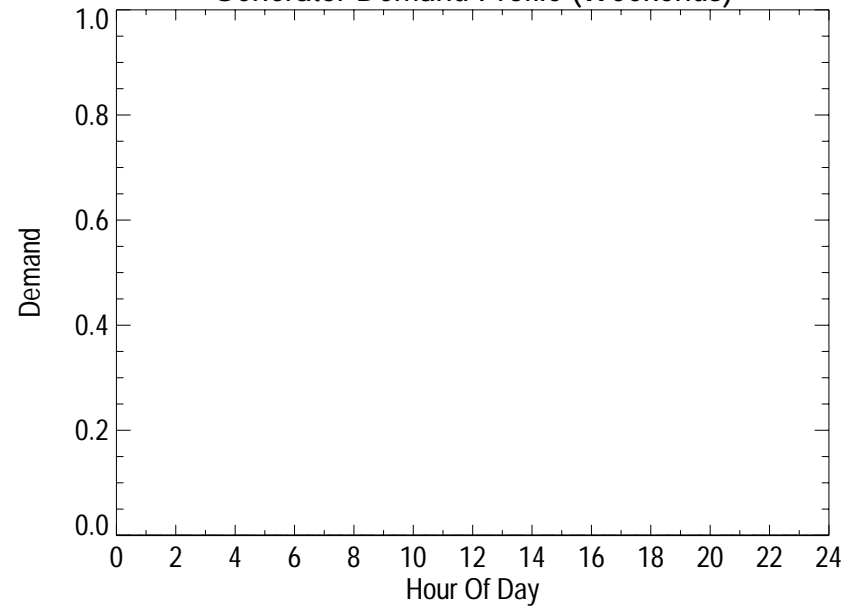
Facility Demand Profile (Weekdays)



Utility Purchased Demand Profile (Weekends)



Generator Demand Profile (Weekends)



Facility Demand Profile (Weekends)

