

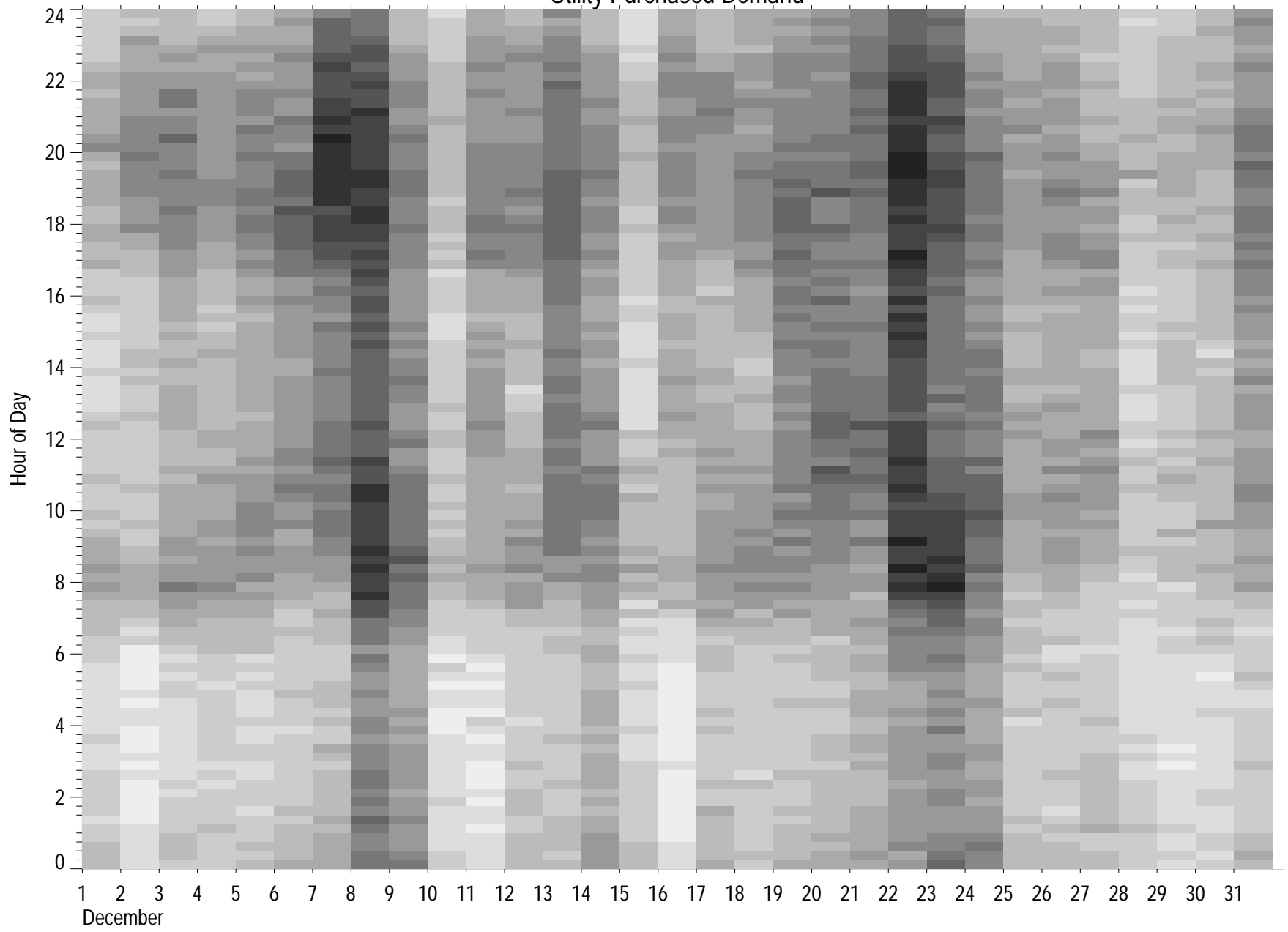
GENERATOR, FACILITY AND METER POWER SUMMARY

Ten West 66th St. Corp.

12/01/08 to 12/31/08

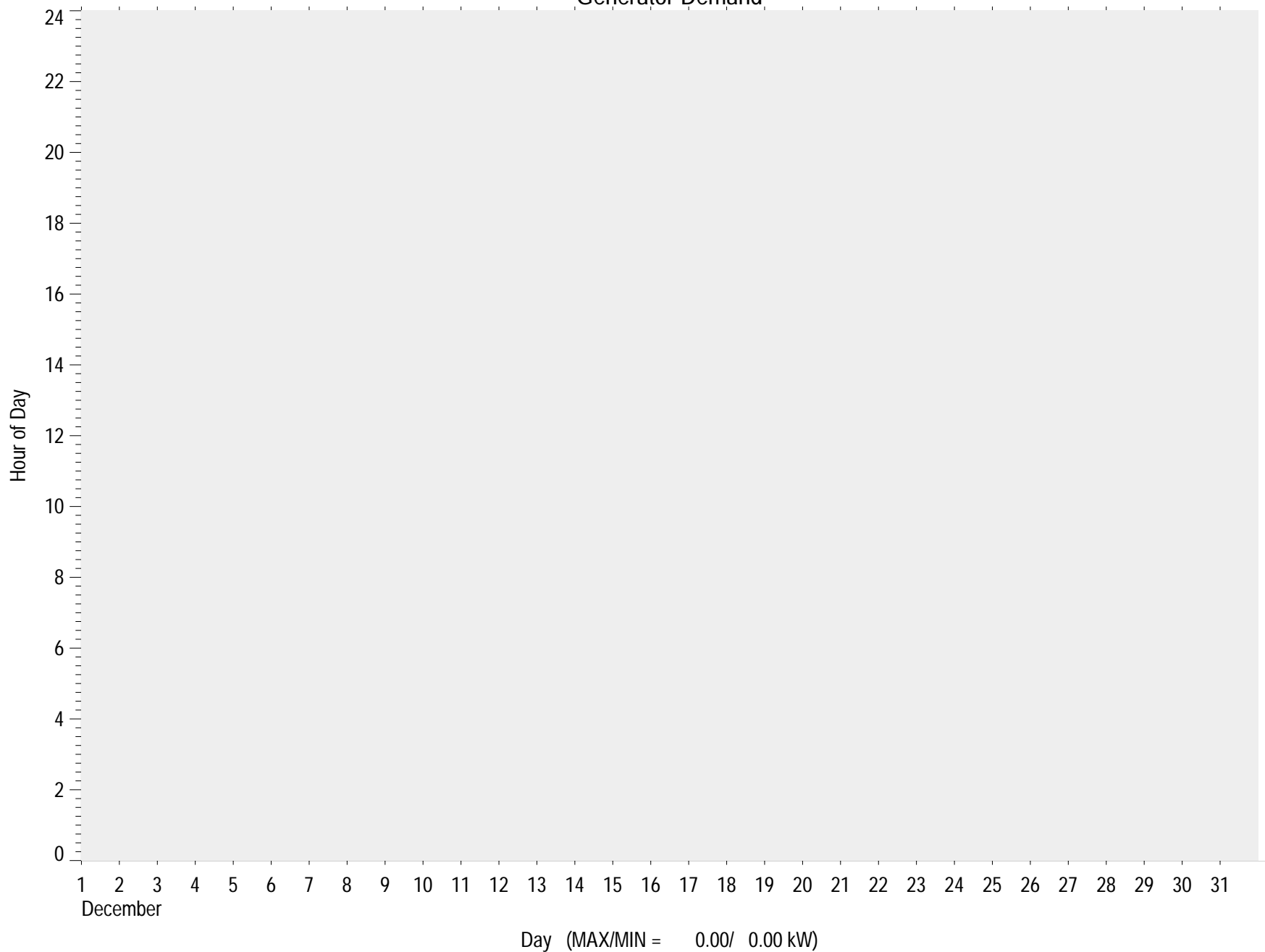
Date	Good Data (%)	Utility Purchased Electricity (kWh)	Total Generator Electricity (kWh)	Total Facility Electricity (kWh)	Utility Purchased Demand (Peak kW)	Net Facility Demand (Peak kW)
12/01/08	100.00	4080.00	0.00	4080.00	256.25	256.25
12/02/08	100.00	4180.00	0.00	4180.00	297.28	297.28
12/03/08	100.00	5000.00	0.00	5000.00	313.99	313.99
12/04/08	100.00	4850.00	0.00	4850.00	273.60	273.60
12/05/08	100.00	5100.00	0.00	5100.00	299.86	299.86
12/06/08	100.00	5450.00	0.00	5450.00	342.13	342.13
12/07/08	100.00	6580.00	0.00	6580.00	422.51	422.51
12/08/08	100.00	8030.00	0.00	8030.00	412.26	412.26
12/09/08	100.00	6120.00	0.00	6120.00	348.49	348.49
12/10/08	100.00	3820.00	0.00	3820.00	207.93	207.93
12/11/08	100.00	4820.00	0.00	4820.00	295.69	295.69
12/12/08	100.00	4950.00	0.00	4950.00	297.36	297.36
12/13/08	100.00	6000.00	0.00	6000.00	336.96	336.96
12/14/08	100.00	5700.00	0.00	5700.00	307.87	307.87
12/15/08	100.00	3820.00	0.00	3820.00	228.35	228.35
12/16/08	100.00	4470.00	0.00	4470.00	279.93	279.93
12/17/08	100.00	5050.00	0.00	5050.00	287.72	287.72
12/18/08	100.00	5070.00	0.00	5070.00	293.68	293.68
12/19/08	100.00	5800.00	0.00	5800.00	332.31	332.31
12/20/08	100.00	6050.00	0.00	6050.00	346.93	346.93
12/21/08	100.00	6170.00	0.00	6170.00	341.14	341.14
12/22/08	100.00	8220.00	0.00	8220.00	441.38	441.38
12/23/08	100.00	7490.00	0.00	7490.00	439.49	439.49
12/24/08	100.00	6370.00	0.00	6370.00	353.96	353.96
12/25/08	100.00	4840.00	0.00	4840.00	264.62	264.62
12/26/08	100.00	4920.00	0.00	4920.00	283.77	283.77
12/27/08	100.00	4810.00	0.00	4810.00	272.42	272.42
12/28/08	100.00	3710.00	0.00	3710.00	231.02	231.02
12/29/08	100.00	3930.00	0.00	3930.00	217.71	217.71
12/30/08	100.00	4230.00	0.00	4230.00	250.67	250.67
12/31/08	100.00	5370.00	0.00	5370.00	311.93	311.93
Total	100.00	165000.00	0.00	165000.00	441.38	441.38

Utility Purchased Demand

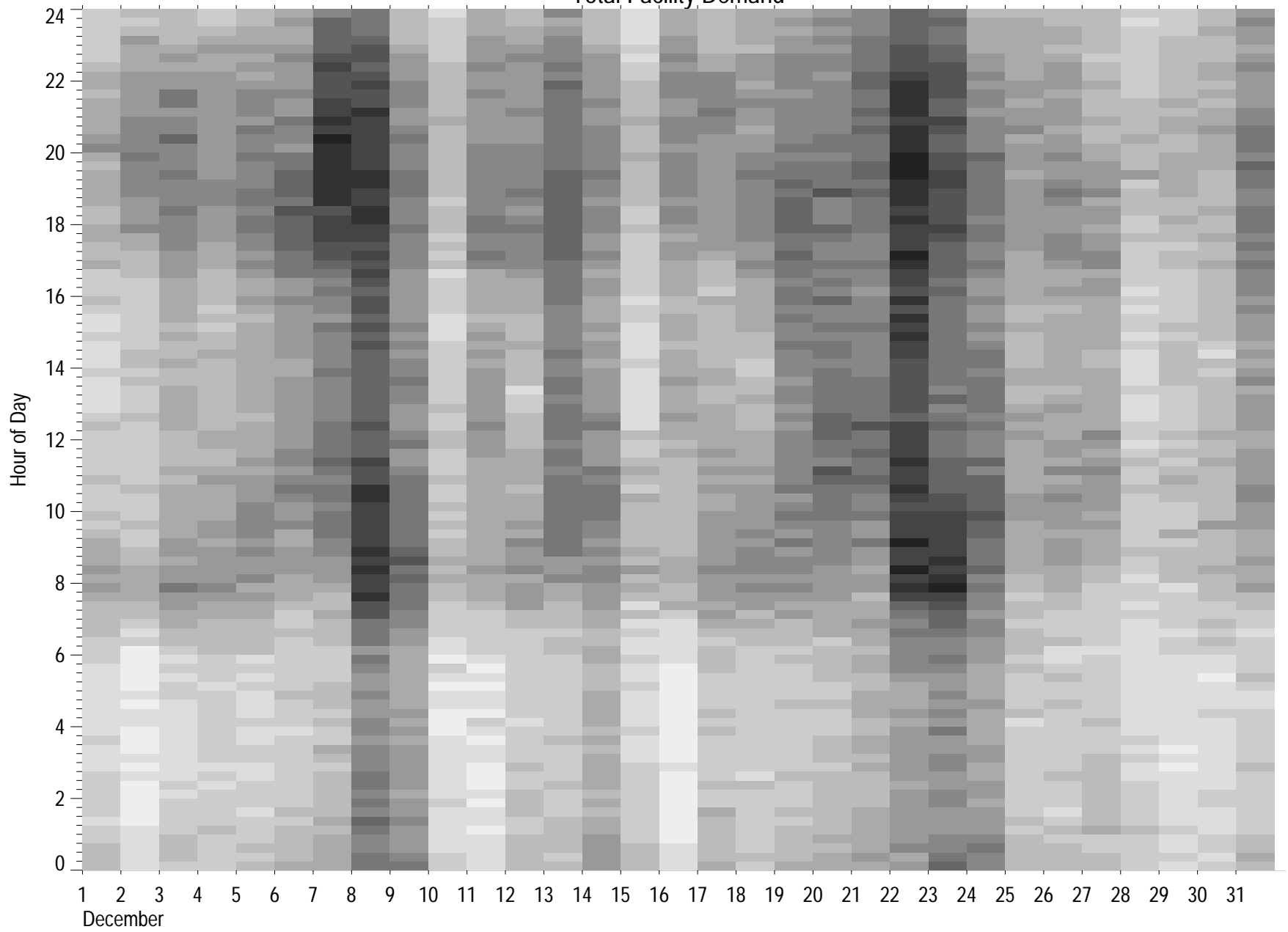


Day (MAX/MIN = 441.38/ 87.85 kW)

Generator Demand

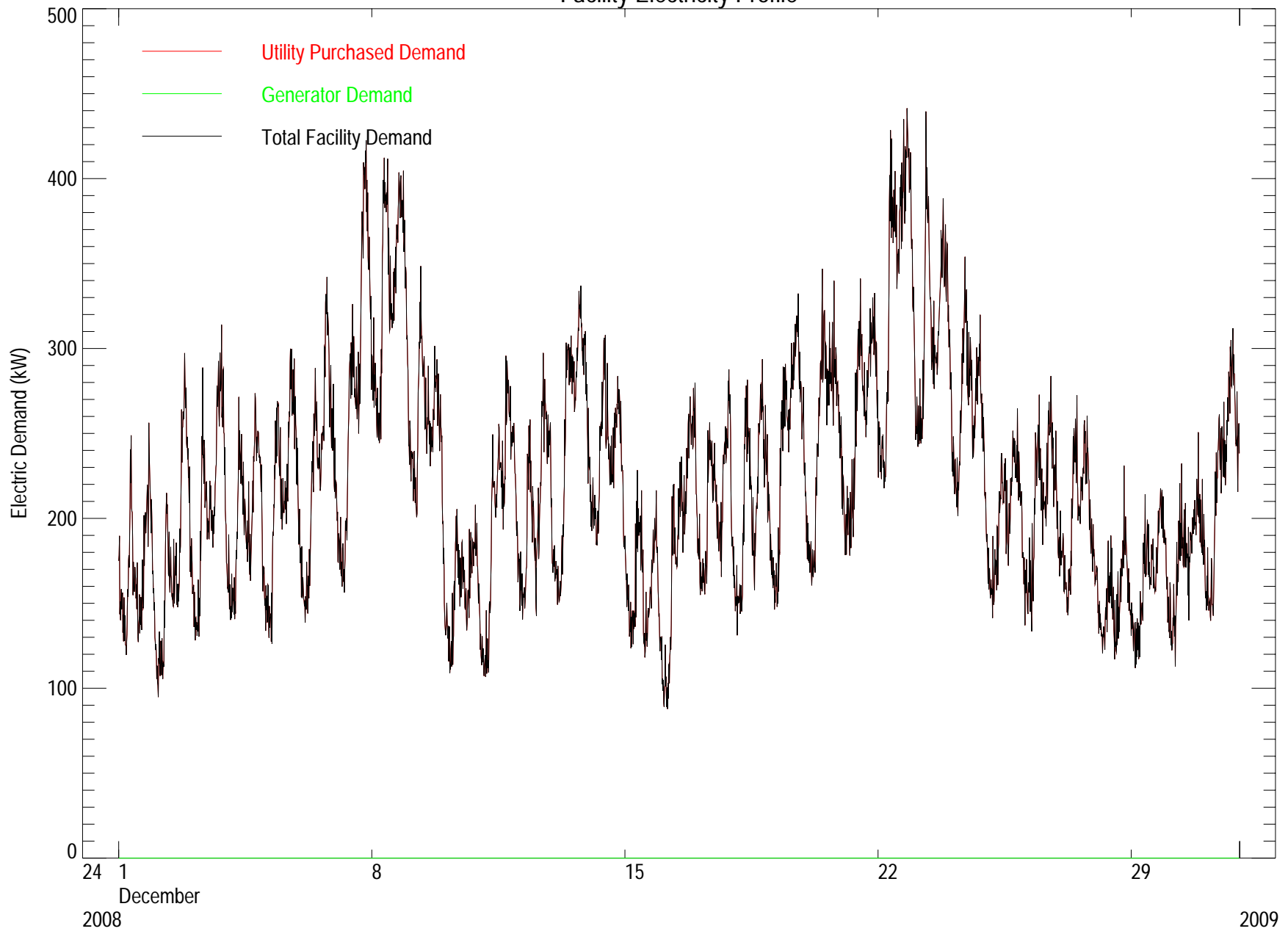


Total Facility Demand

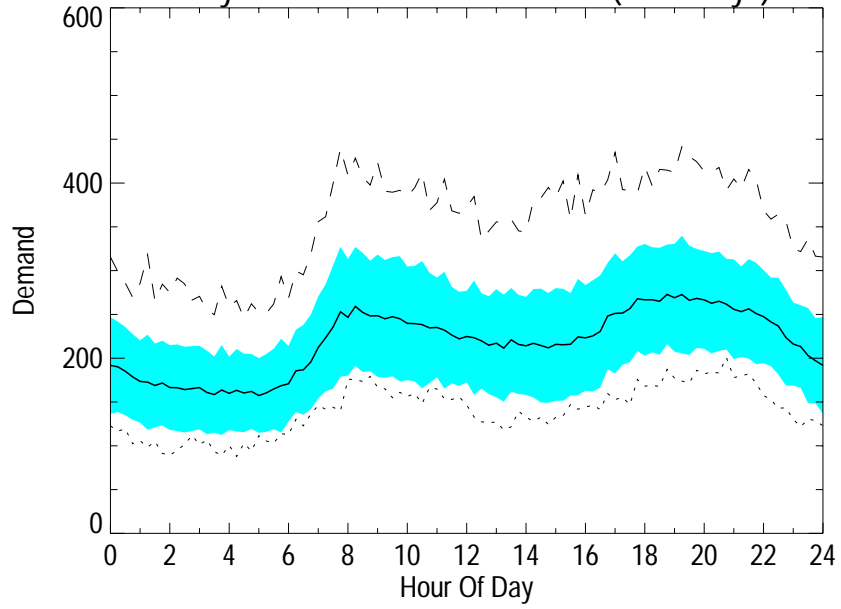


Day (MAX/MIN = 441.38/ 87.85 kW)

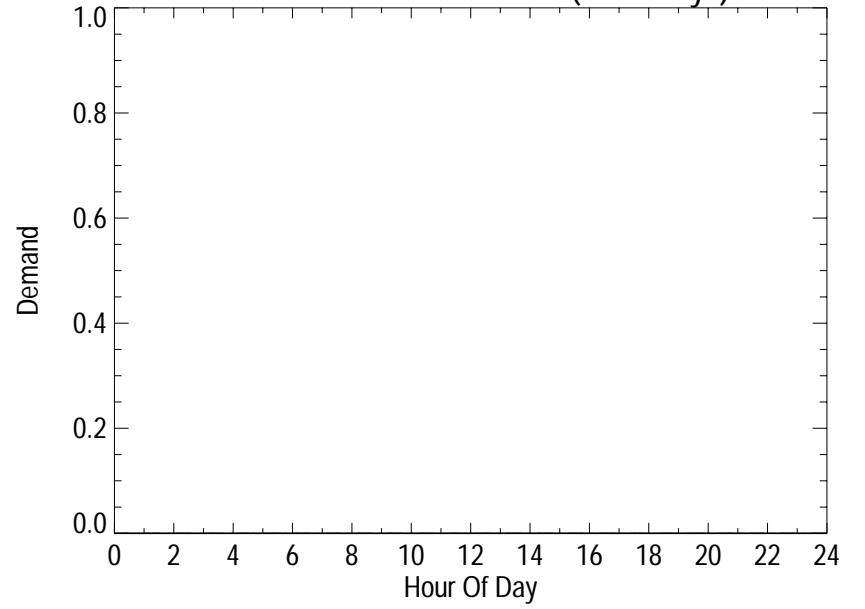
Facility Electricity Profile



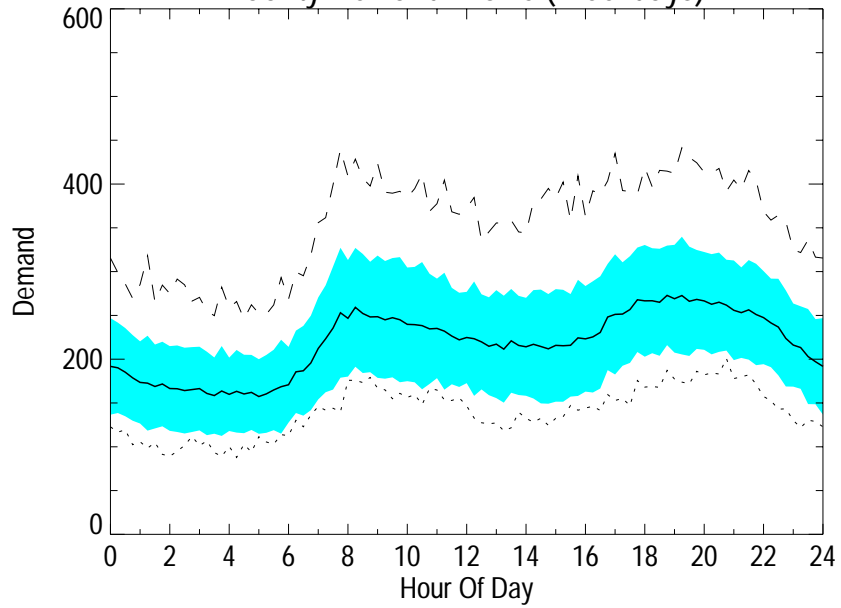
Utility Purchased Demand Profile (Weekdays)



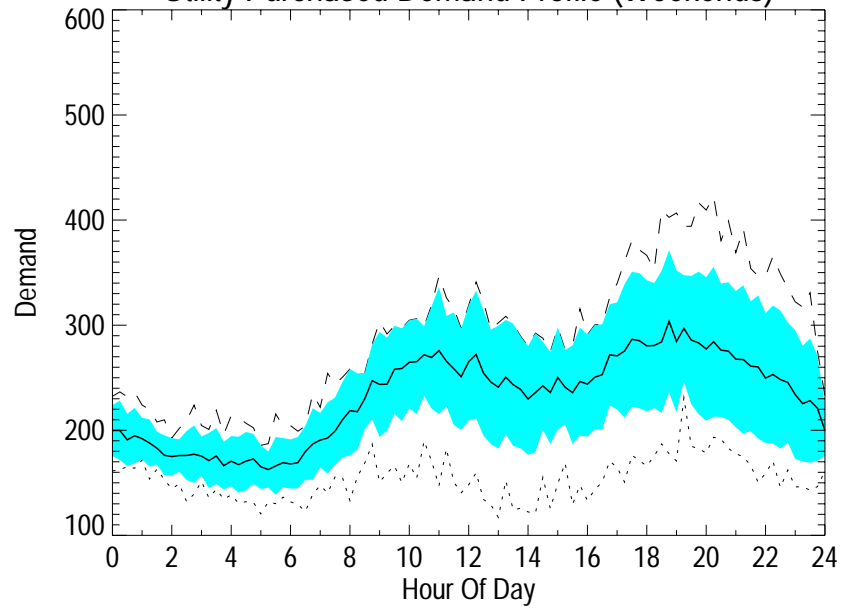
Generator Demand Profile (Weekdays)



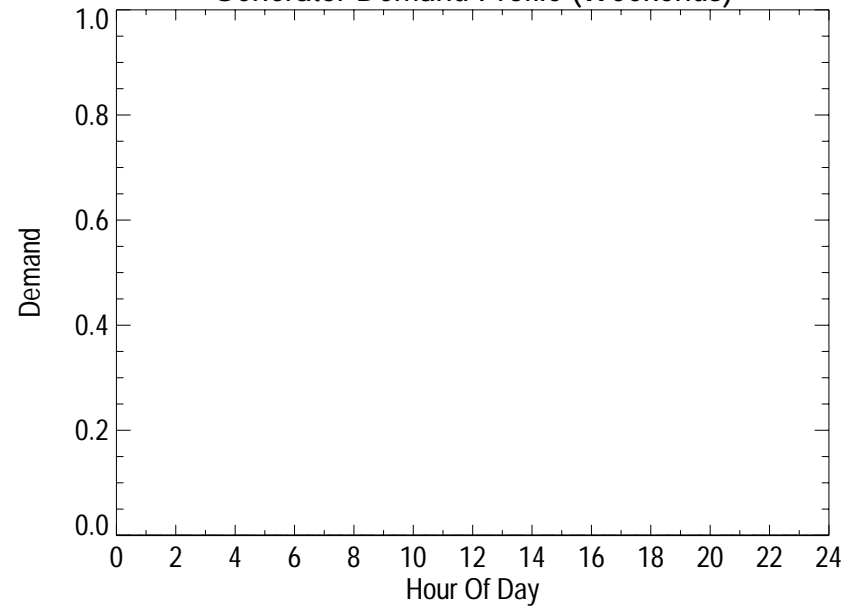
Facility Demand Profile (Weekdays)



Utility Purchased Demand Profile (Weekends)



Generator Demand Profile (Weekends)



Facility Demand Profile (Weekends)

