

**GENERATOR, FACILITY AND METER POWER SUMMARY**

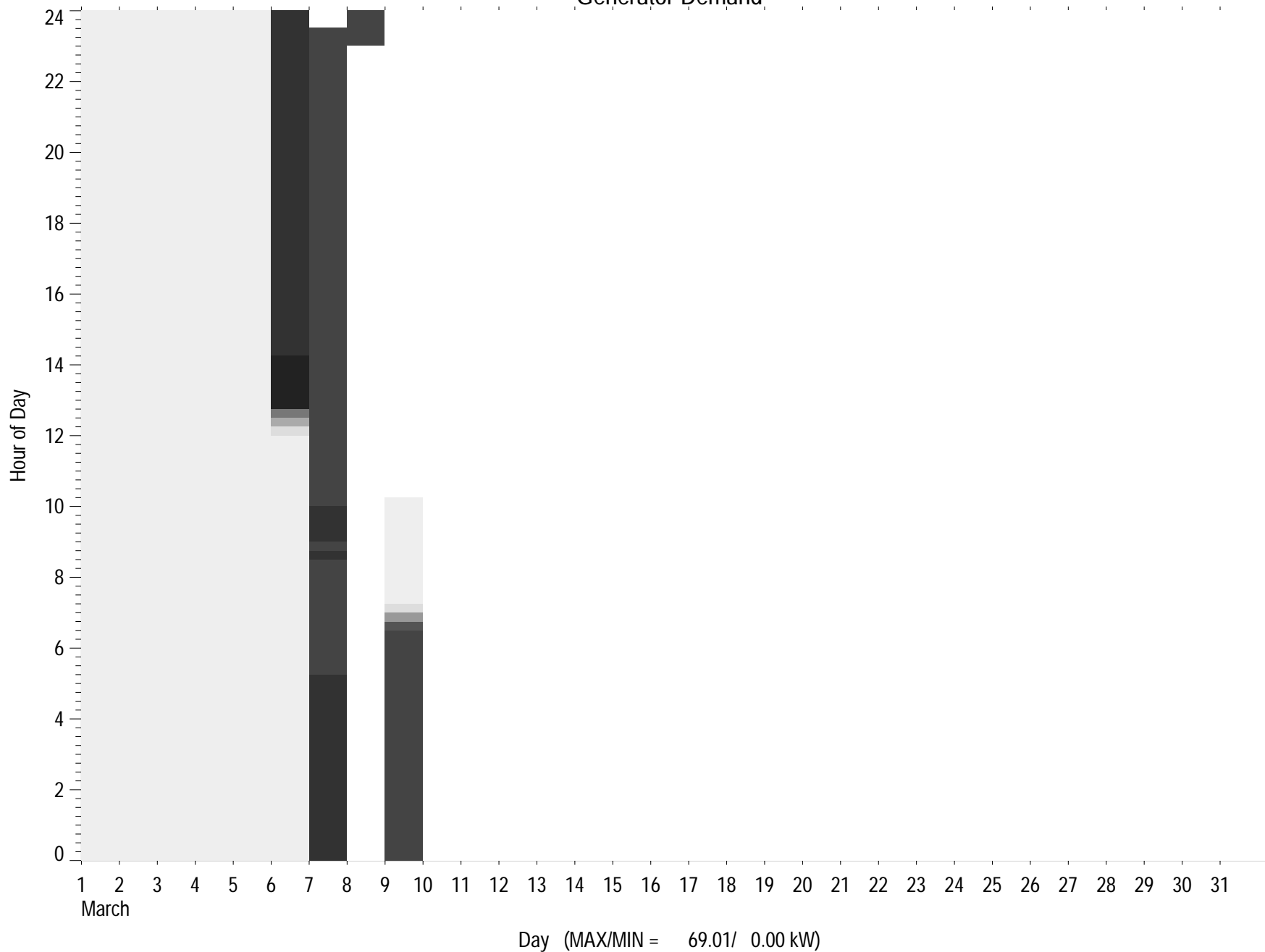
Ten West 66th St. Corp.

03/01/09 to 03/31/09

Date	Good Data (%)	Utility Purchased Electricity (kWh)	Total Generator Electricity (kWh)	Total Facility Electricity (kWh)	Utility Purchased Demand (Peak kW)	Net Facility Demand (Peak kW)
03/01/09	100.00	5490.00	0.00	5490.00	302.15	302.15
03/02/09	100.00	7190.00	0.00	7190.00	406.10	406.10
03/03/09	100.00	7550.00	0.00	7550.00	439.53	439.53
03/04/09	100.00	7160.00	0.00	7160.00	400.73	400.73
03/05/09	100.00	6170.00	0.00	6170.00	355.13	355.13
03/06/09	100.00	4161.72	728.28	4890.00	256.90	266.69
03/07/09	97.92	1727.16	1362.84	3090.00	125.37	186.15
03/08/09	3.13	26.97	57.23	70.00	60.37	117.66
03/09/09	42.71	711.89	398.11	1110.00	165.75	165.75
03/10/09	0.00	-	-	-	-	-
03/11/09	0.00	-	-	-	-	-
03/12/09	0.00	-	-	-	-	-
03/13/09	0.00	-	-	-	-	-
03/14/09	0.00	-	-	-	-	-
03/15/09	0.00	-	-	-	-	-
03/16/09	0.00	-	-	-	-	-
03/17/09	0.00	-	-	-	-	-
03/18/09	0.00	-	-	-	-	-
03/19/09	0.00	-	-	-	-	-
03/20/09	0.00	-	-	-	-	-
03/21/09	0.00	-	-	-	-	-
03/22/09	0.00	-	-	-	-	-
03/23/09	0.00	-	-	-	-	-
03/24/09	0.00	-	-	-	-	-
03/25/09	0.00	-	-	-	-	-
03/26/09	0.00	-	-	-	-	-
03/27/09	0.00	-	-	-	-	-
03/28/09	0.00	-	-	-	-	-
03/29/09	0.00	-	-	-	-	-
03/30/09	0.00	-	-	-	-	-
03/31/09	0.00	-	-	-	-	-
<b>Total</b>	<b>23.99</b>	<b>40187.74</b>	<b>2546.46</b>	<b>42720.00</b>	<b>439.53</b>	<b>439.53</b>

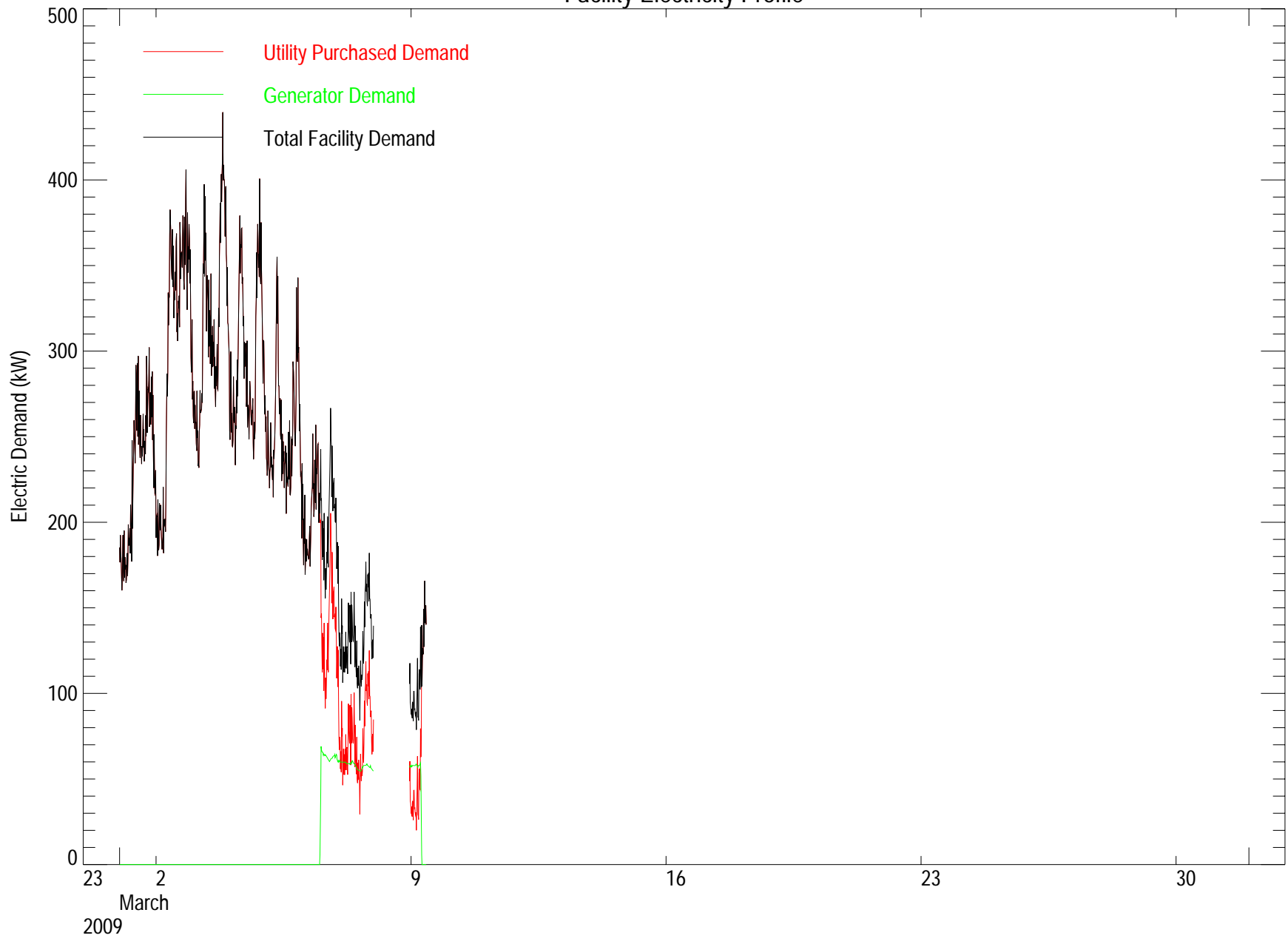


# Generator Demand

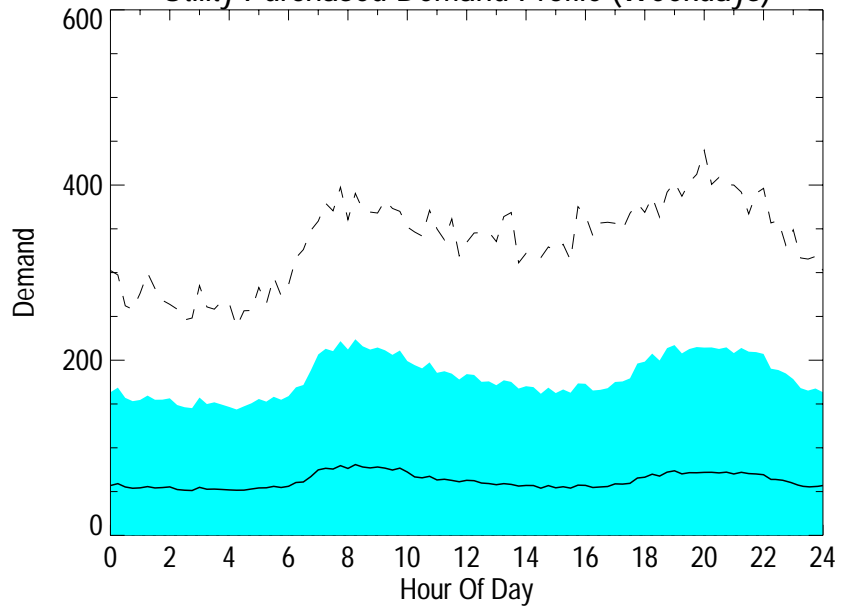




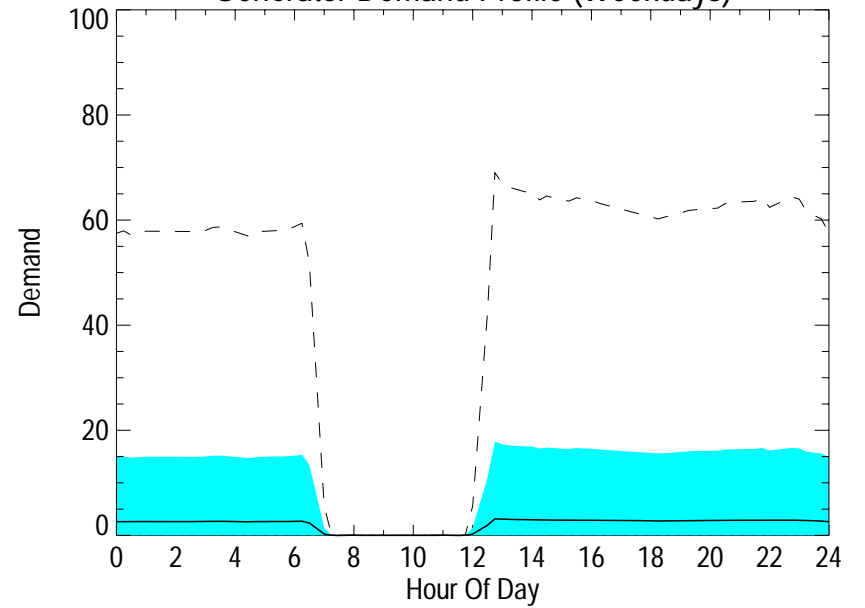
# Facility Electricity Profile



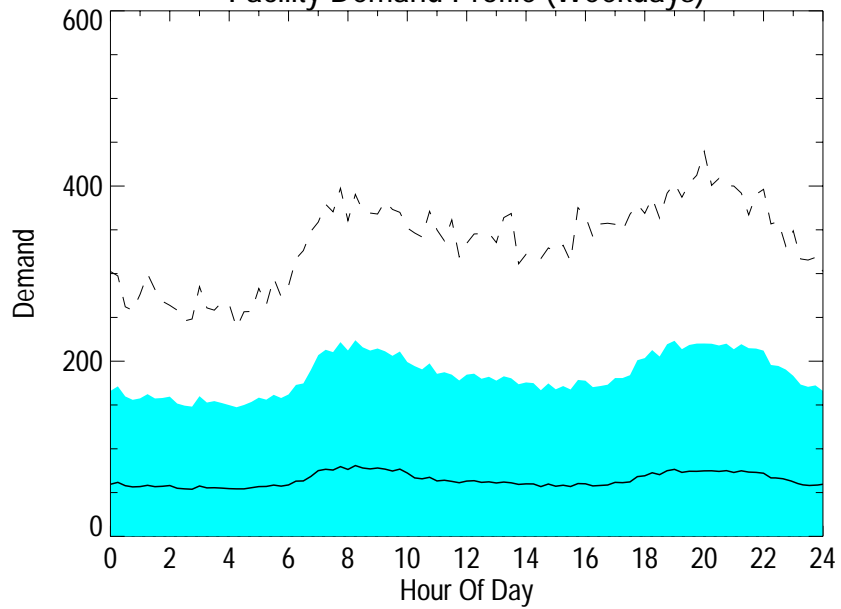
Utility Purchased Demand Profile (Weekdays)



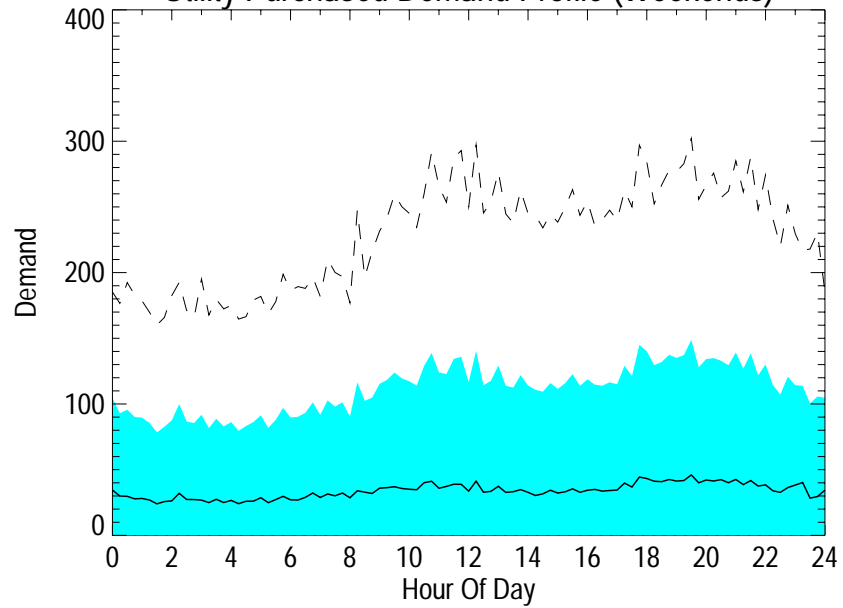
Generator Demand Profile (Weekdays)



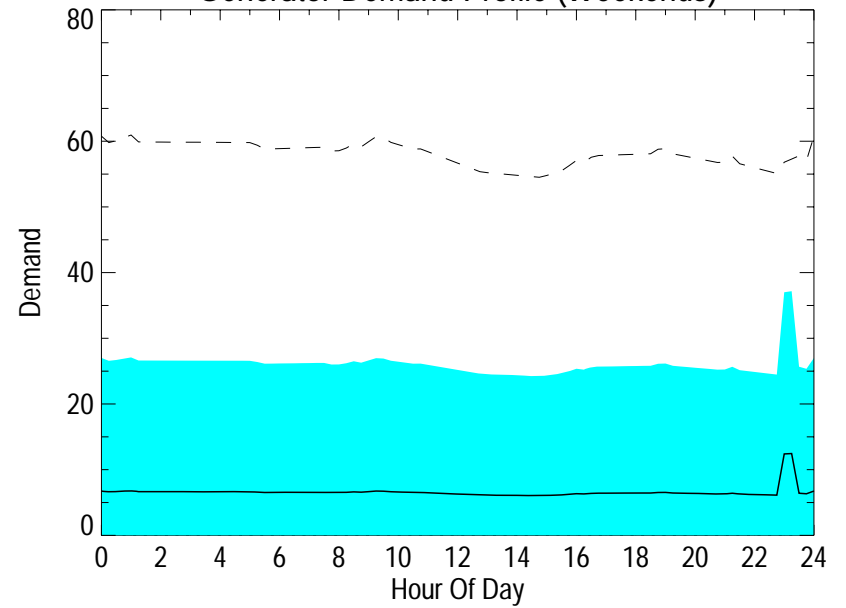
Facility Demand Profile (Weekdays)



Utility Purchased Demand Profile (Weekends)



Generator Demand Profile (Weekends)



Facility Demand Profile (Weekends)

