


GENERATOR, FACILITY AND METER POWER SUMMARY

Sea Rise 1, Brooklyn, NY

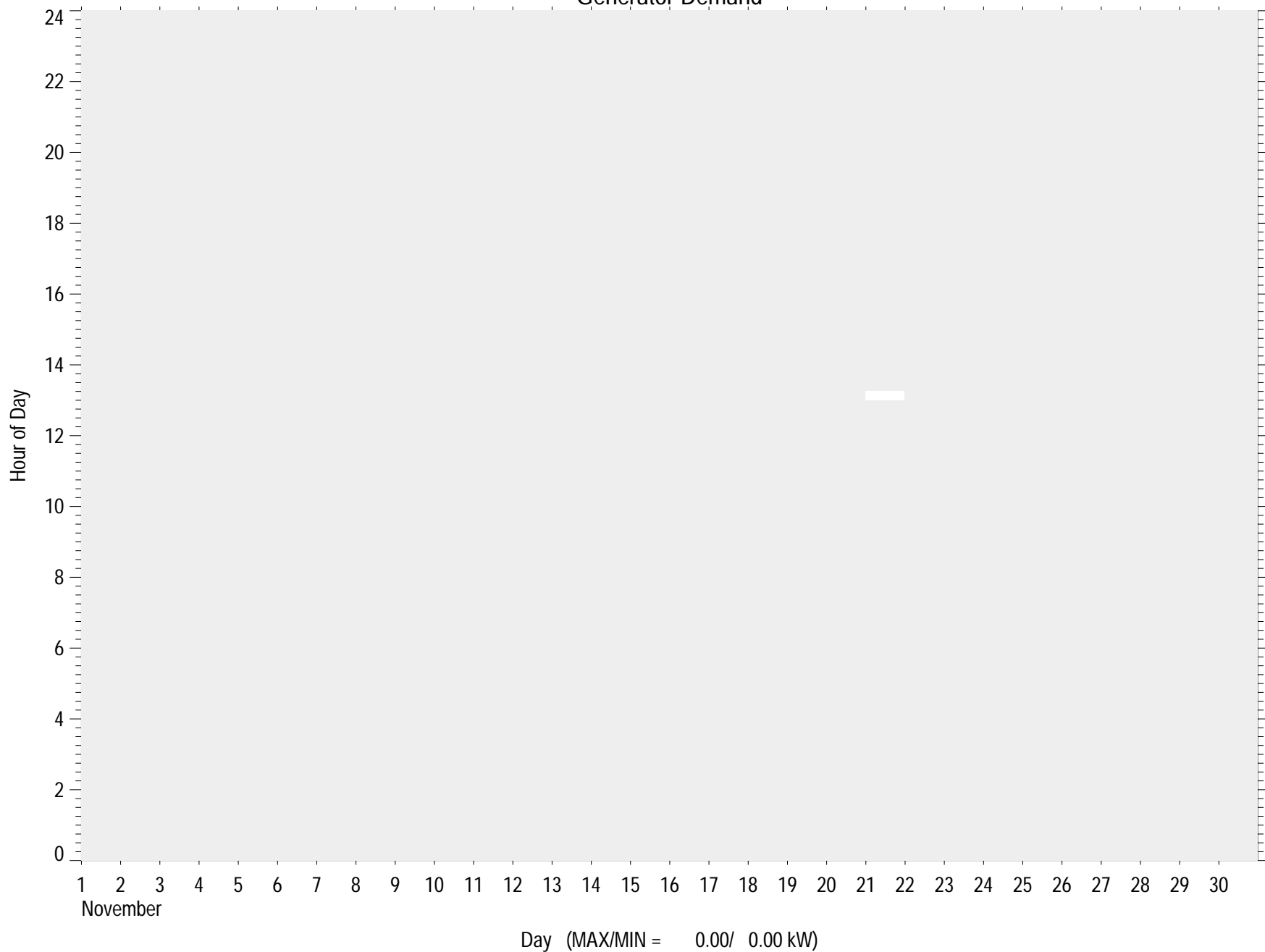
11/01/06 to 11/30/06

Date	Good Data (%)	Utility Purchased Electricity (kWh)	Total Generator Electricity (kWh)	Total Facility Electricity (kWh)	Utility Purchased Demand (Peak kW)	Net Facility Demand (Peak kW)
11/01/06	0.00	6447.00	-	-	383.40	383.40
11/02/06	0.00	6810.00	-	-	400.40	400.40
11/03/06	0.00	6559.00	-	-	343.21	343.21
11/04/06	0.00	7234.00	-	-	400.40	400.40
11/05/06	0.00	7329.00	-	-	396.01	396.01
11/06/06	0.00	6927.00	-	-	387.91	387.91
11/07/06	1.04	6827.00	0.00	82.00	346.61	346.61
11/08/06	5.21	6707.00	0.00	417.00	350.23	350.23
11/09/06	6.25	5662.00	0.00	438.00	330.61	330.61
11/10/06	11.46	5580.00	0.00	775.00	320.26	320.26
11/11/06	0.00	6523.00	-	-	346.20	346.20
11/12/06	0.00	7109.00	-	-	409.99	409.99
11/13/06	0.00	6508.00	-	-	346.80	346.80
11/14/06	0.00	5832.00	-	-	317.92	317.92
11/15/06	0.00	5915.00	-	-	322.54	322.54
11/16/06	0.00	5964.00	-	-	342.67	342.67
11/17/06	0.00	5804.00	-	-	333.51	333.51
11/18/06	0.00	7342.00	-	-	399.43	399.43
11/19/06	0.00	7522.00	-	-	398.12	398.12
11/20/06	0.00	6722.00	-	-	356.79	356.79
11/21/06	1.04	6759.00	0.00	78.00	379.31	379.31
11/22/06	0.00	7096.00	-	-	419.88	419.88
11/23/06	0.00	8676.00	-	-	415.72	415.72
11/24/06	0.00	6691.00	-	-	359.62	359.62
11/25/06	80.21	7883.00	0.00	6711.00	423.99	423.99
11/26/06	100.00	8094.00	0.00	8094.00	439.01	439.01
11/27/06	32.29	6459.00	0.00	2350.00	346.64	346.64
11/28/06	0.00	5942.00	-	-	361.50	361.50
11/29/06	0.00	5759.00	-	-	346.51	346.51
11/30/06	0.00	5579.00	-	-	313.30	313.30
Total	7.92	200261.00	0.00	18945.00	439.01	439.01


Utility Purchased Demand



Generator Demand

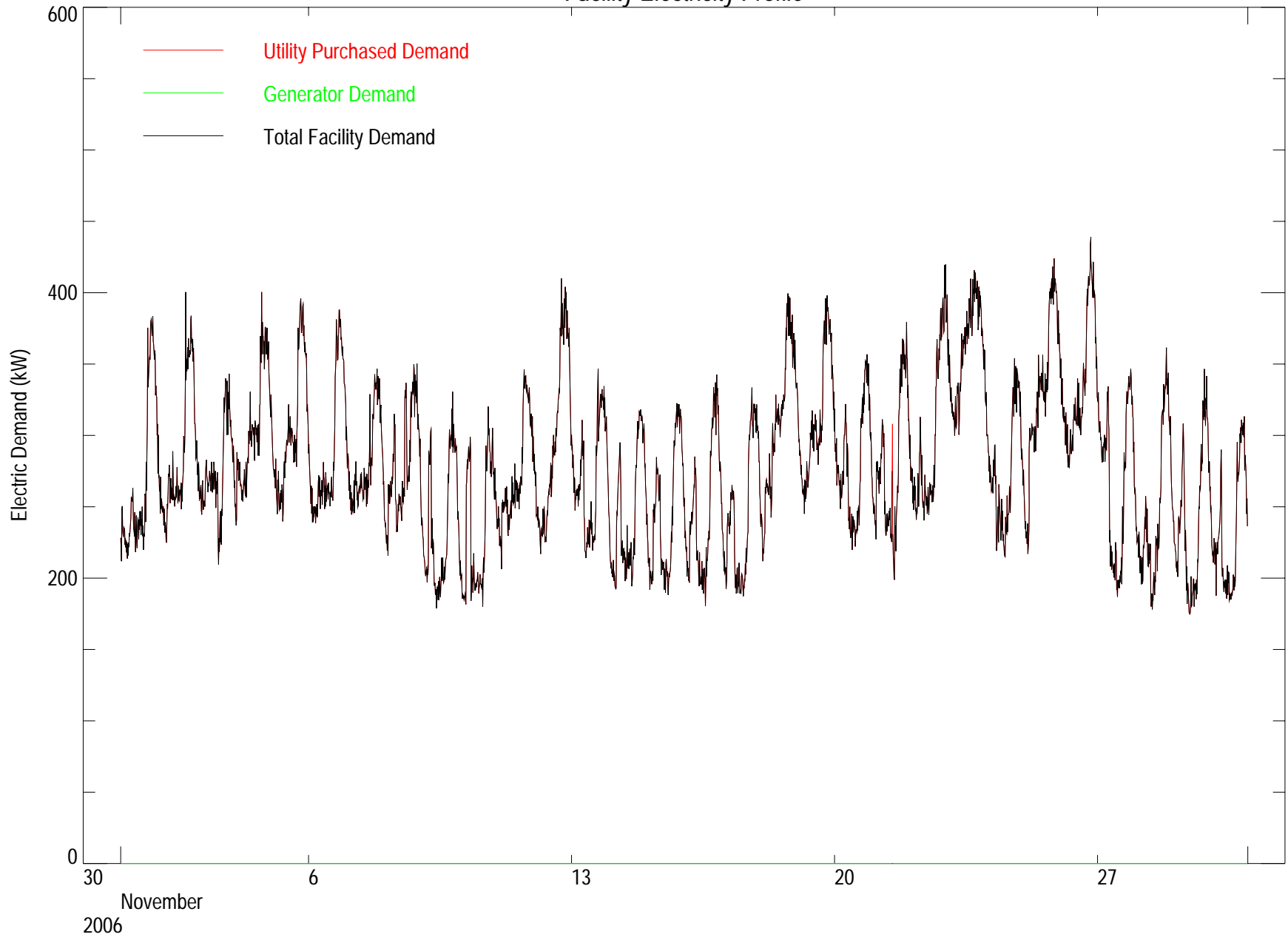


Total Facility Demand

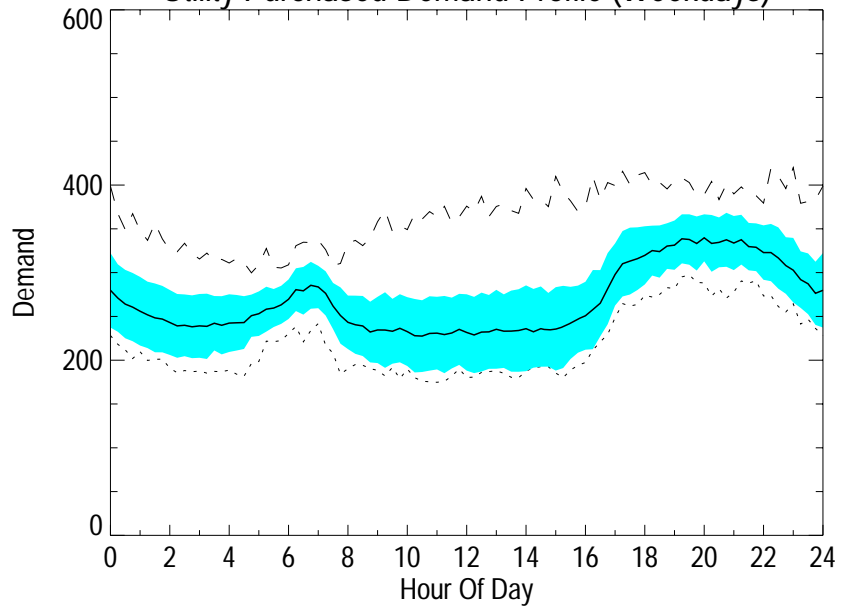


Day (MAX/MIN = 439.01/ 174.81 kW)

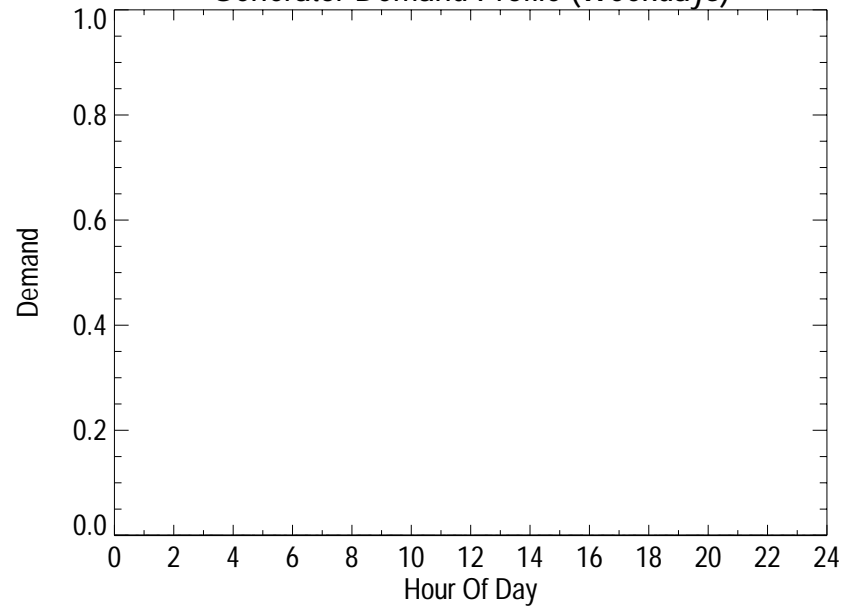
Facility Electricity Profile



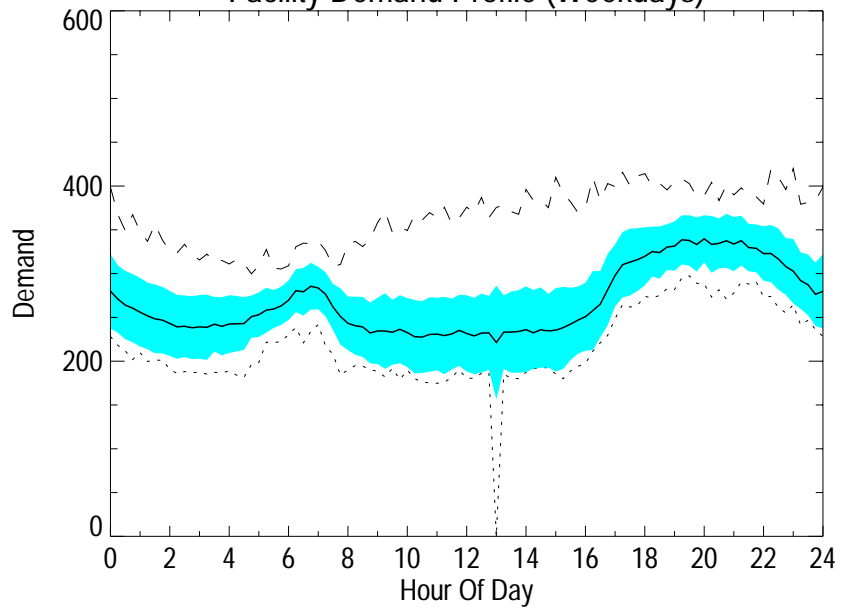
Utility Purchased Demand Profile (Weekdays)



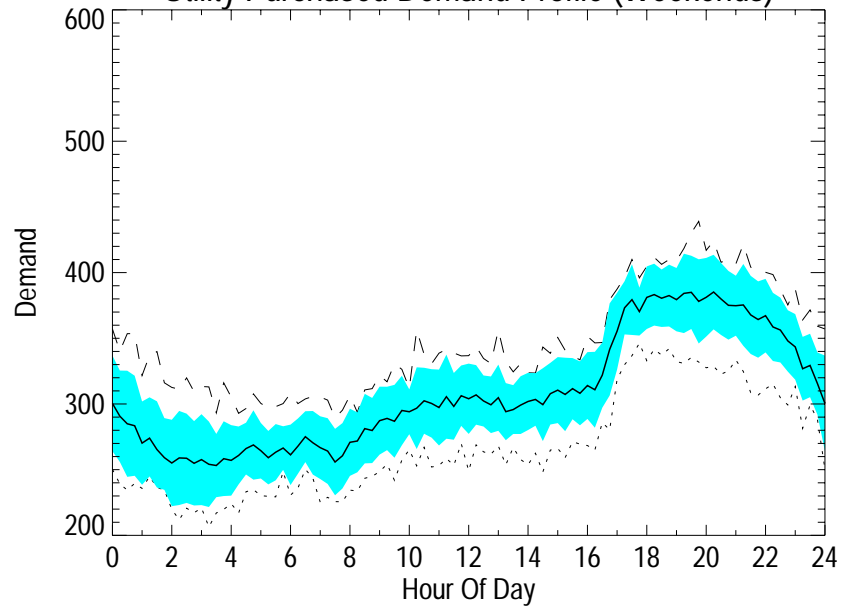
Generator Demand Profile (Weekdays)



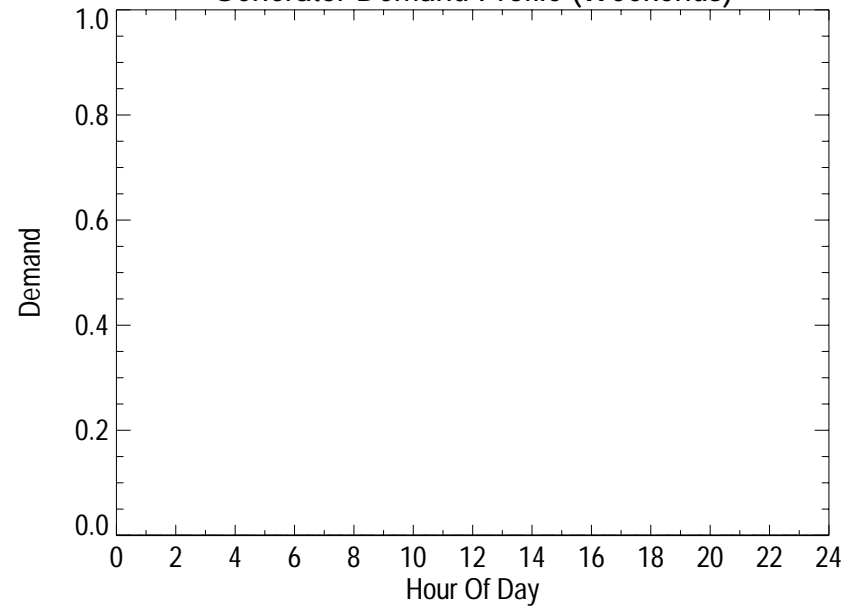
Facility Demand Profile (Weekdays)



Utility Purchased Demand Profile (Weekends)



Generator Demand Profile (Weekends)



Facility Demand Profile (Weekends)

