


GENERATOR, FACILITY AND METER POWER SUMMARY

Sea Rise 1, Brooklyn, NY

12/01/06 to 12/31/06

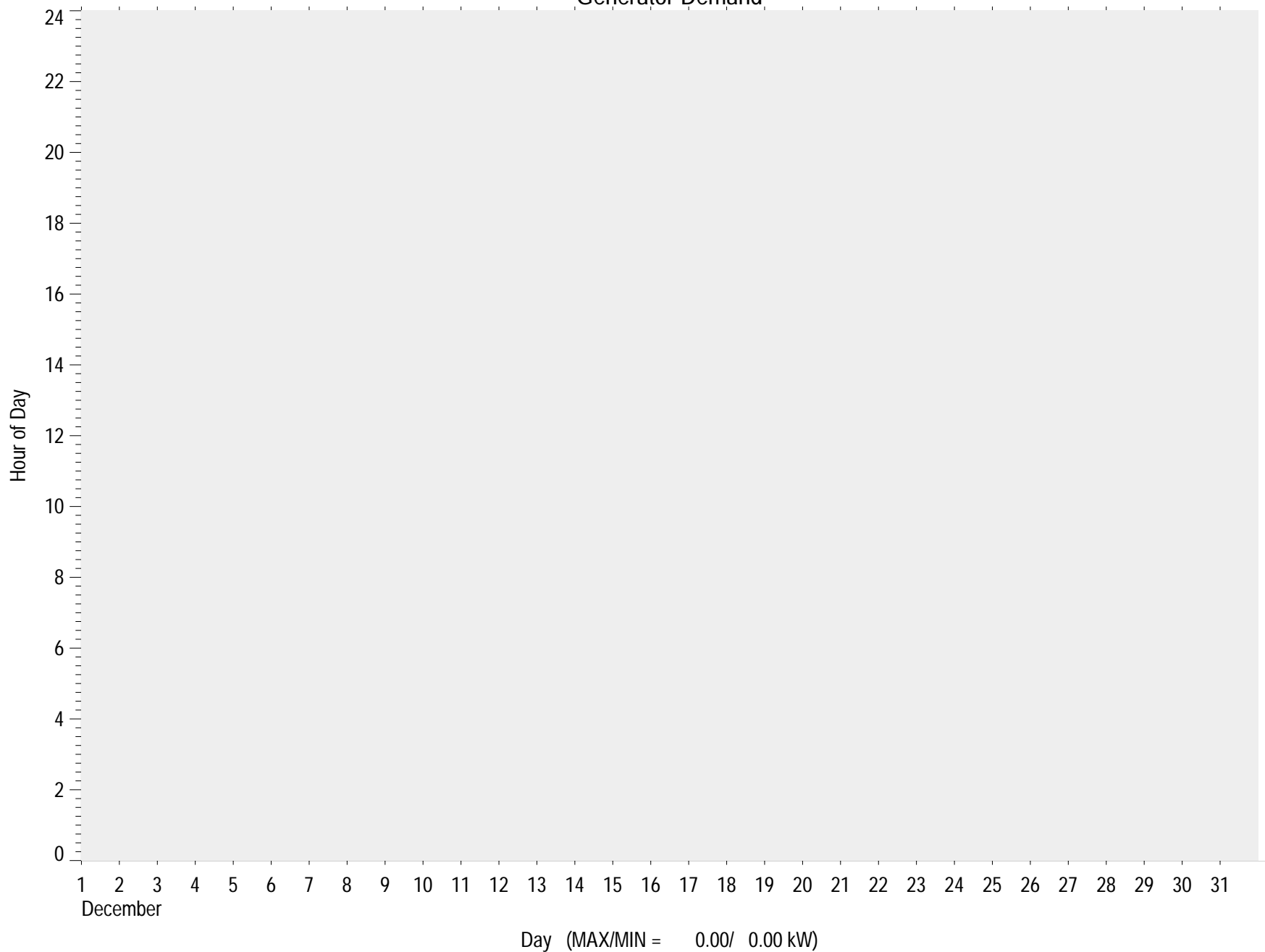
Date	Good Data (%)	Utility Purchased Electricity (kWh)	Total Generator Electricity (kWh)	Total Facility Electricity (kWh)	Utility Purchased Demand (Peak kW)	Net Facility Demand (Peak kW)
12/01/06	0.00	5694.00	-	-	333.26	333.26
12/02/06	0.00	7280.00	-	-	398.20	398.20
12/03/06	0.00	7424.00	-	-	406.88	406.88
12/04/06	0.00	6791.00	-	-	376.35	376.35
12/05/06	0.00	7037.00	-	-	383.40	383.40
12/06/06	0.00	6670.00	-	-	361.08	361.08
12/07/06	0.00	6561.00	-	-	364.39	364.39
12/08/06	0.00	7995.00	-	-	434.31	434.31
12/09/06	0.00	8435.00	-	-	437.30	437.30
12/10/06	0.00	7860.00	-	-	409.56	409.56
12/11/06	0.00	6620.00	-	-	370.40	370.40
12/12/06	0.00	6500.00	-	-	367.78	367.78
12/13/06	0.00	6469.00	-	-	367.29	367.29
12/14/06	0.00	6340.00	-	-	363.99	363.99
12/15/06	0.00	6176.00	-	-	346.51	346.51
12/16/06	0.00	7007.00	-	-	387.49	387.49
12/17/06	0.00	7030.00	-	-	403.30	403.30
12/18/06	0.00	6521.00	-	-	367.69	367.69
12/19/06	0.00	6498.00	-	-	375.41	375.41
12/20/06	0.00	6560.00	-	-	374.80	374.80
12/21/06	0.00	6684.00	-	-	366.30	366.30
12/22/06	4.17	6983.00	0.00	335.00	370.10	370.10
12/23/06	0.00	7281.00	-	-	387.89	387.89
12/24/06	0.00	7513.00	-	-	424.51	424.51
12/25/06	0.00	7788.00	-	-	439.01	439.01
12/26/06	0.00	6794.00	-	-	367.69	367.69
12/27/06	0.00	6509.00	-	-	423.99	423.99
12/28/06	14.58	6746.00	0.00	1126.00	369.70	369.70
12/29/06	2.08	6366.00	0.00	136.00	355.25	355.25
12/30/06	2.08	6586.00	0.00	143.00	351.80	351.80
12/31/06	4.17	6744.00	0.00	281.00	383.60	383.60
Total	0.87	213462.00	0.00	2021.00	439.01	439.01

Utility Purchased Demand




Day (MAX/MIN = 439.01/ 177.50 kW)

Generator Demand

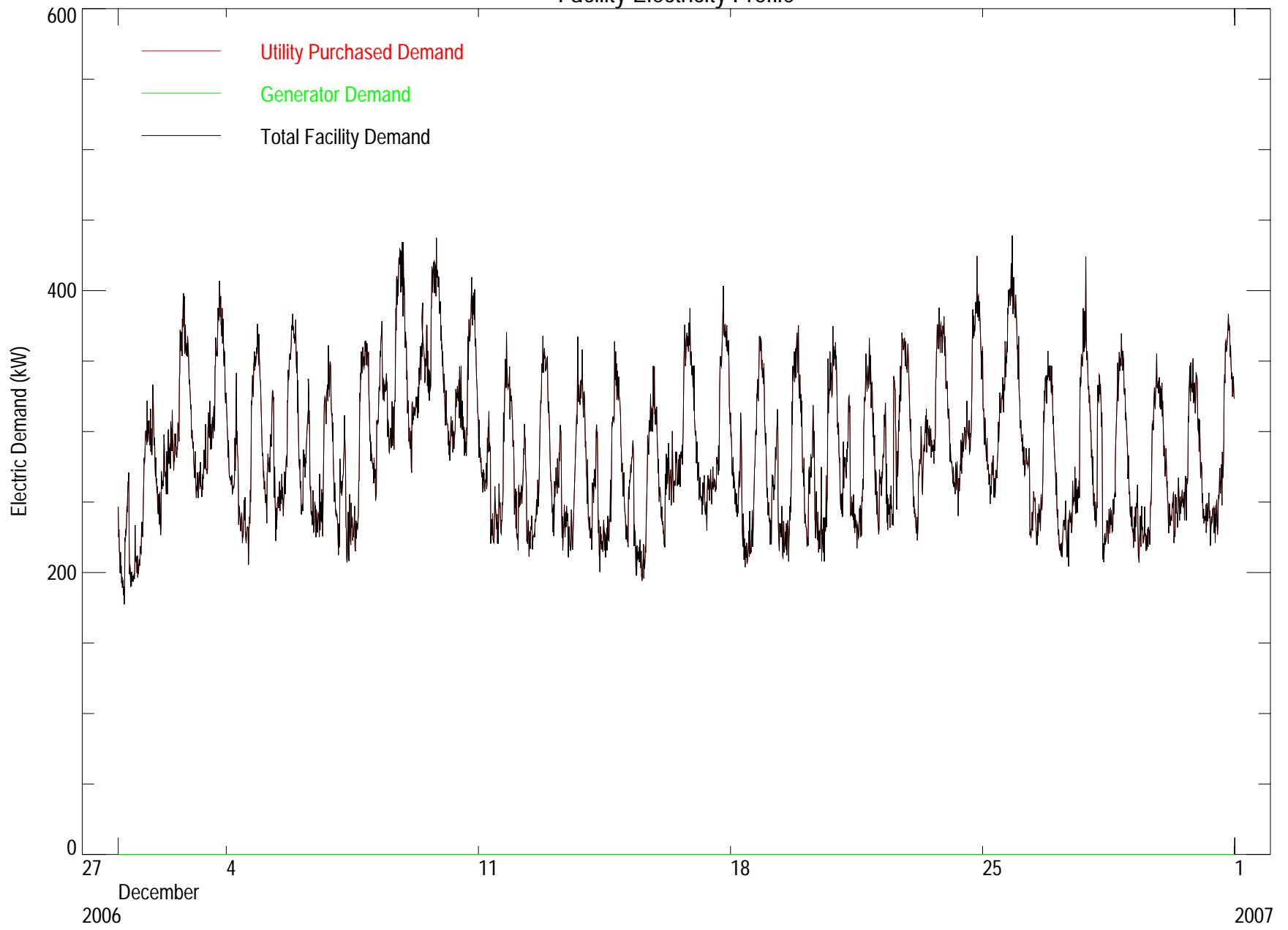


Total Facility Demand

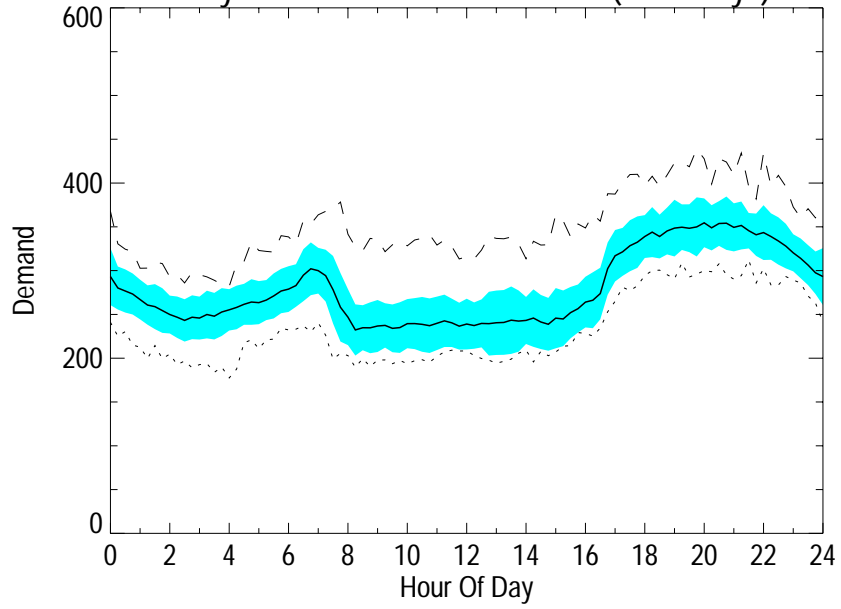


Day (MAX/MIN = 439.01/ 177.50 kW)

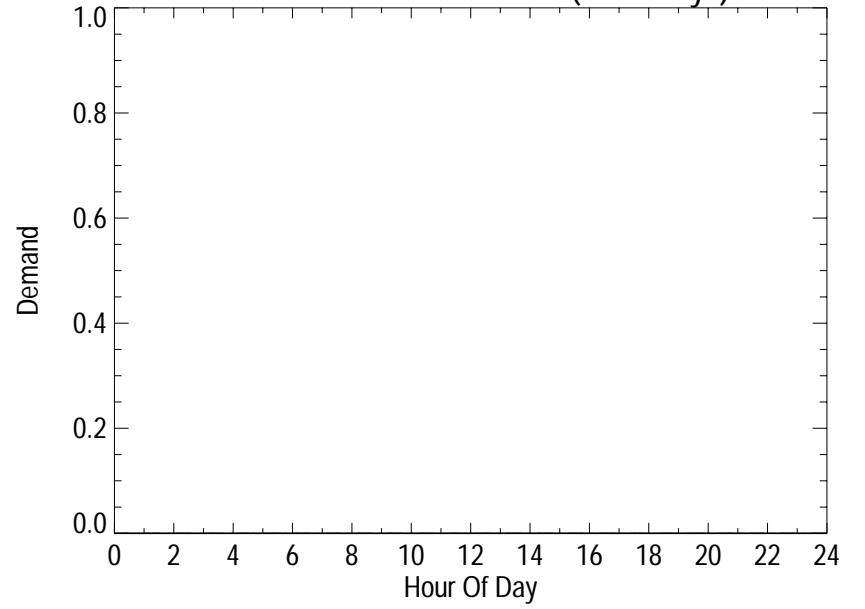
Facility Electricity Profile



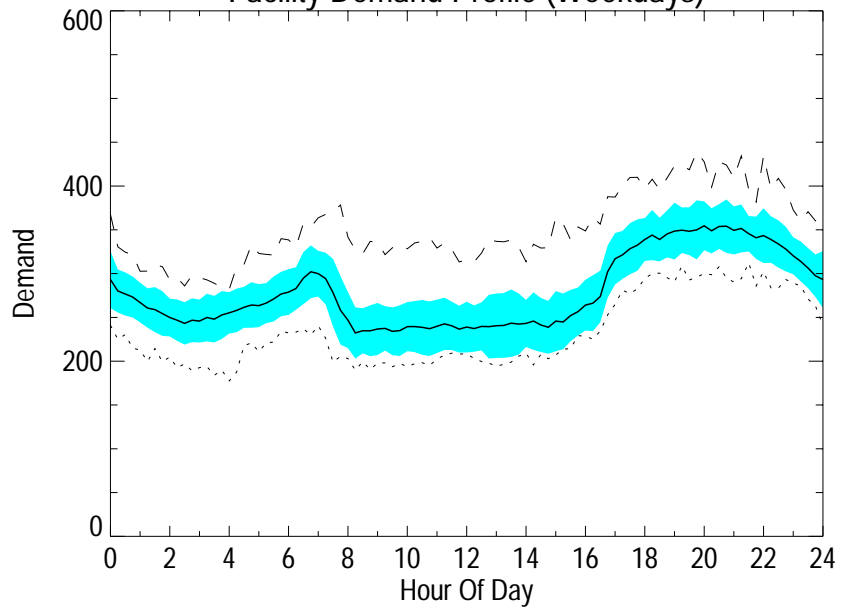
Utility Purchased Demand Profile (Weekdays)



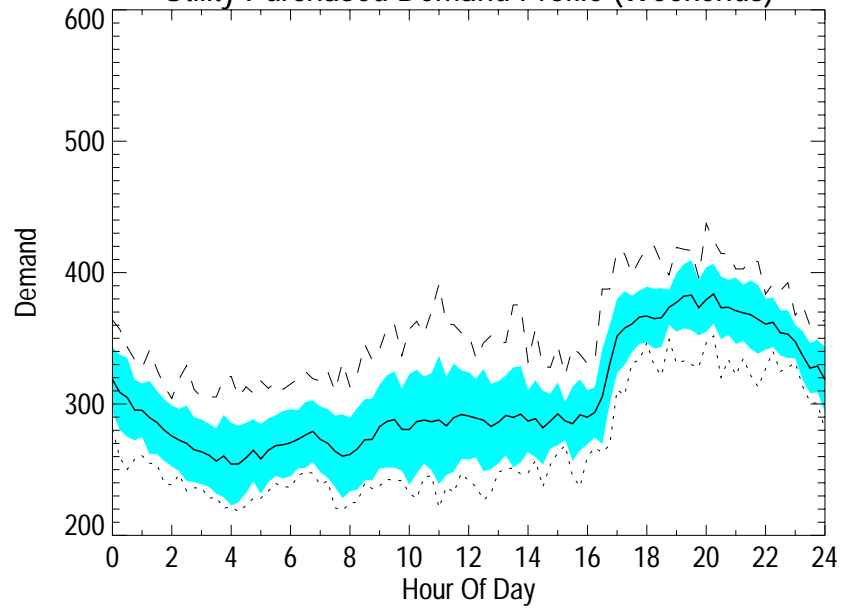
Generator Demand Profile (Weekdays)



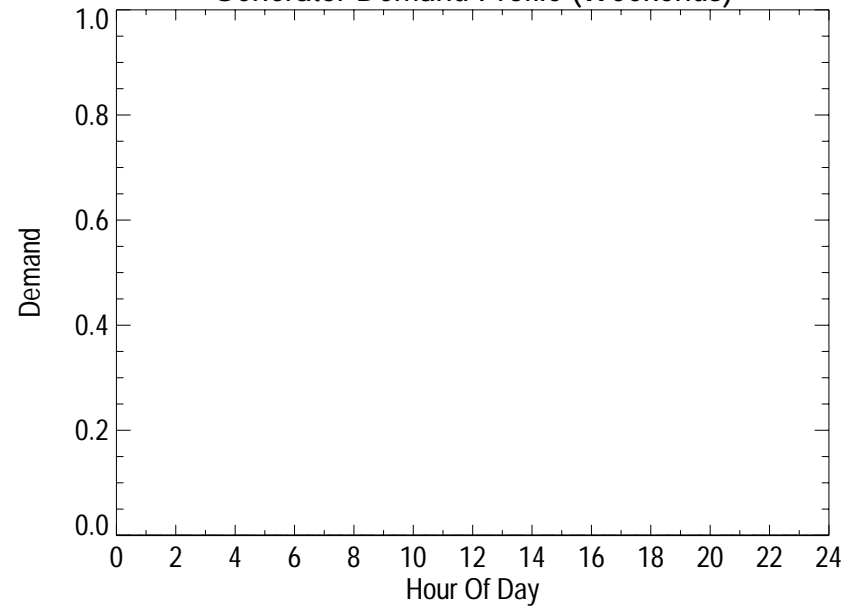
Facility Demand Profile (Weekdays)



Utility Purchased Demand Profile (Weekends)



Generator Demand Profile (Weekends)



Facility Demand Profile (Weekends)

