

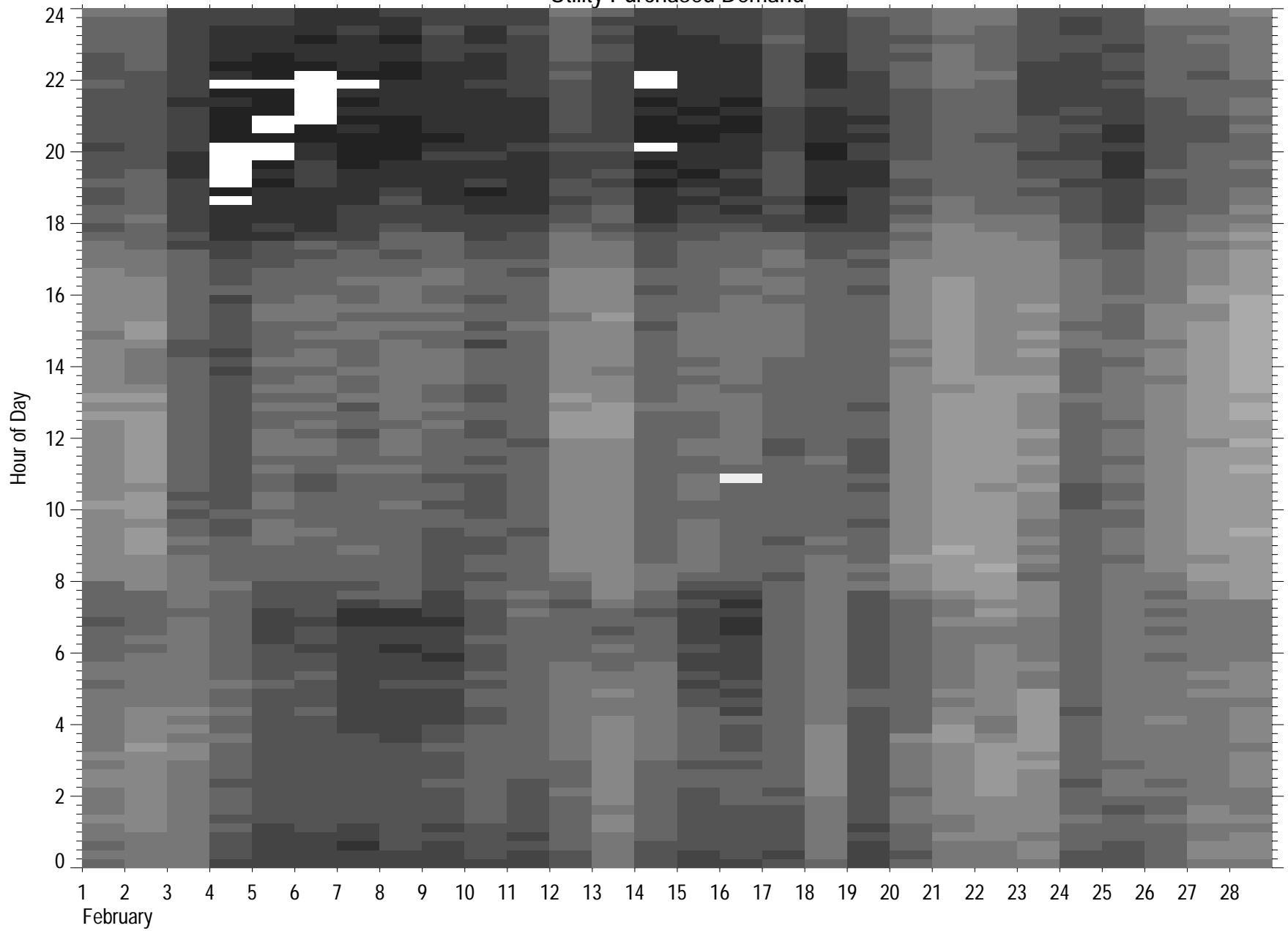
**GENERATOR, FACILITY AND METER POWER SUMMARY**

Sea Rise 1, Brooklyn, NY

02/01/07 to 02/28/07

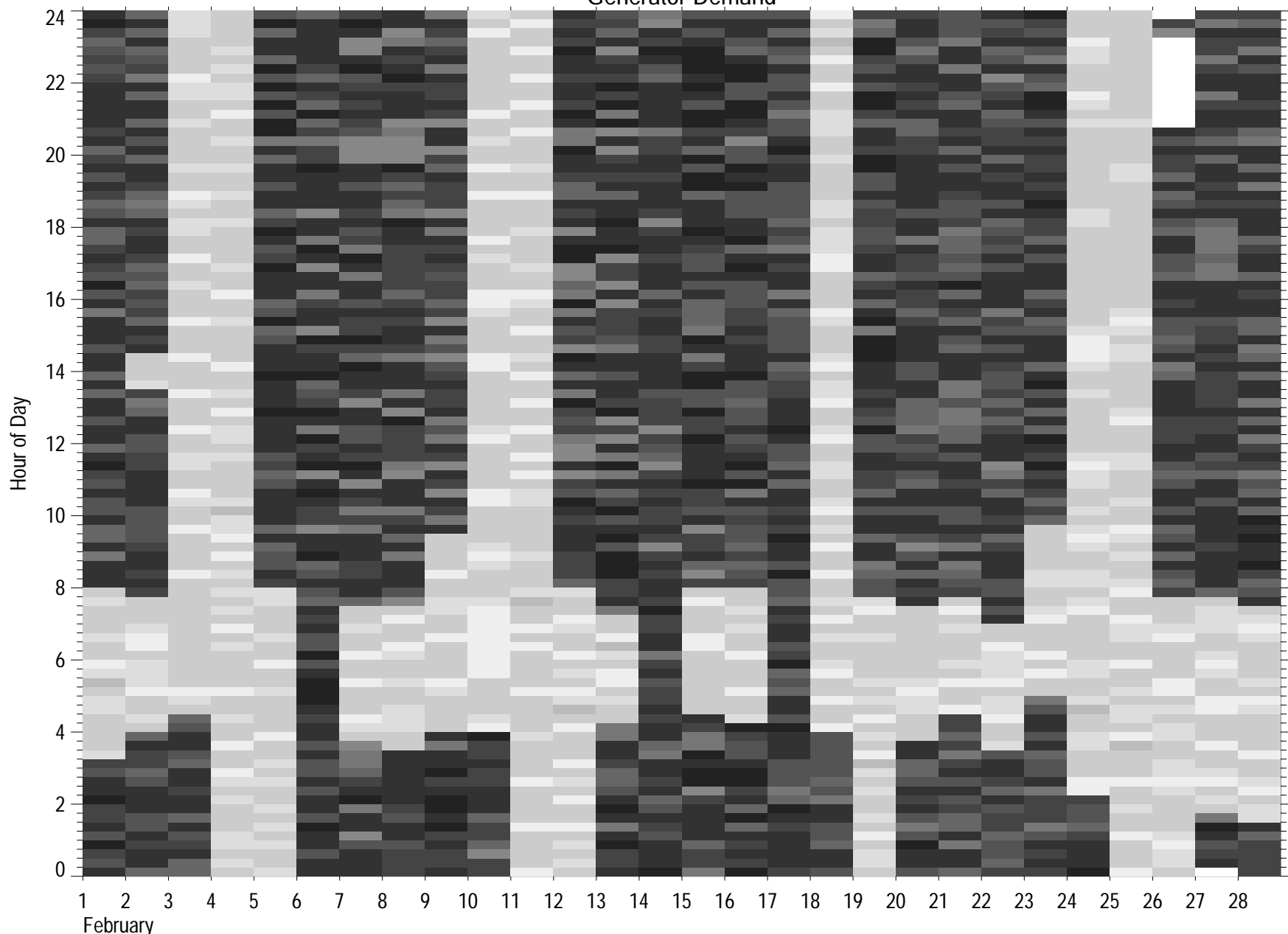
Date	Good Data (%)	Utility Purchased Electricity (kWh)	Total Generator Electricity (kWh)	Total Facility Electricity (kWh)	Utility Purchased Demand (Peak kW)	Net Facility Demand (Peak kW)
02/01/07	100.00	7420.00	1875.40	9295.40	403.37	481.09
02/02/07	100.00	7110.00	1839.90	8949.90	375.55	467.67
02/03/07	100.00	8430.00	1219.20	9649.20	453.57	495.45
02/04/07	96.88	8980.00	1026.70	9974.60	487.81	531.96
02/05/07	97.92	9070.00	1748.09	10773.69	493.90	586.98
02/06/07	97.92	8960.00	2133.41	11049.00	487.11	582.11
02/07/07	97.92	9070.00	1932.59	10958.49	496.27	580.90
02/08/07	100.00	9210.00	1915.20	11125.20	487.11	581.70
02/09/07	100.00	9200.00	1841.90	11041.90	480.61	574.21
02/10/07	100.00	9170.00	1203.00	10373.00	474.45	513.89
02/11/07	100.00	8870.00	1025.80	9895.80	450.61	492.41
02/12/07	100.00	7620.00	1729.80	9349.80	419.11	500.62
02/13/07	100.00	7340.00	1989.70	9329.70	416.48	512.75
02/14/07	98.96	8760.00	2083.80	10821.80	499.52	594.52
02/15/07	100.00	8990.00	1953.00	10943.00	486.24	583.48
02/16/07	100.00	9020.00	1948.00	10968.00	477.11	573.97
02/17/07	100.00	8430.00	2105.00	10535.00	420.58	507.76
02/18/07	100.00	8470.00	1185.00	9655.00	488.82	535.89
02/19/07	100.00	9060.00	1759.00	10819.00	441.91	535.86
02/20/07	100.00	7470.00	1903.00	9373.00	395.30	475.91
02/21/07	100.00	6560.00	1922.00	8482.00	344.57	432.81
02/22/07	100.00	6570.00	1897.00	8467.00	361.22	448.72
02/23/07	100.00	7070.00	1876.00	8946.00	407.14	503.10
02/24/07	100.00	8490.00	1126.00	9616.00	421.53	476.34
02/25/07	100.00	8300.00	1017.00	9317.00	463.66	507.29
02/26/07	88.54	6410.00	1462.00	7872.00	390.05	484.09
02/27/07	98.96	6710.00	1781.00	8491.00	368.45	461.47
02/28/07	100.00	6300.00	1821.00	8121.00	356.32	451.12
Total	99.18	227060.00	47319.50	274192.50	499.52	594.52

# Utility Purchased Demand



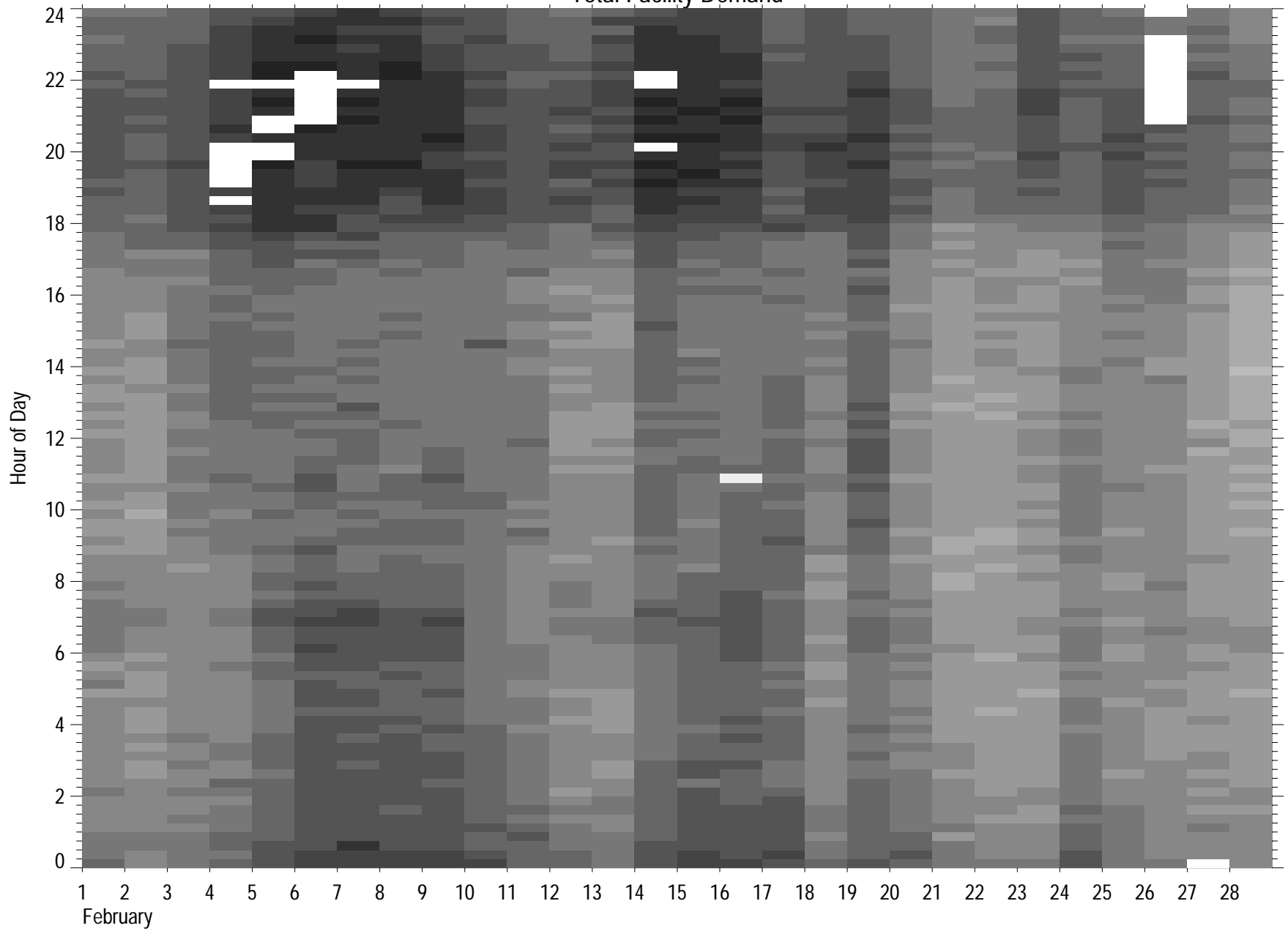
Day (MAX/MIN = 499.52/ 25.44 kW)

# Generator Demand



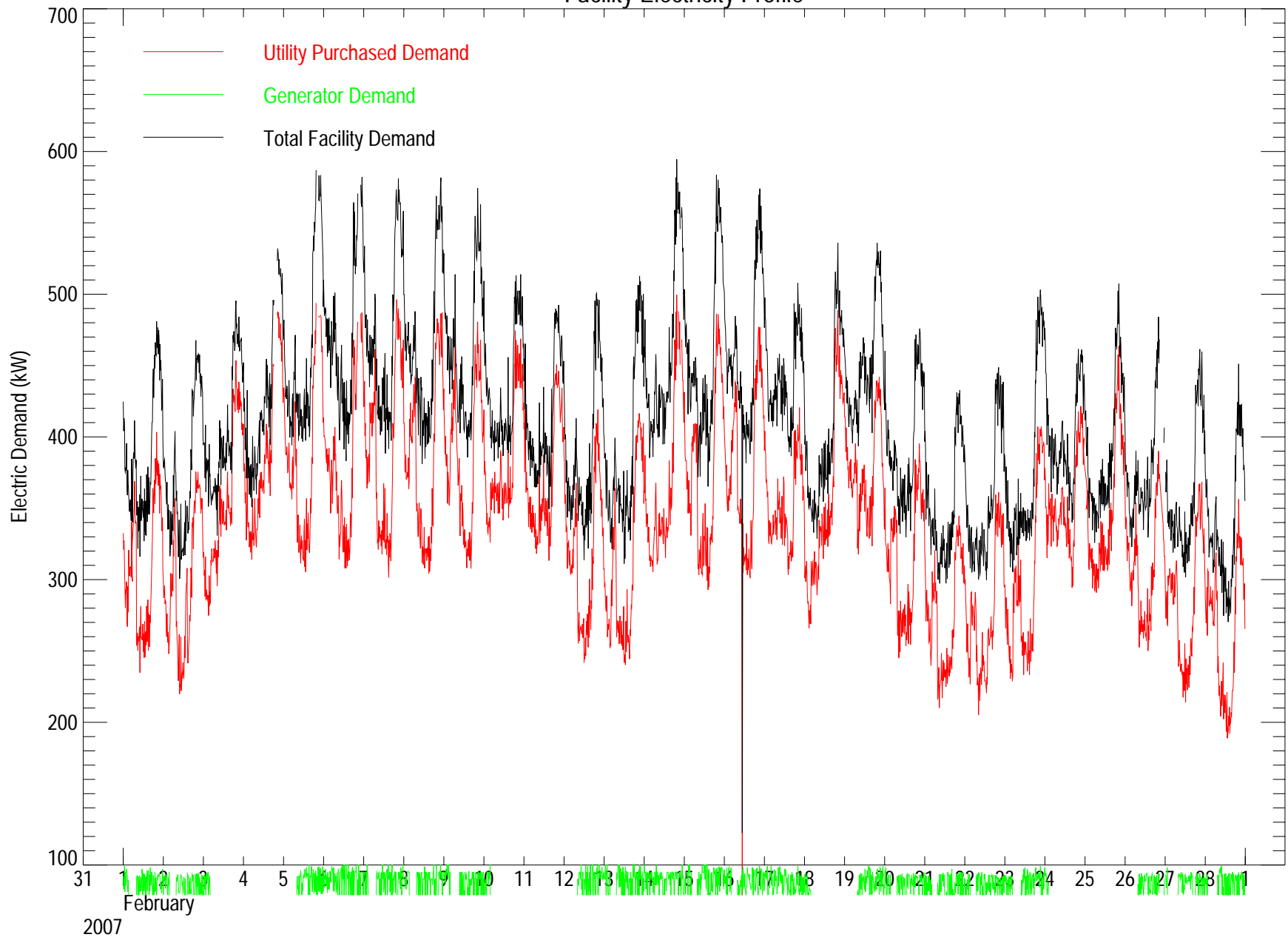
Day (MAX/MIN = 100.60/ 31.60 kW)

# Total Facility Demand

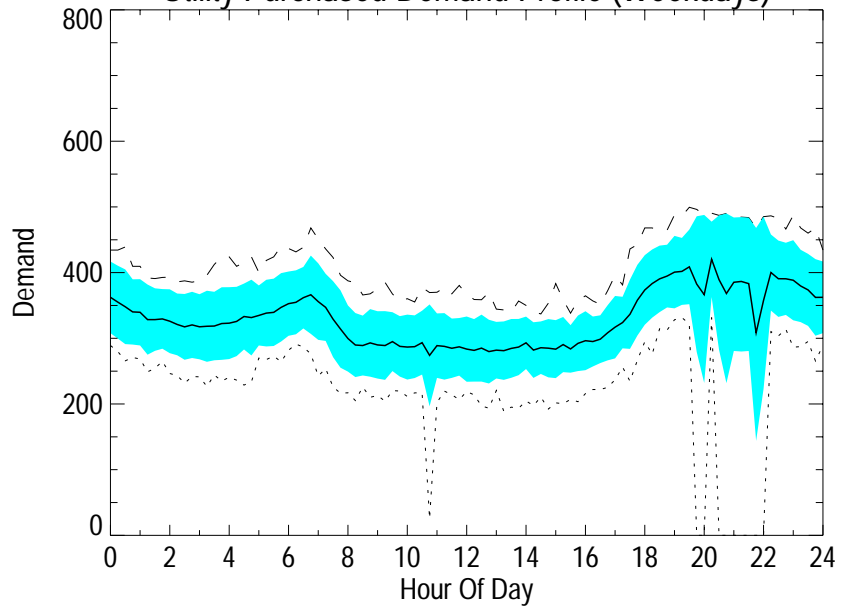


Day (MAX/MIN = 594.52/ 122.56 kW)

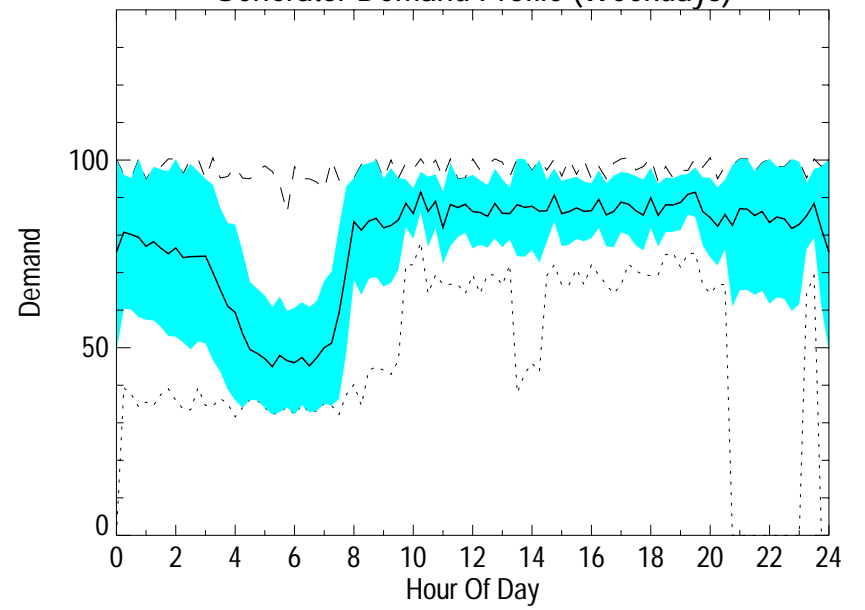
# Facility Electricity Profile



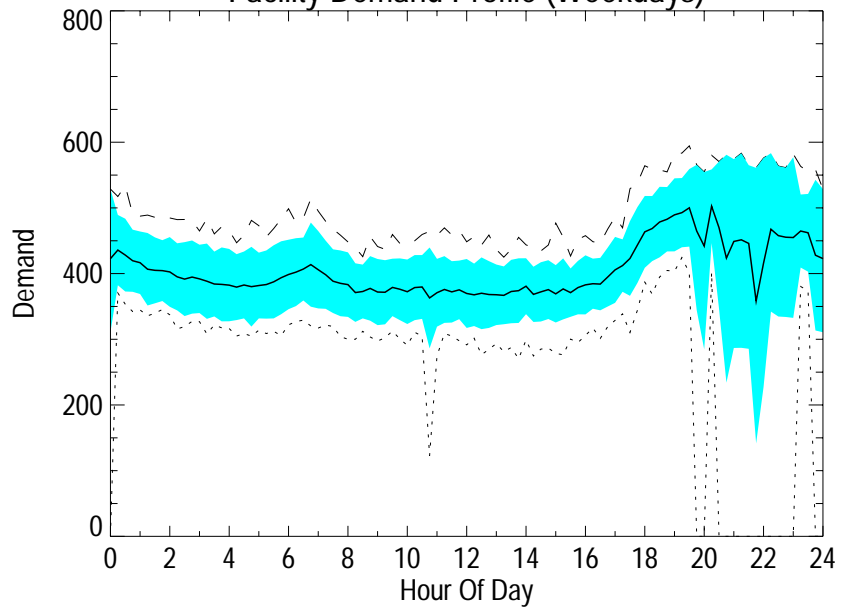
Utility Purchased Demand Profile (Weekdays)



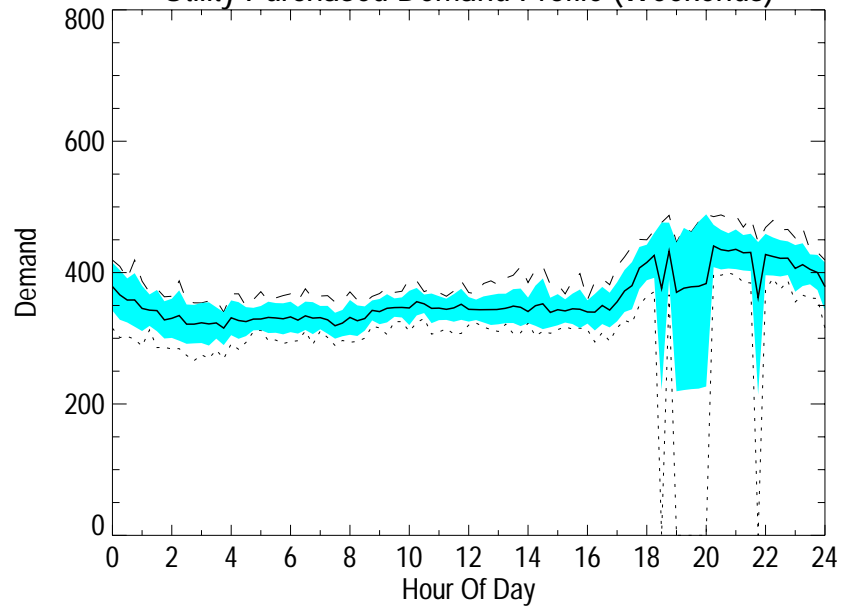
Generator Demand Profile (Weekdays)



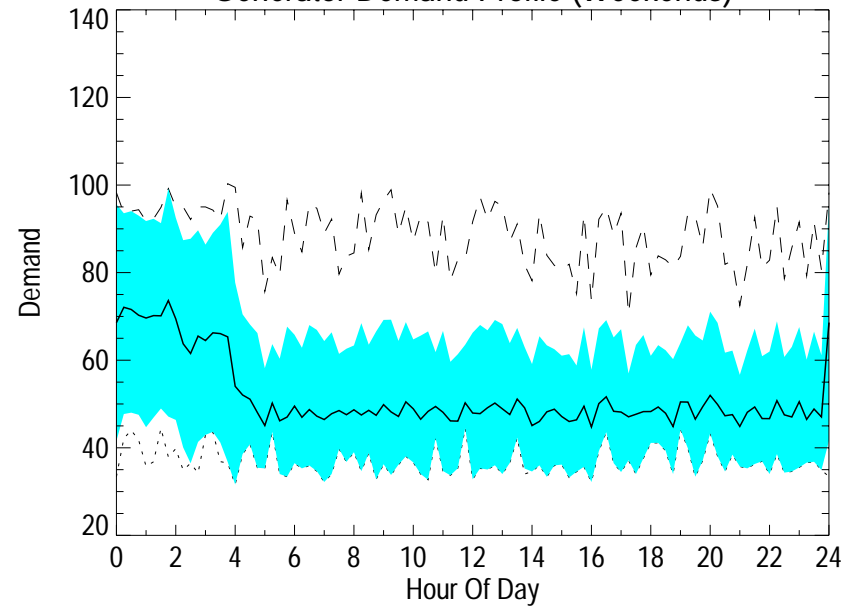
Facility Demand Profile (Weekdays)



Utility Purchased Demand Profile (Weekends)



Generator Demand Profile (Weekends)



Facility Demand Profile (Weekends)

