


GENERATOR, FACILITY AND METER POWER SUMMARY

Sea Rise 1, Brooklyn, NY

11/01/07 to 11/30/07

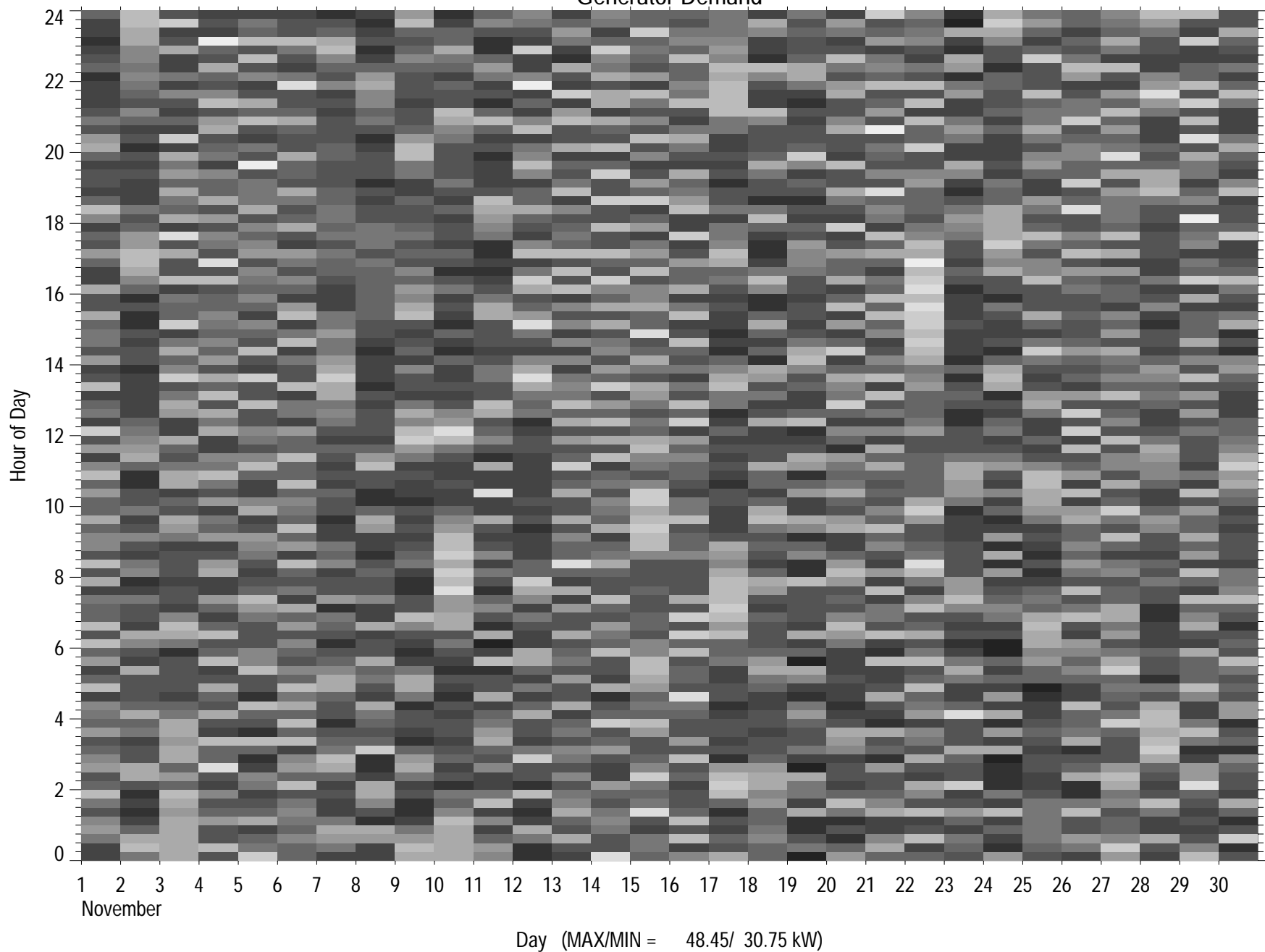
Date	Good Data (%)	Utility Purchased Electricity (kWh)	Total Generator Electricity (kWh)	Total Facility Electricity (kWh)	Utility Purchased Demand (Peak kW)	Net Facility Demand (Peak kW)
11/01/07	100.00	5690.00	994.50	6684.50	348.80	393.08
11/02/07	100.00	6389.00	1013.50	7402.50	398.22	442.50
11/03/07	100.00	7211.00	997.00	8208.00	392.92	434.87
11/04/07	100.00	6730.00	991.00	7721.00	374.84	414.22
11/05/07	100.00	6130.00	993.00	7123.00	362.37	397.41
11/06/07	100.00	6520.00	990.00	7510.00	365.69	407.69
11/07/07	100.00	6570.00	1006.00	7576.00	384.27	428.07
11/08/07	100.00	6480.00	1014.00	7494.00	366.77	407.57
11/09/07	100.00	6638.00	1008.09	7646.09	385.14	420.57
11/10/07	100.00	6950.00	1008.81	7958.81	362.02	404.66
11/11/07	100.00	6979.00	1018.19	7997.19	383.20	424.88
11/12/07	100.00	6914.00	1006.41	7920.41	408.23	454.02
11/13/07	100.00	6478.00	989.69	7467.69	366.25	404.57
11/14/07	100.00	6313.00	985.91	7298.91	366.08	409.92
11/15/07	100.00	6648.00	971.31	7619.31	387.26	429.03
11/16/07	100.00	6936.00	987.69	7923.69	385.04	426.07
11/17/07	100.00	7278.00	1005.41	8283.41	386.65	432.19
11/18/07	100.00	7491.00	1014.69	8505.69	421.11	465.17
11/19/07	100.00	7454.00	1017.31	8471.31	424.51	466.26
11/20/07	100.00	7286.00	999.31	8285.31	384.45	421.13
11/21/07	100.00	6551.00	986.19	7537.19	365.57	408.64
11/22/07	100.00	6811.00	971.41	7782.41	360.50	401.70
11/23/07	100.00	6930.00	1009.00	7939.00	387.92	428.51
11/24/07	100.00	7416.00	1020.19	8436.19	397.65	442.38
11/25/07	100.00	7285.00	1002.81	8287.81	373.91	417.77
11/26/07	100.00	6796.00	985.00	7781.00	389.48	432.12
11/27/07	100.00	6414.00	977.59	7391.59	366.53	407.28
11/28/07	100.00	6825.00	1006.50	7831.50	433.23	477.51
11/29/07	100.00	7166.00	989.00	8155.00	409.13	445.92
11/30/07	100.00	7323.00	1000.41	8323.41	419.60	464.66
Total	100.00	204602.00	29959.91	234561.91	433.23	477.51

Utility Purchased Demand




Day (MAX/MIN = 433.23/ 187.60 kW)

Generator Demand

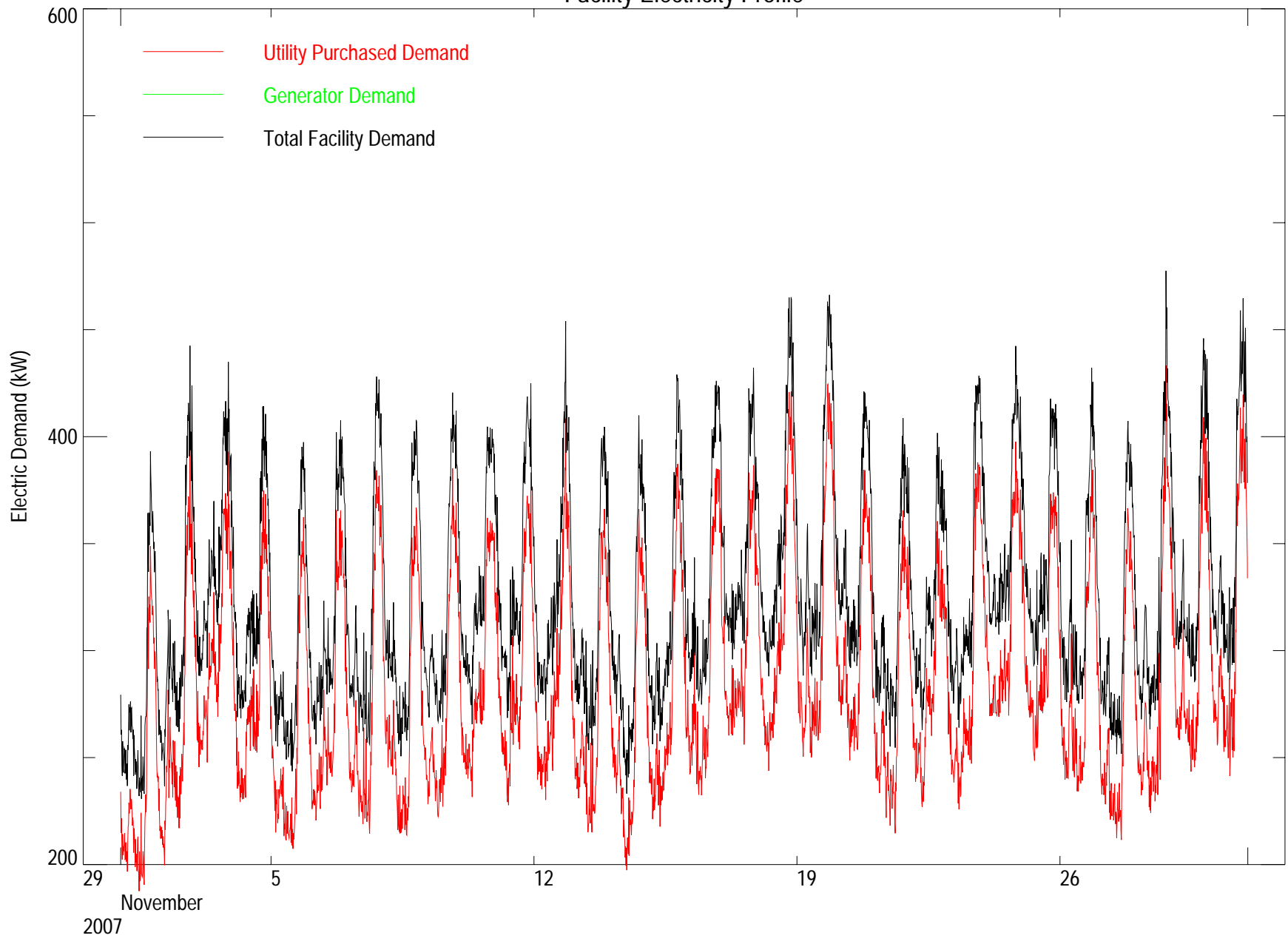


Total Facility Demand

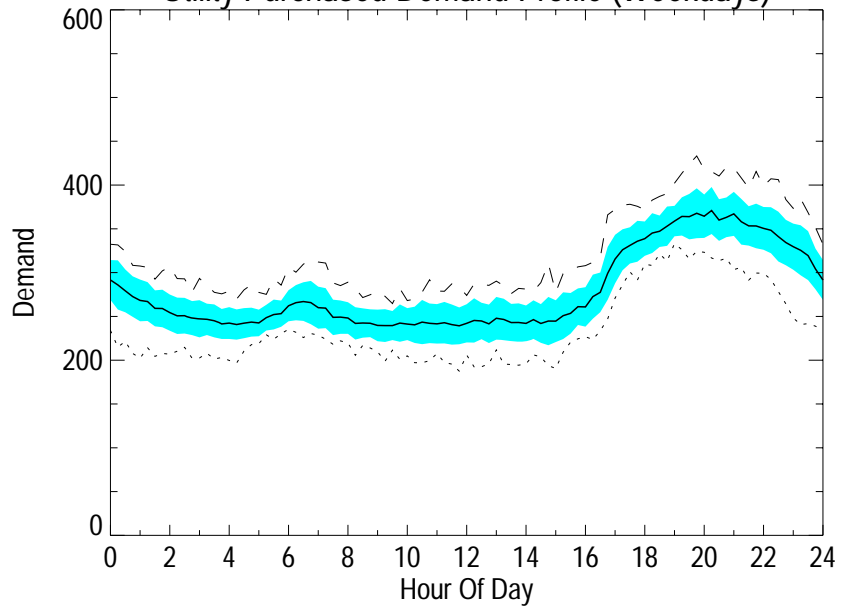


Day (MAX/MIN = 477.51/ 230.76 kW)

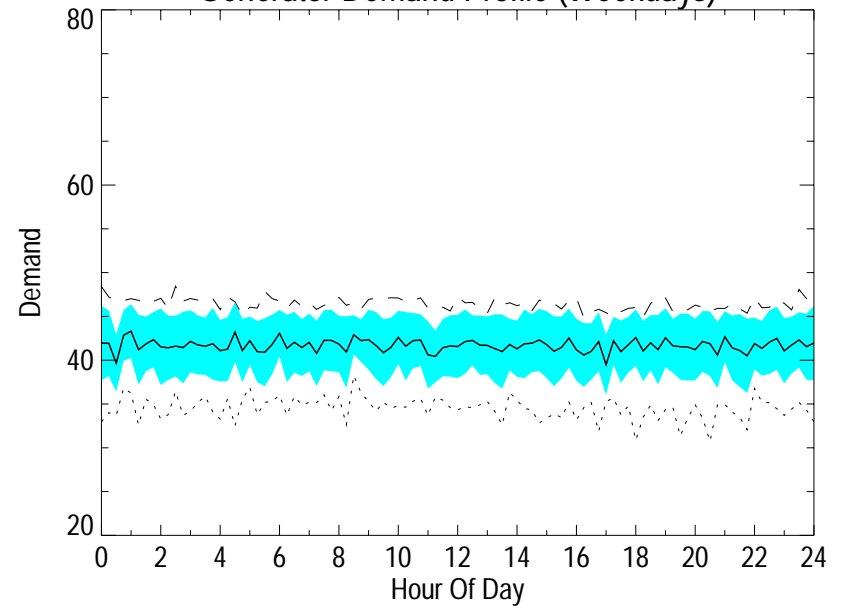
Facility Electricity Profile



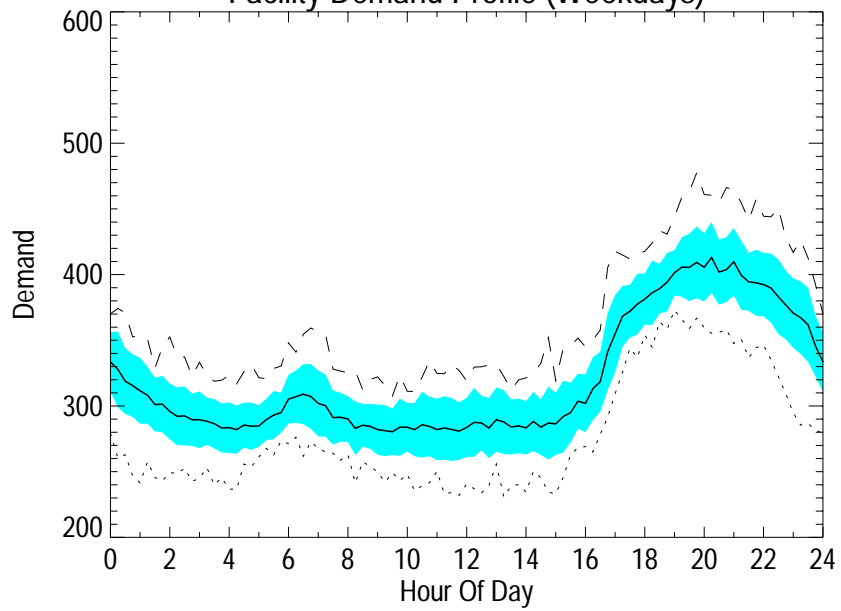
Utility Purchased Demand Profile (Weekdays)



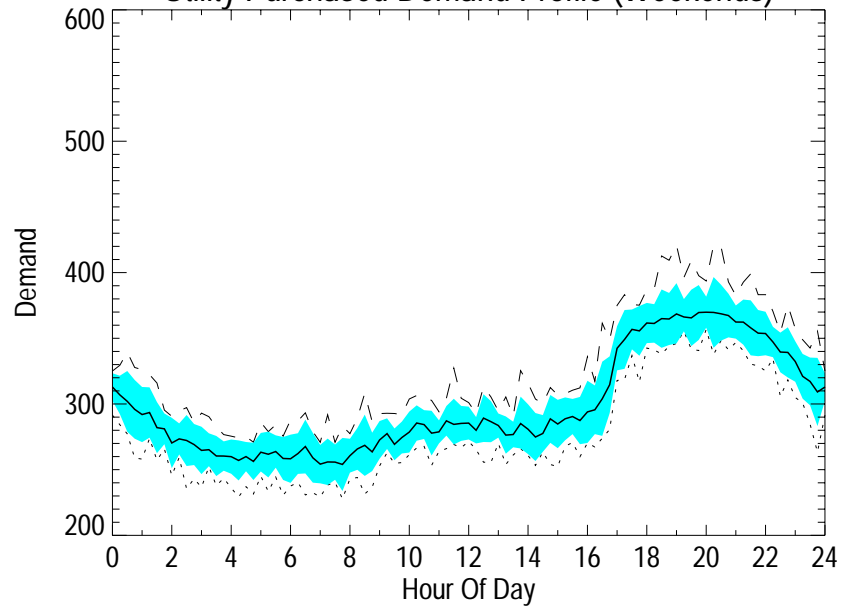
Generator Demand Profile (Weekdays)



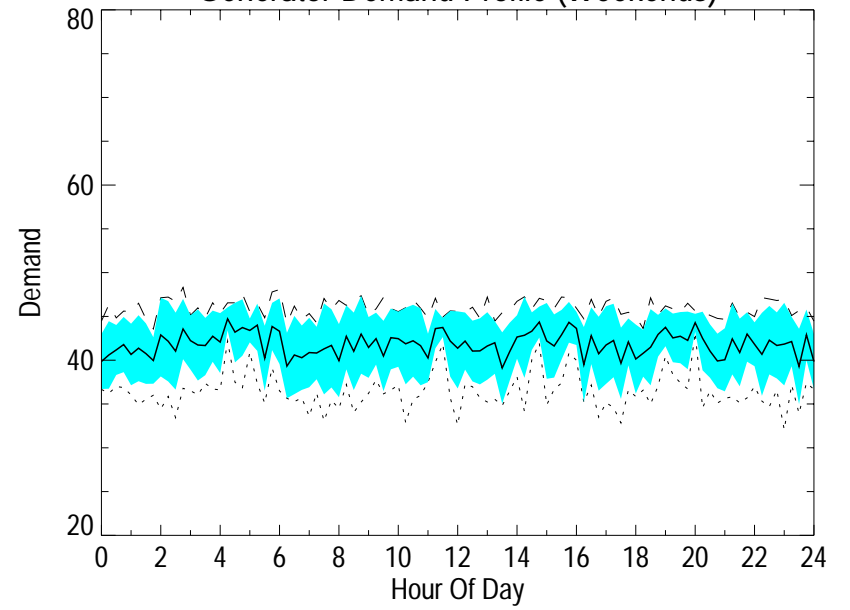
Facility Demand Profile (Weekdays)



Utility Purchased Demand Profile (Weekends)



Generator Demand Profile (Weekends)



Facility Demand Profile (Weekends)

