

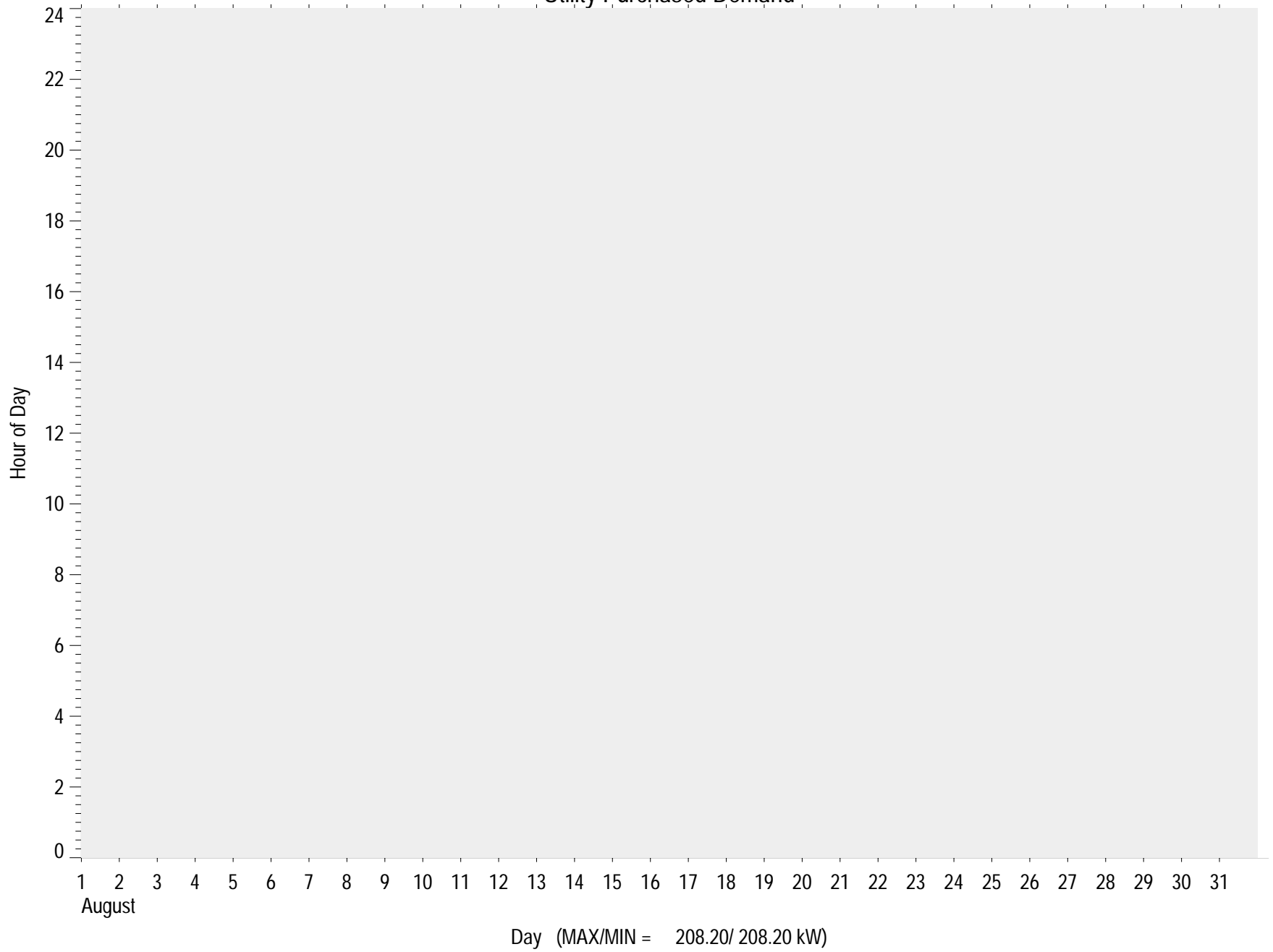
GENERATOR, FACILITY AND METER POWER SUMMARY

Sea Rise 1, Brooklyn, NY

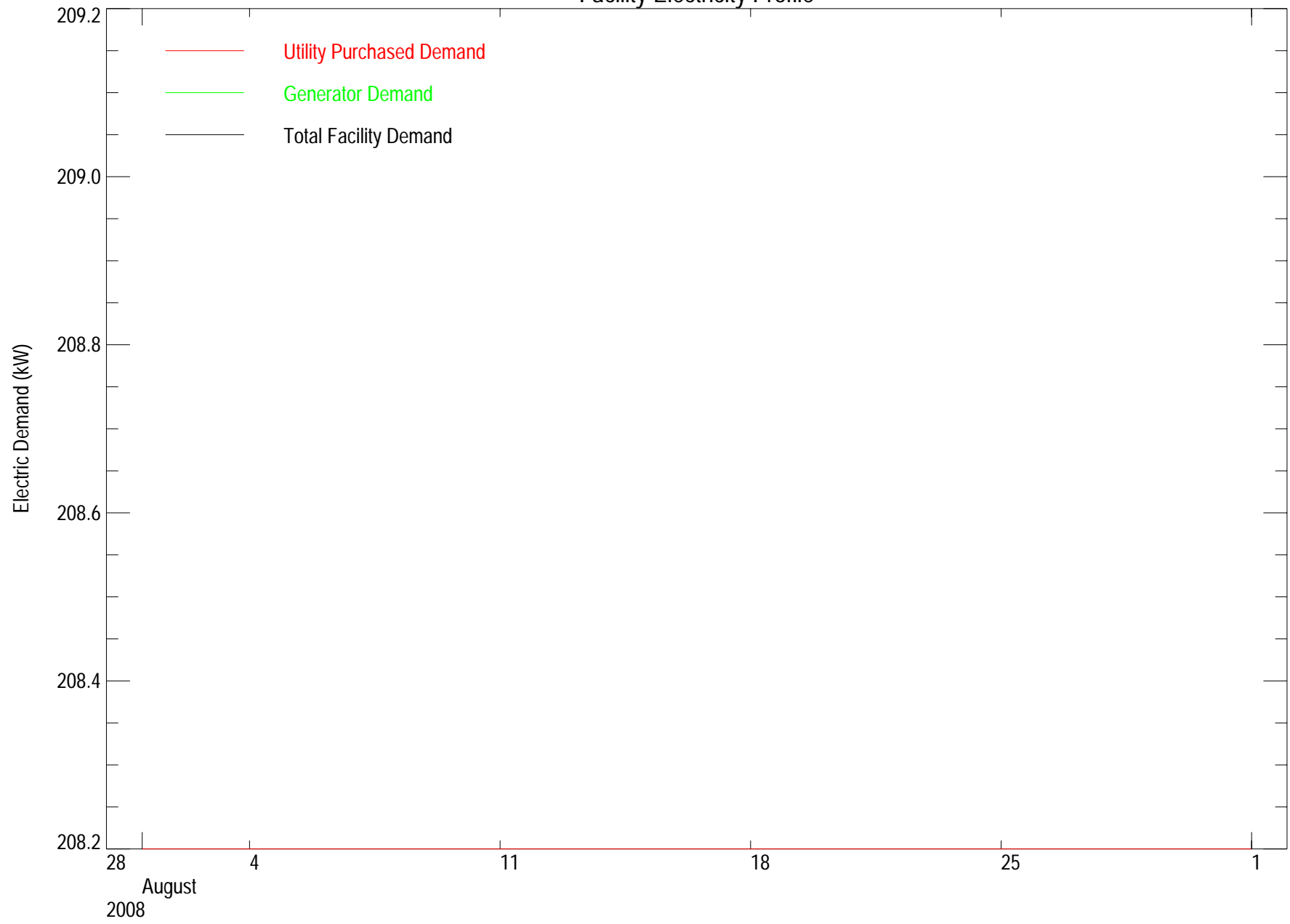
08/01/08 to 08/31/08

Date	Good Data (%)	Utility Purchased Electricity (kWh)	Total Generator Electricity (kWh)	Total Facility Electricity (kWh)	Utility Purchased Demand (Peak kW)	Net Facility Demand (Peak kW)
08/01/08	0.00	0.00	-	-	208.20	-
08/02/08	0.00	0.00	-	-	208.20	-
08/03/08	0.00	0.00	-	-	208.20	-
08/04/08	0.00	0.00	-	-	208.20	-
08/05/08	0.00	0.00	-	-	208.20	-
08/06/08	0.00	0.00	-	-	208.20	-
08/07/08	0.00	0.00	-	-	208.20	-
08/08/08	0.00	0.00	-	-	208.20	-
08/09/08	0.00	0.00	-	-	208.20	-
08/10/08	0.00	0.00	-	-	208.20	-
08/11/08	0.00	0.00	-	-	208.20	-
08/12/08	0.00	0.00	-	-	208.20	-
08/13/08	0.00	0.00	-	-	208.20	-
08/14/08	0.00	0.00	-	-	208.20	-
08/15/08	0.00	0.00	-	-	208.20	-
08/16/08	0.00	0.00	-	-	208.20	-
08/17/08	0.00	0.00	-	-	208.20	-
08/18/08	0.00	0.00	-	-	208.20	-
08/19/08	0.00	0.00	-	-	208.20	-
08/20/08	0.00	0.00	-	-	208.20	-
08/21/08	0.00	0.00	-	-	208.20	-
08/22/08	0.00	0.00	-	-	208.20	-
08/23/08	0.00	0.00	-	-	208.20	-
08/24/08	0.00	0.00	-	-	208.20	-
08/25/08	0.00	0.00	-	-	208.20	-
08/26/08	0.00	0.00	-	-	208.20	-
08/27/08	0.00	0.00	-	-	208.20	-
08/28/08	0.00	0.00	-	-	208.20	-
08/29/08	0.00	0.00	-	-	208.20	-
08/30/08	0.00	0.00	-	-	208.20	-
08/31/08	0.00	0.00	-	-	208.20	-
Total	0.00	0.00	-	-	208.20	-

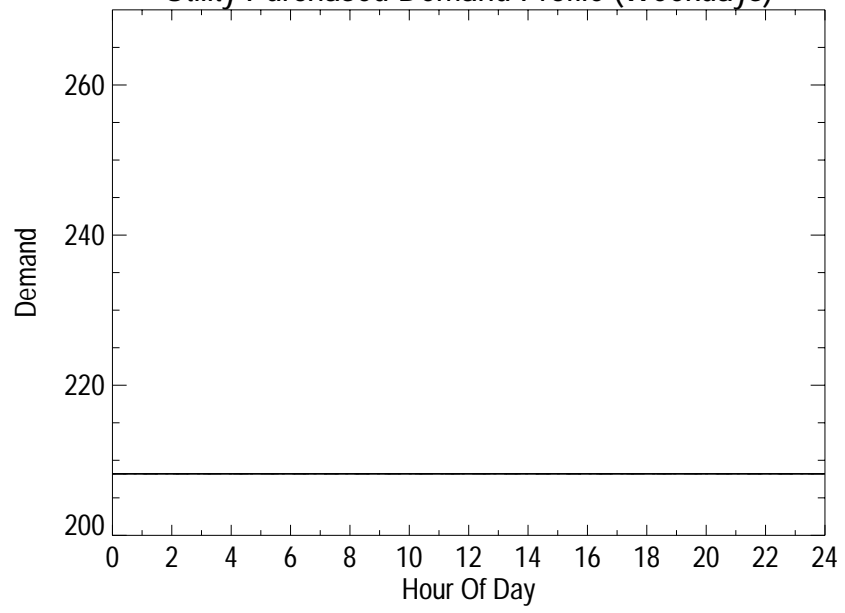
Utility Purchased Demand



Facility Electricity Profile



Utility Purchased Demand Profile (Weekdays)



Utility Purchased Demand Profile (Weekends)

