

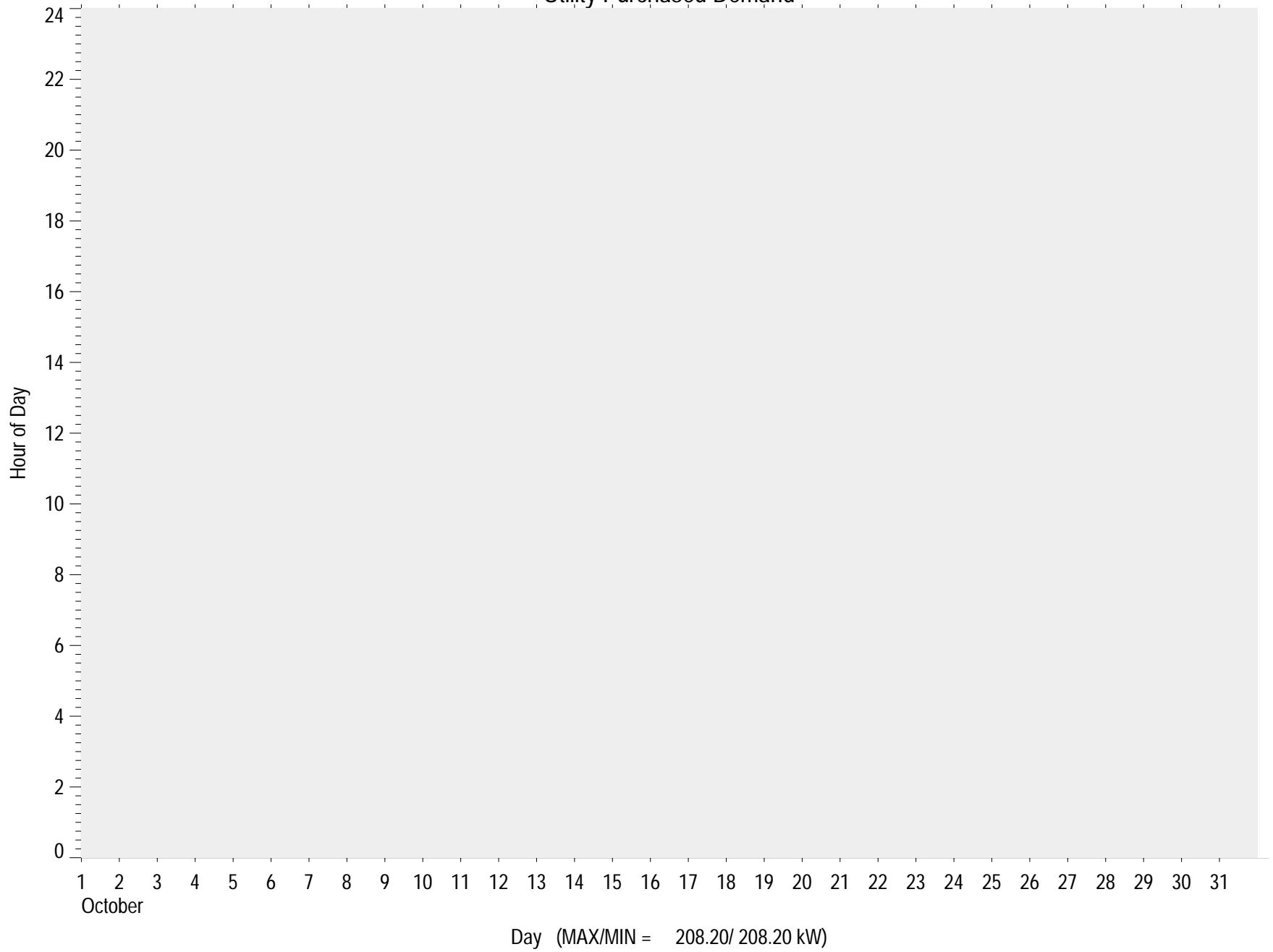
GENERATOR, FACILITY AND METER POWER SUMMARY

Sea Rise 1, Brooklyn, NY

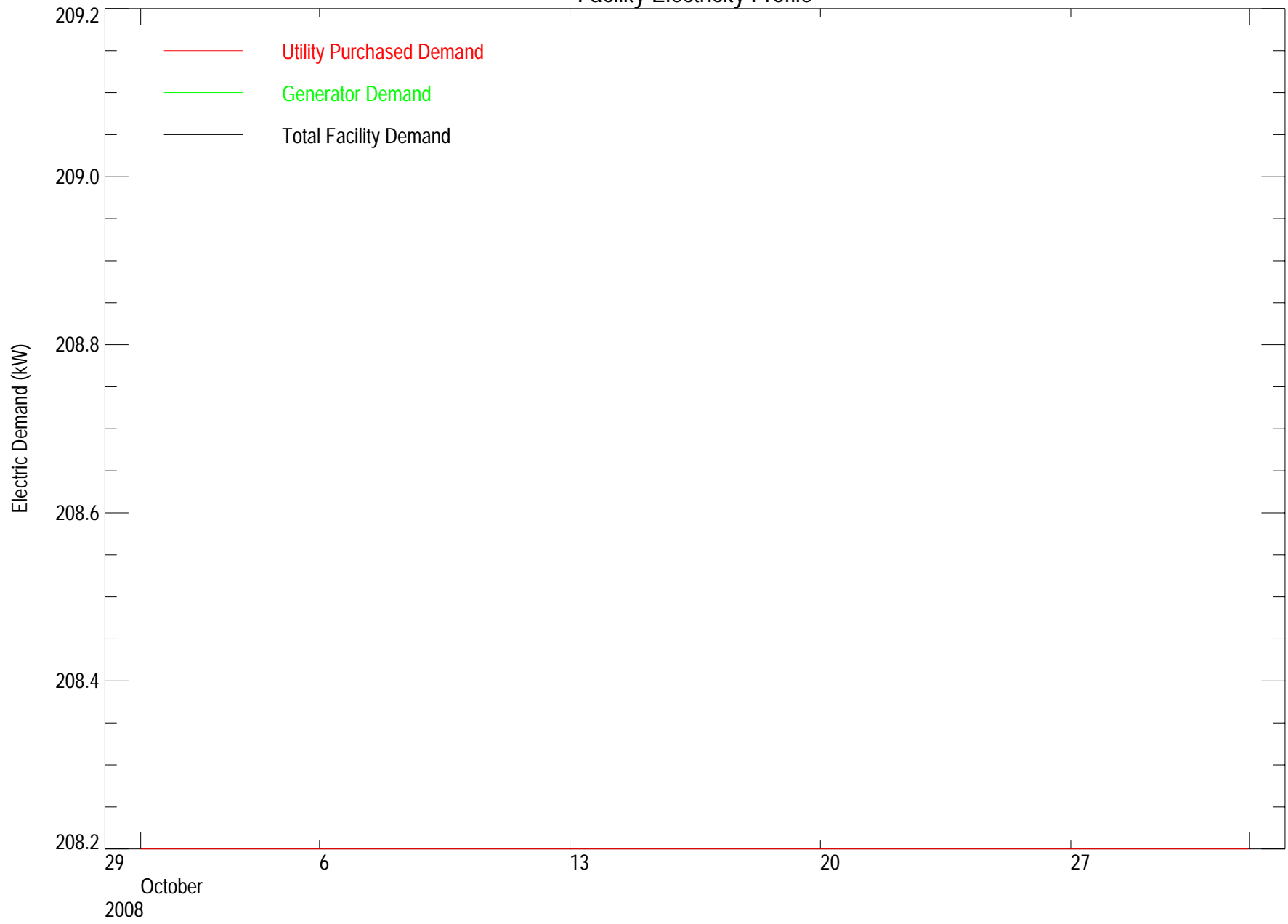
10/01/08 to 10/31/08

Date	Good Data (%)	Utility Purchased Electricity (kWh)	Total Generator Electricity (kWh)	Total Facility Electricity (kWh)	Utility Purchased Demand (Peak kW)	Net Facility Demand (Peak kW)
10/01/08	0.00	0.00	-	-	208.20	-
10/02/08	0.00	0.00	-	-	208.20	-
10/03/08	0.00	0.00	-	-	208.20	-
10/04/08	0.00	0.00	-	-	208.20	-
10/05/08	0.00	0.00	-	-	208.20	-
10/06/08	0.00	0.00	-	-	208.20	-
10/07/08	0.00	0.00	-	-	208.20	-
10/08/08	0.00	0.00	-	-	208.20	-
10/09/08	0.00	0.00	-	-	208.20	-
10/10/08	0.00	0.00	-	-	208.20	-
10/11/08	0.00	0.00	-	-	208.20	-
10/12/08	0.00	0.00	-	-	208.20	-
10/13/08	0.00	0.00	-	-	208.20	-
10/14/08	0.00	0.00	-	-	208.20	-
10/15/08	0.00	0.00	-	-	208.20	-
10/16/08	0.00	0.00	-	-	208.20	-
10/17/08	0.00	0.00	-	-	208.20	-
10/18/08	0.00	0.00	-	-	208.20	-
10/19/08	0.00	0.00	-	-	208.20	-
10/20/08	0.00	0.00	-	-	208.20	-
10/21/08	0.00	0.00	-	-	208.20	-
10/22/08	0.00	0.00	-	-	208.20	-
10/23/08	0.00	0.00	-	-	208.20	-
10/24/08	0.00	0.00	-	-	208.20	-
10/25/08	0.00	0.00	-	-	208.20	-
10/26/08	0.00	0.00	-	-	208.20	-
10/27/08	0.00	0.00	-	-	208.20	-
10/28/08	0.00	0.00	-	-	208.20	-
10/29/08	0.00	0.00	-	-	208.20	-
10/30/08	0.00	0.00	-	-	208.20	-
10/31/08	0.00	0.00	-	-	208.20	-
Total	0.00	0.00	-	-	208.20	-

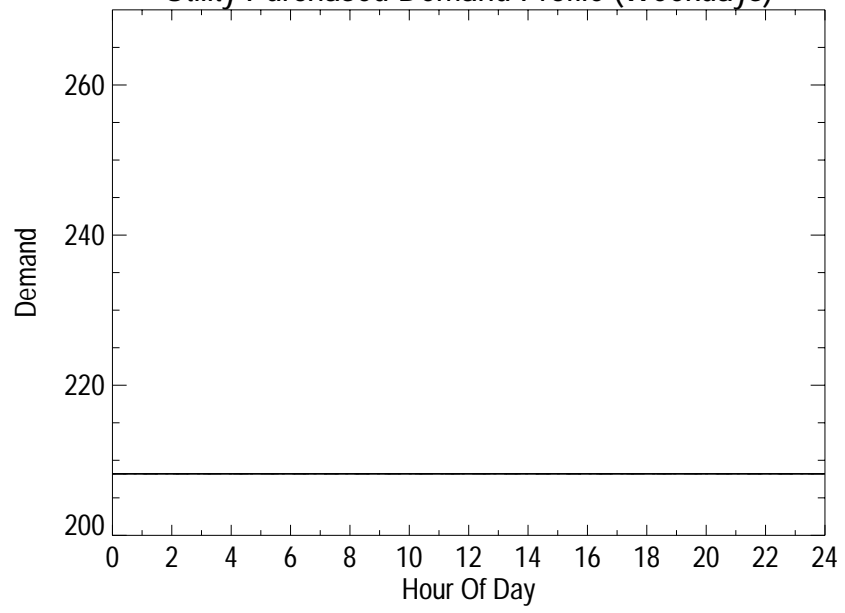
Utility Purchased Demand



Facility Electricity Profile



Utility Purchased Demand Profile (Weekdays)



Utility Purchased Demand Profile (Weekends)

