

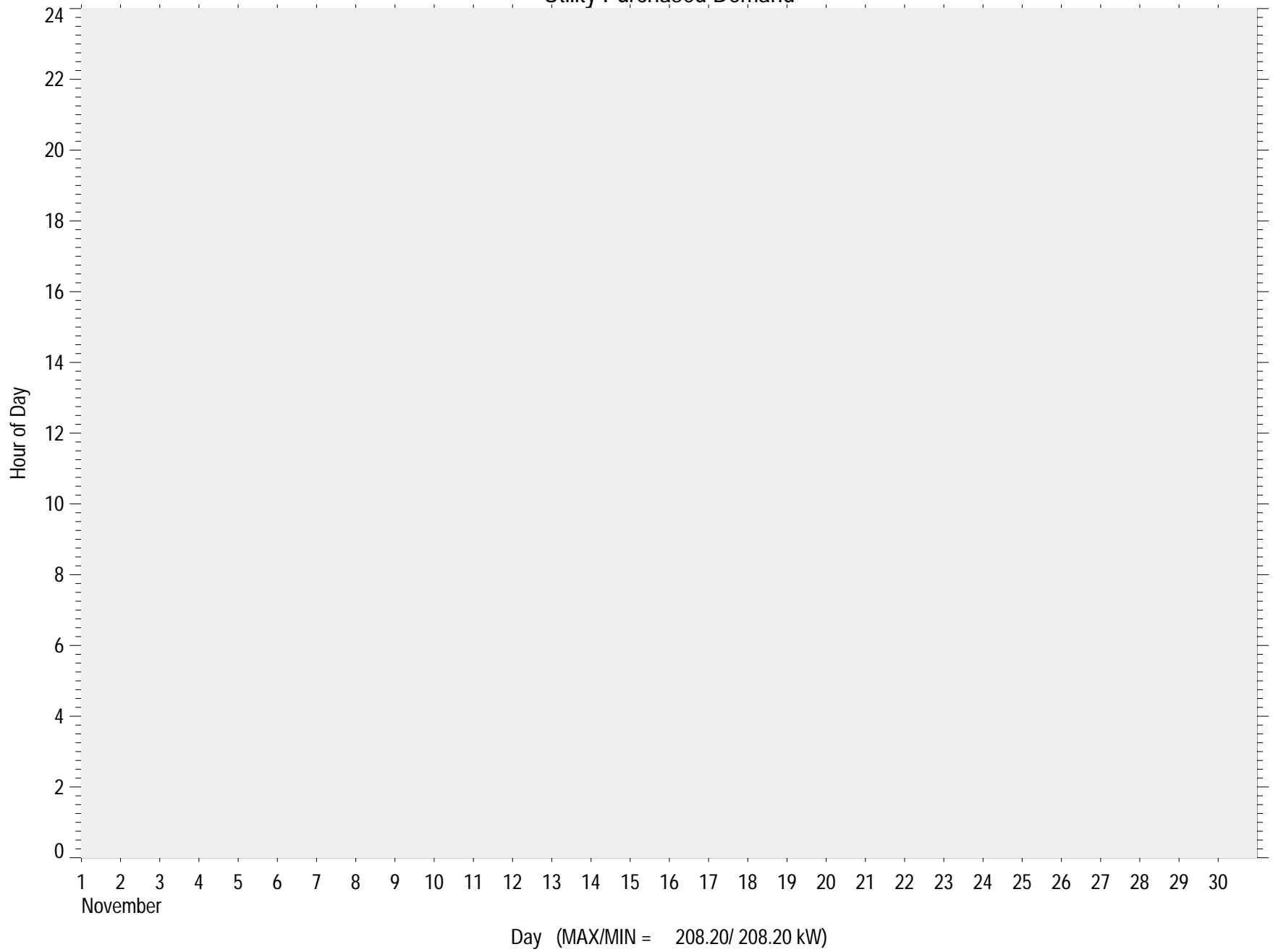
GENERATOR, FACILITY AND METER POWER SUMMARY

Sea Rise 1, Brooklyn, NY

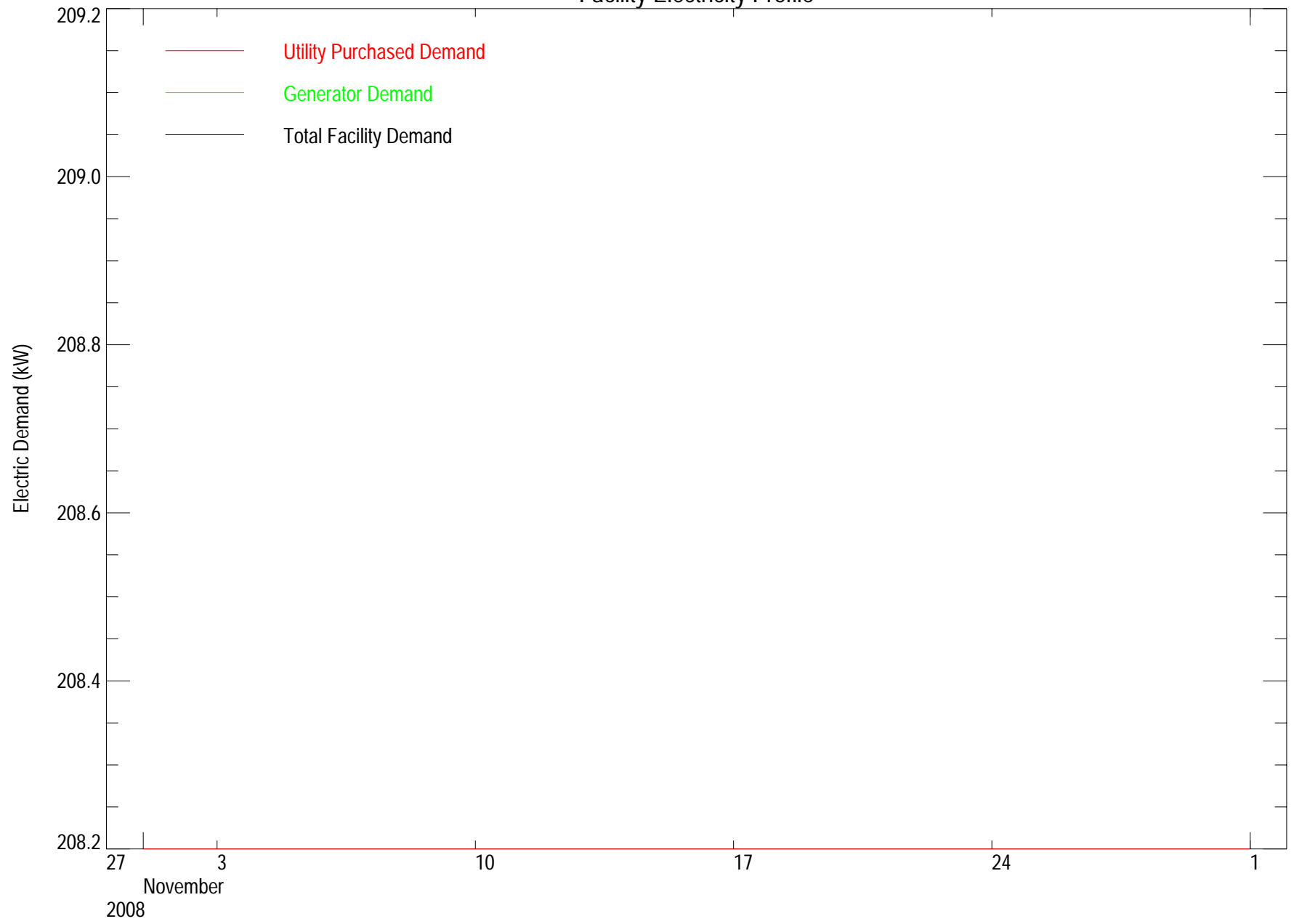
11/01/08 to 11/30/08

Date	Good Data (%)	Utility Purchased Electricity (kWh)	Total Generator Electricity (kWh)	Total Facility Electricity (kWh)	Utility Purchased Demand (Peak kW)	Net Facility Demand (Peak kW)
11/01/08	0.00	0.00	-	-	208.20	-
11/02/08	0.00	0.00	-	-	208.20	-
11/03/08	0.00	0.00	-	-	208.20	-
11/04/08	0.00	0.00	-	-	208.20	-
11/05/08	0.00	0.00	-	-	208.20	-
11/06/08	0.00	0.00	-	-	208.20	-
11/07/08	0.00	0.00	-	-	208.20	-
11/08/08	0.00	0.00	-	-	208.20	-
11/09/08	0.00	0.00	-	-	208.20	-
11/10/08	0.00	0.00	-	-	208.20	-
11/11/08	0.00	0.00	-	-	208.20	-
11/12/08	0.00	0.00	-	-	208.20	-
11/13/08	0.00	0.00	-	-	208.20	-
11/14/08	0.00	0.00	-	-	208.20	-
11/15/08	0.00	0.00	-	-	208.20	-
11/16/08	0.00	0.00	-	-	208.20	-
11/17/08	0.00	0.00	-	-	208.20	-
11/18/08	0.00	0.00	-	-	208.20	-
11/19/08	0.00	0.00	-	-	208.20	-
11/20/08	0.00	0.00	-	-	208.20	-
11/21/08	0.00	0.00	-	-	208.20	-
11/22/08	0.00	0.00	-	-	208.20	-
11/23/08	0.00	0.00	-	-	208.20	-
11/24/08	0.00	0.00	-	-	208.20	-
11/25/08	0.00	0.00	-	-	208.20	-
11/26/08	0.00	0.00	-	-	208.20	-
11/27/08	0.00	0.00	-	-	208.20	-
11/28/08	0.00	0.00	-	-	208.20	-
11/29/08	0.00	0.00	-	-	208.20	-
11/30/08	0.00	0.00	-	-	208.20	-
Total	0.00	0.00	-	-	208.20	-

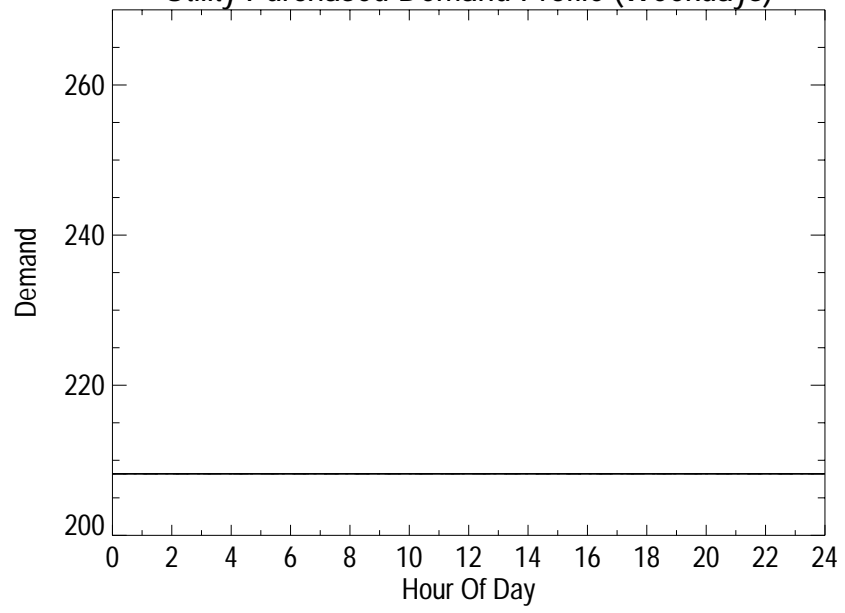
Utility Purchased Demand



Facility Electricity Profile



Utility Purchased Demand Profile (Weekdays)



Utility Purchased Demand Profile (Weekends)

