

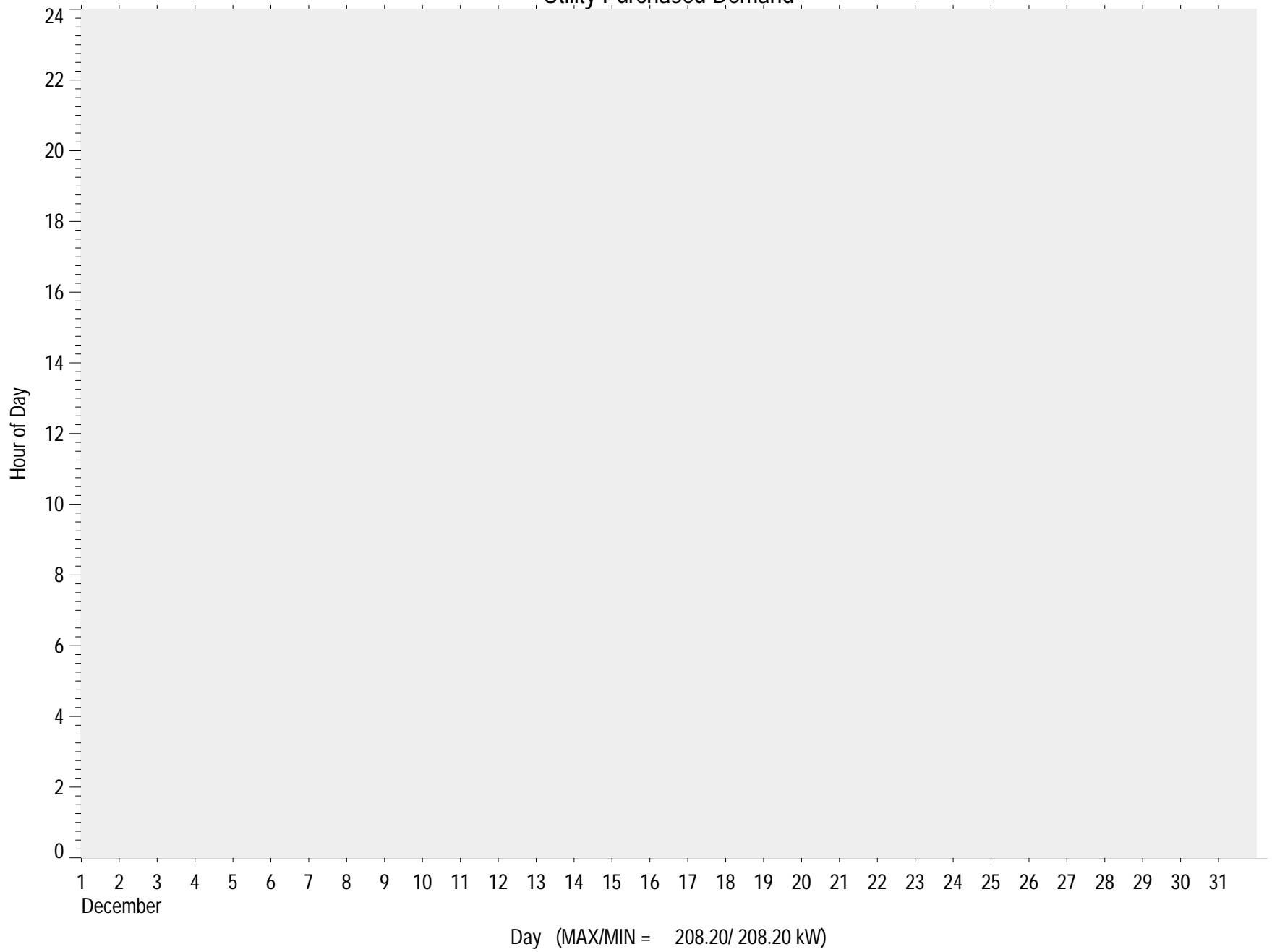
GENERATOR, FACILITY AND METER POWER SUMMARY

Sea Rise 1, Brooklyn, NY

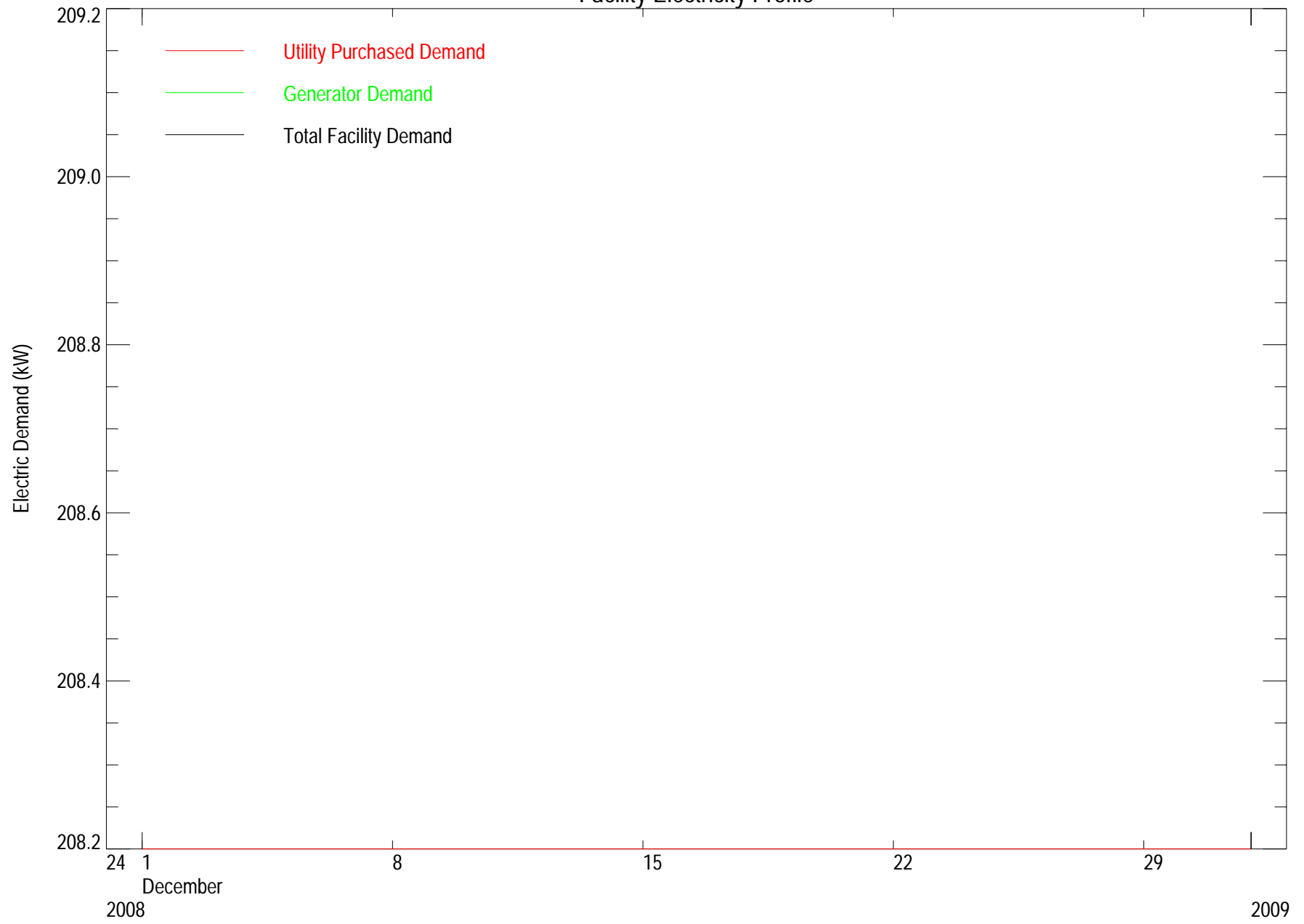
12/01/08 to 12/31/08

Date	Good Data (%)	Utility Purchased Electricity (kWh)	Total Generator Electricity (kWh)	Total Facility Electricity (kWh)	Utility Purchased Demand (Peak kW)	Net Facility Demand (Peak kW)
12/01/08	0.00	0.00	-	-	208.20	-
12/02/08	0.00	0.00	-	-	208.20	-
12/03/08	0.00	0.00	-	-	208.20	-
12/04/08	0.00	0.00	-	-	208.20	-
12/05/08	0.00	0.00	-	-	208.20	-
12/06/08	0.00	0.00	-	-	208.20	-
12/07/08	0.00	0.00	-	-	208.20	-
12/08/08	0.00	0.00	-	-	208.20	-
12/09/08	0.00	0.00	-	-	208.20	-
12/10/08	0.00	0.00	-	-	208.20	-
12/11/08	0.00	0.00	-	-	208.20	-
12/12/08	0.00	0.00	-	-	208.20	-
12/13/08	0.00	0.00	-	-	208.20	-
12/14/08	0.00	0.00	-	-	208.20	-
12/15/08	0.00	0.00	-	-	208.20	-
12/16/08	0.00	0.00	-	-	208.20	-
12/17/08	0.00	0.00	-	-	208.20	-
12/18/08	0.00	0.00	-	-	208.20	-
12/19/08	0.00	0.00	-	-	208.20	-
12/20/08	0.00	0.00	-	-	208.20	-
12/21/08	0.00	0.00	-	-	208.20	-
12/22/08	0.00	0.00	-	-	208.20	-
12/23/08	0.00	0.00	-	-	208.20	-
12/24/08	0.00	0.00	-	-	208.20	-
12/25/08	0.00	0.00	-	-	208.20	-
12/26/08	0.00	0.00	-	-	208.20	-
12/27/08	0.00	0.00	-	-	208.20	-
12/28/08	0.00	0.00	-	-	208.20	-
12/29/08	0.00	0.00	-	-	208.20	-
12/30/08	0.00	0.00	-	-	208.20	-
12/31/08	0.00	0.00	-	-	208.20	-
Total	0.00	0.00	-	-	208.20	-

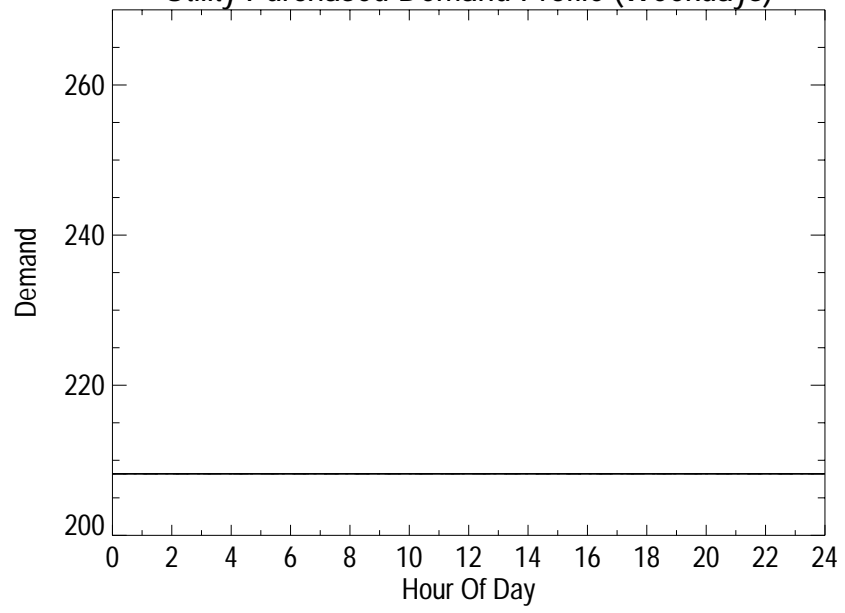
Utility Purchased Demand



Facility Electricity Profile



Utility Purchased Demand Profile (Weekdays)



Utility Purchased Demand Profile (Weekends)

