

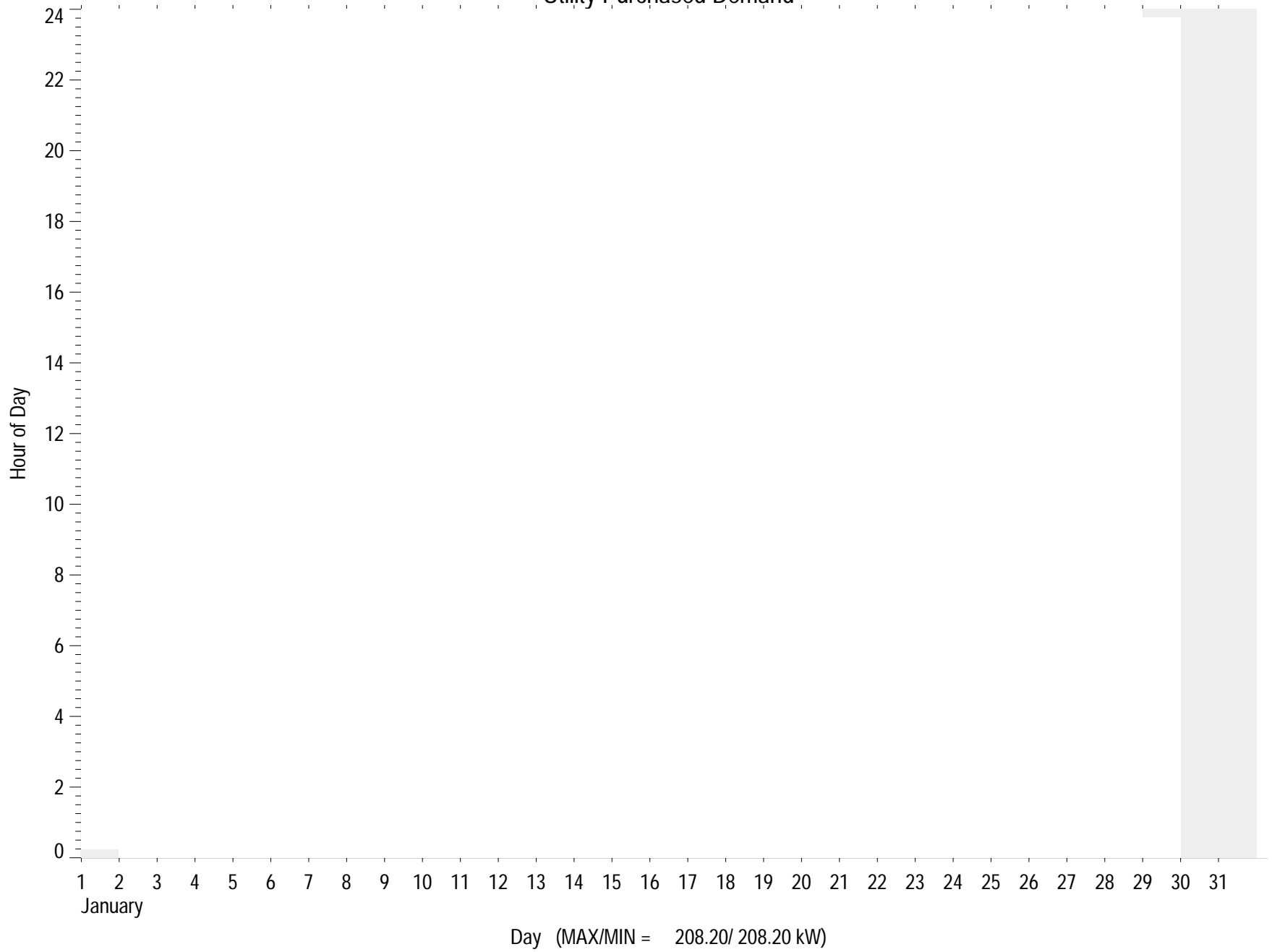
GENERATOR, FACILITY AND METER POWER SUMMARY

Sea Rise 1, Brooklyn, NY

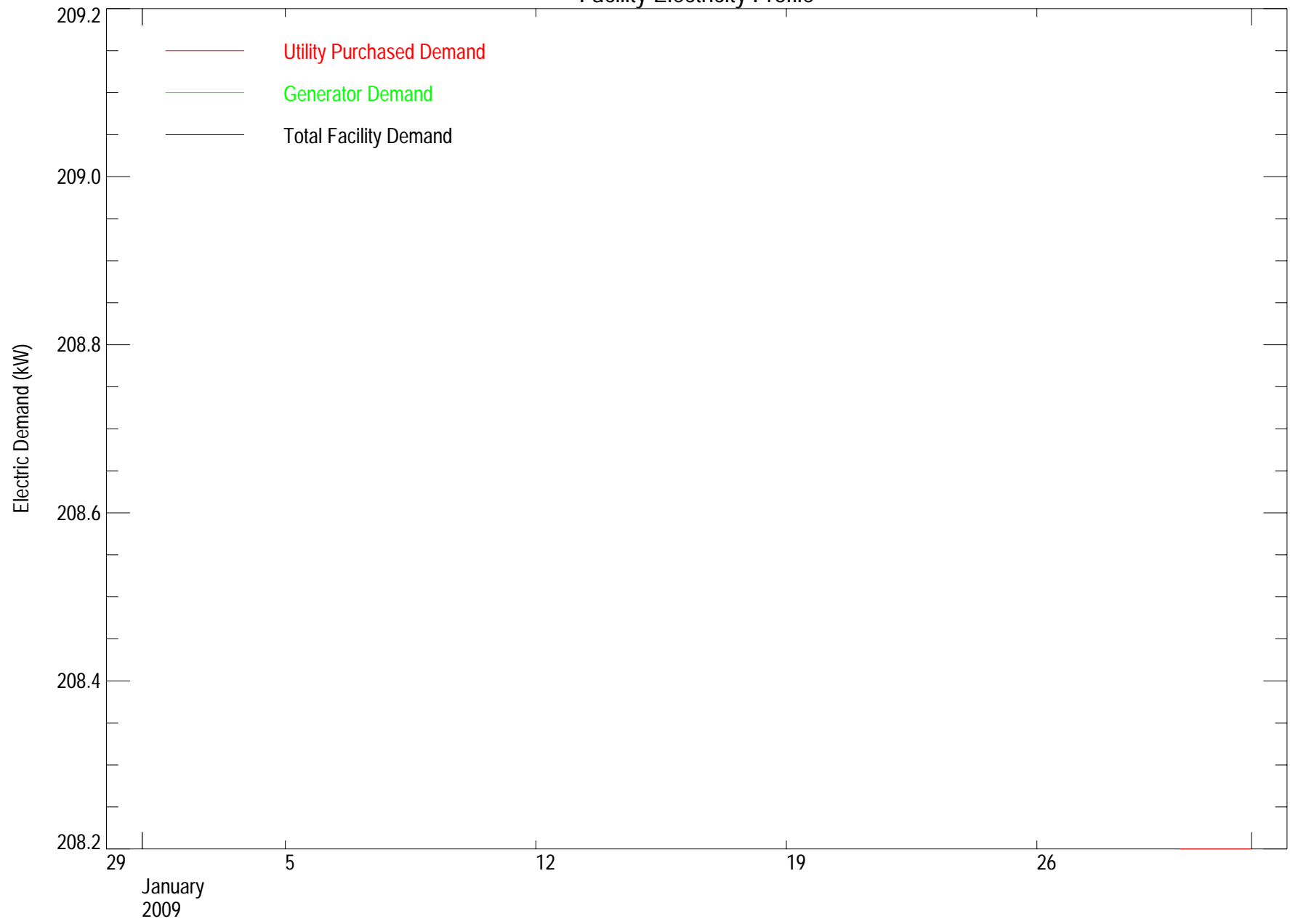
01/01/09 to 01/31/09

Date	Good Data (%)	Utility Purchased Electricity (kWh)	Total Generator Electricity (kWh)	Total Facility Electricity (kWh)	Utility Purchased Demand (Peak kW)	Net Facility Demand (Peak kW)
01/01/09	0.00	-	-	-	208.20	-
01/02/09	0.00	-	-	-	-	-
01/03/09	0.00	-	-	-	-	-
01/04/09	0.00	-	-	-	-	-
01/05/09	0.00	-	-	-	-	-
01/06/09	0.00	-	-	-	-	-
01/07/09	0.00	-	-	-	-	-
01/08/09	0.00	-	-	-	-	-
01/09/09	0.00	-	-	-	-	-
01/10/09	0.00	-	-	-	-	-
01/11/09	0.00	-	-	-	-	-
01/12/09	0.00	-	-	-	-	-
01/13/09	0.00	-	-	-	-	-
01/14/09	0.00	-	-	-	-	-
01/15/09	0.00	-	-	-	-	-
01/16/09	0.00	-	-	-	-	-
01/17/09	0.00	-	-	-	-	-
01/18/09	0.00	-	-	-	-	-
01/19/09	0.00	-	-	-	-	-
01/20/09	0.00	-	-	-	-	-
01/21/09	0.00	-	-	-	-	-
01/22/09	0.00	-	-	-	-	-
01/23/09	0.00	-	-	-	-	-
01/24/09	0.00	-	-	-	-	-
01/25/09	0.00	-	-	-	-	-
01/26/09	0.00	-	-	-	-	-
01/27/09	0.00	-	-	-	-	-
01/28/09	0.00	-	-	-	-	-
01/29/09	0.00	0.00	-	-	208.20	-
01/30/09	0.00	0.00	-	-	208.20	-
01/31/09	0.00	0.00	-	-	208.20	-
Total	0.00	0.00	-	-	208.20	-

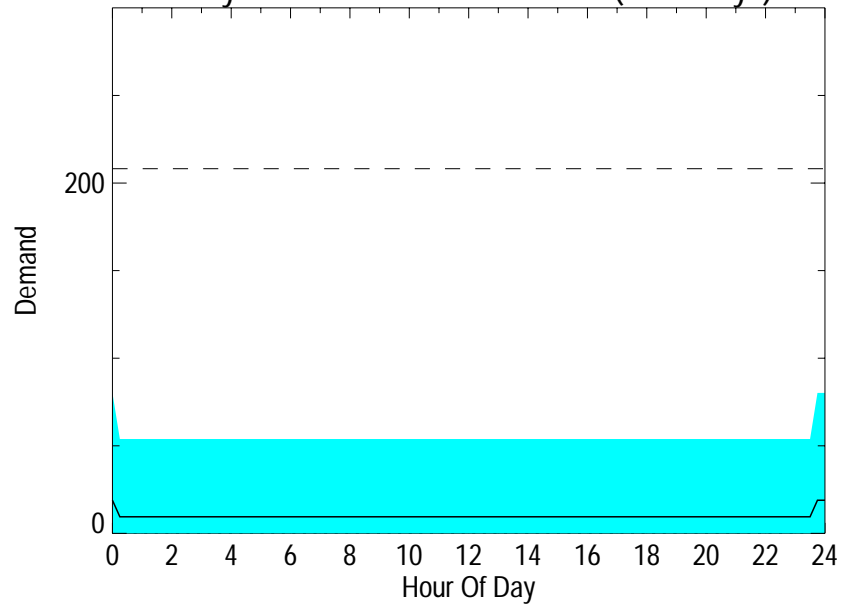
Utility Purchased Demand



Facility Electricity Profile



Utility Purchased Demand Profile (Weekdays)



Utility Purchased Demand Profile (Weekends)

