

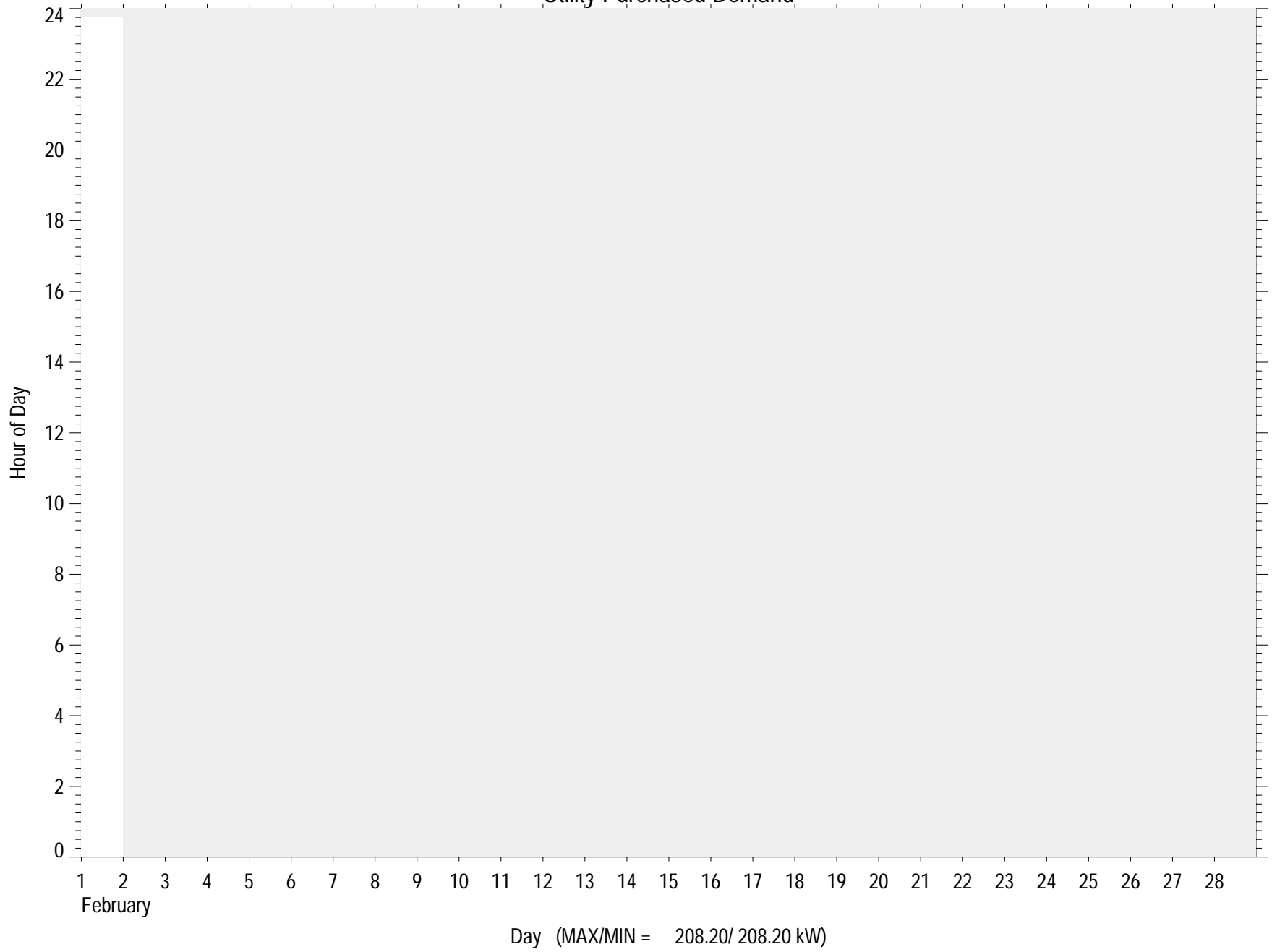
**GENERATOR, FACILITY AND METER POWER SUMMARY**

Sea Rise 1, Brooklyn, NY

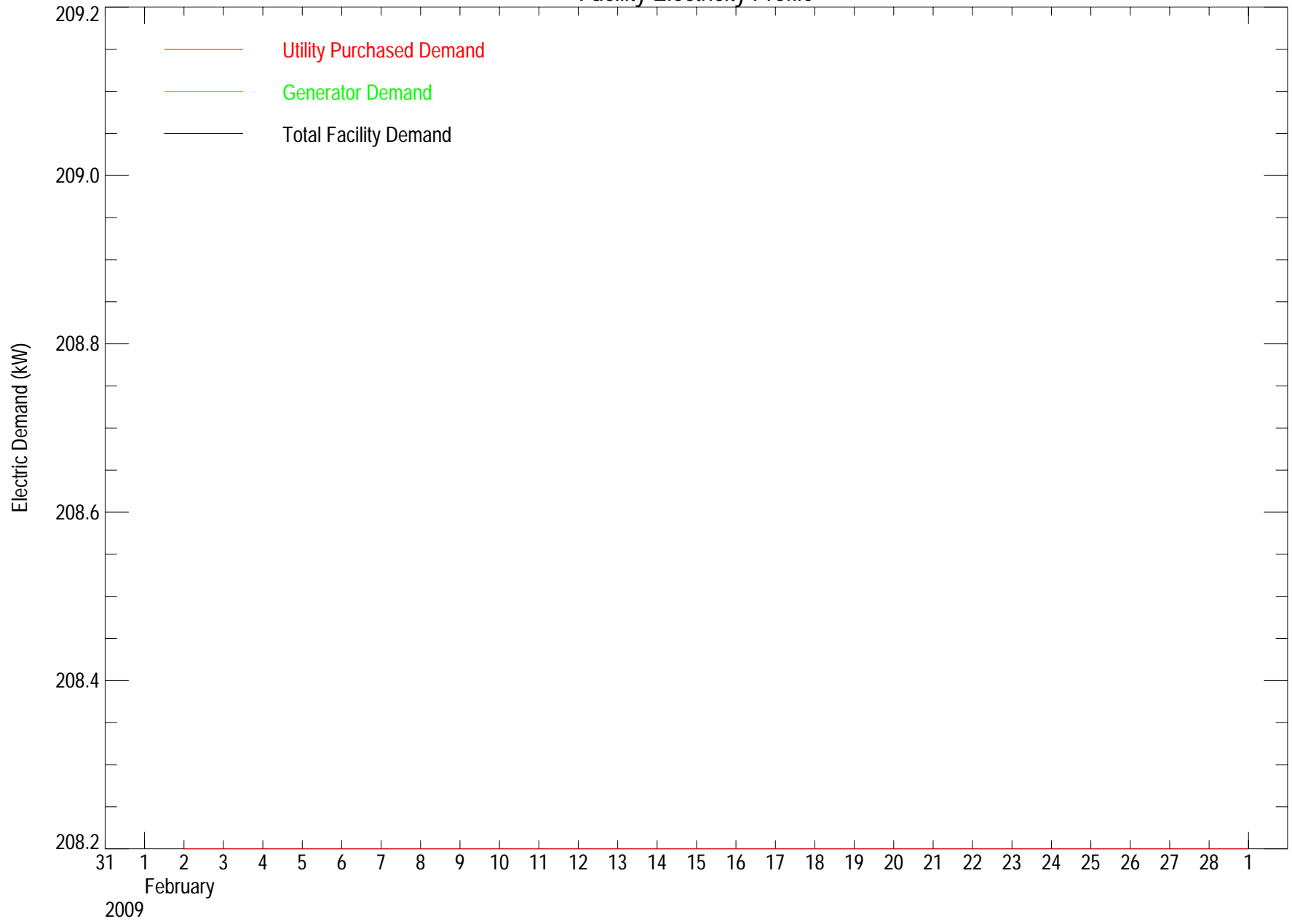
02/01/09 to 02/28/09

<b>Date</b>	<b>Good Data (%)</b>	<b>Utility Purchased Electricity (kWh)</b>	<b>Total Generator Electricity (kWh)</b>	<b>Total Facility Electricity (kWh)</b>	<b>Utility Purchased Demand (Peak kW)</b>	<b>Net Facility Demand (Peak kW)</b>
02/01/09	0.00	0.00	-	-	208.20	-
02/02/09	0.00	0.00	-	-	208.20	-
02/03/09	0.00	0.00	-	-	208.20	-
02/04/09	0.00	0.00	-	-	208.20	-
02/05/09	0.00	0.00	-	-	208.20	-
02/06/09	0.00	0.00	-	-	208.20	-
02/07/09	0.00	0.00	-	-	208.20	-
02/08/09	0.00	0.00	-	-	208.20	-
02/09/09	0.00	0.00	-	-	208.20	-
02/10/09	0.00	0.00	-	-	208.20	-
02/11/09	0.00	0.00	-	-	208.20	-
02/12/09	0.00	0.00	-	-	208.20	-
02/13/09	0.00	0.00	-	-	208.20	-
02/14/09	0.00	0.00	-	-	208.20	-
02/15/09	0.00	0.00	-	-	208.20	-
02/16/09	0.00	0.00	-	-	208.20	-
02/17/09	0.00	0.00	-	-	208.20	-
02/18/09	0.00	0.00	-	-	208.20	-
02/19/09	0.00	0.00	-	-	208.20	-
02/20/09	0.00	0.00	-	-	208.20	-
02/21/09	0.00	0.00	-	-	208.20	-
02/22/09	0.00	0.00	-	-	208.20	-
02/23/09	0.00	0.00	-	-	208.20	-
02/24/09	0.00	0.00	-	-	208.20	-
02/25/09	0.00	0.00	-	-	208.20	-
02/26/09	0.00	0.00	-	-	208.20	-
02/27/09	0.00	0.00	-	-	208.20	-
02/28/09	0.00	0.00	-	-	208.20	-
Total	0.00	0.00	-	-	208.20	-

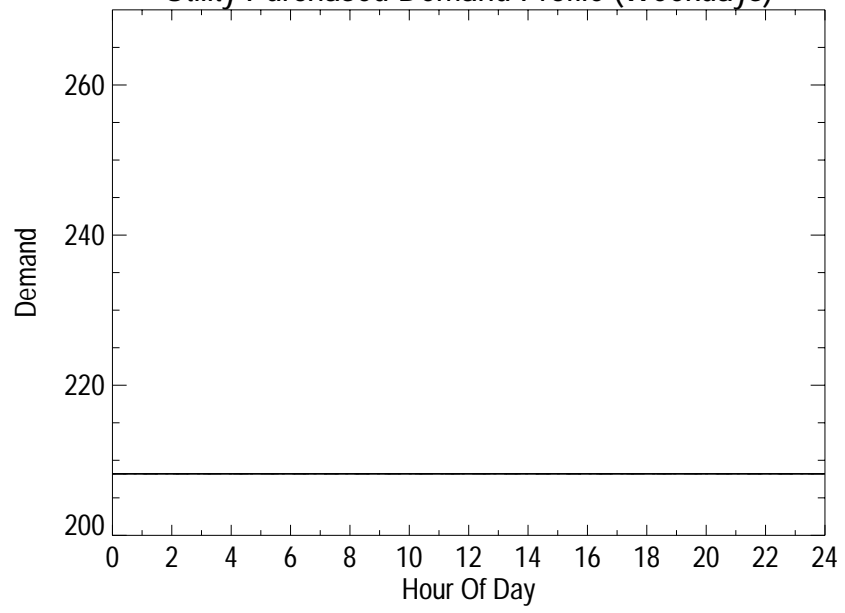
# Utility Purchased Demand



# Facility Electricity Profile



Utility Purchased Demand Profile (Weekdays)



Utility Purchased Demand Profile (Weekends)

