

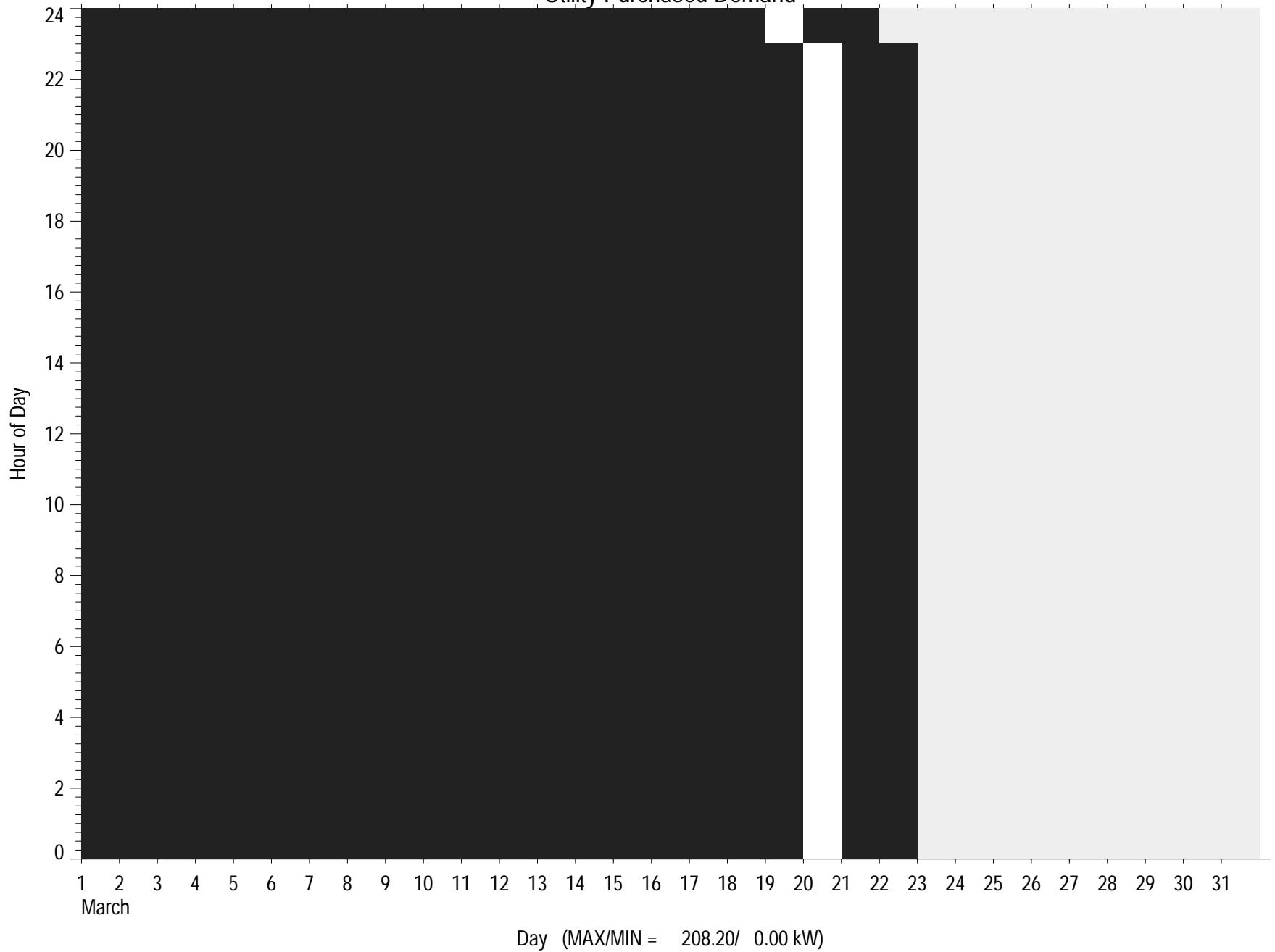
**GENERATOR, FACILITY AND METER POWER SUMMARY**

Sea Rise 1, Brooklyn, NY

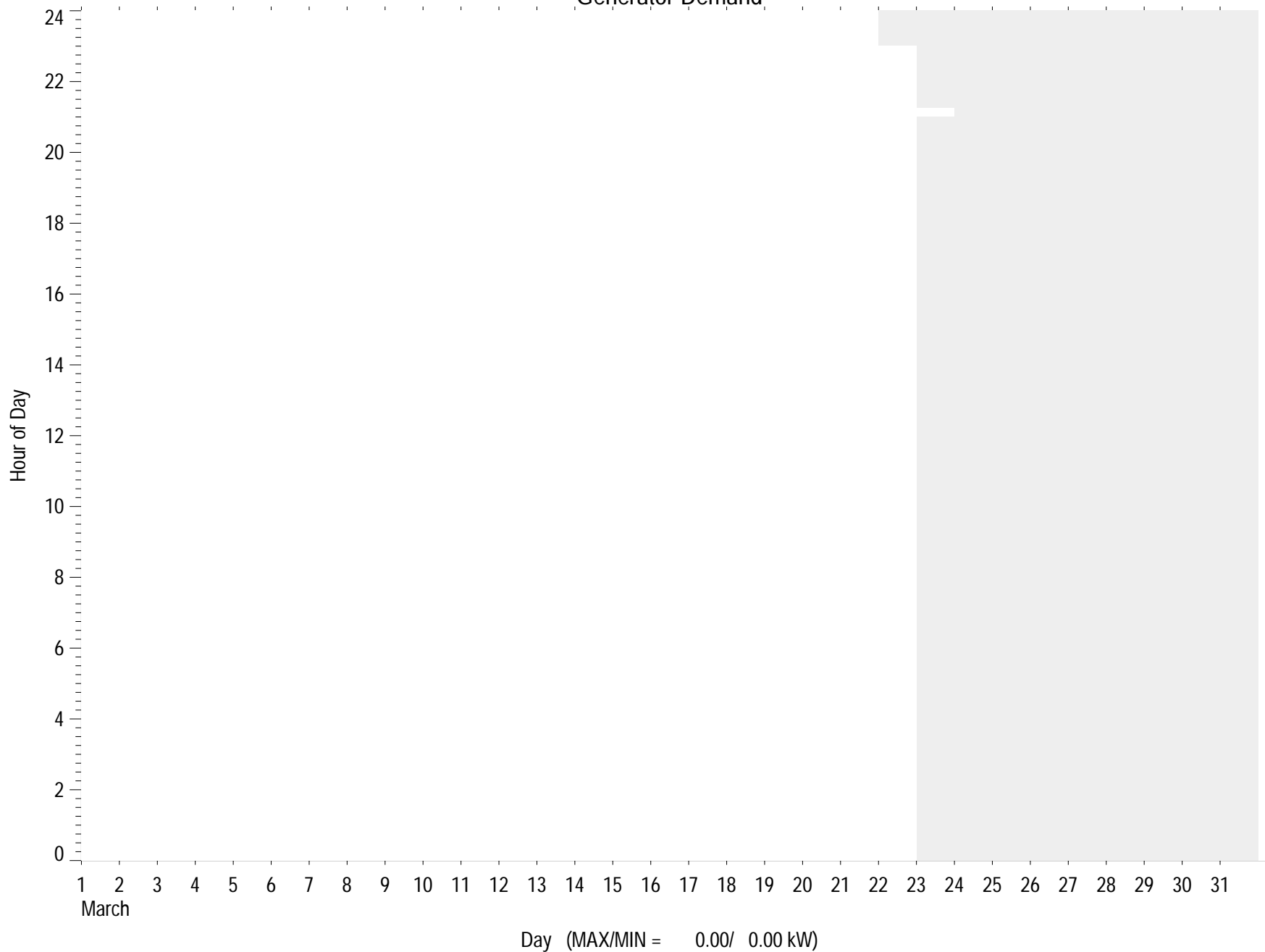
03/01/09 to 03/31/09

<b>Date</b>	<b>Good Data (%)</b>	<b>Utility Purchased Electricity (kWh)</b>	<b>Total Generator Electricity (kWh)</b>	<b>Total Facility Electricity (kWh)</b>	<b>Utility Purchased Demand (Peak kW)</b>	<b>Net Facility Demand (Peak kW)</b>
03/01/09	0.00	0.00	-	-	208.20	-
03/02/09	0.00	0.00	-	-	208.20	-
03/03/09	0.00	0.00	-	-	208.20	-
03/04/09	0.00	0.00	-	-	208.20	-
03/05/09	0.00	0.00	-	-	208.20	-
03/06/09	0.00	0.00	-	-	208.20	-
03/07/09	0.00	0.00	-	-	208.20	-
03/08/09	0.00	0.00	-	-	208.20	-
03/09/09	0.00	0.00	-	-	208.20	-
03/10/09	0.00	0.00	-	-	208.20	-
03/11/09	0.00	0.00	-	-	208.20	-
03/12/09	0.00	0.00	-	-	208.20	-
03/13/09	0.00	0.00	-	-	208.20	-
03/14/09	0.00	0.00	-	-	208.20	-
03/15/09	0.00	0.00	-	-	208.20	-
03/16/09	0.00	0.00	-	-	208.20	-
03/17/09	0.00	0.00	-	-	208.20	-
03/18/09	0.00	0.00	-	-	208.20	-
03/19/09	0.00	0.00	-	-	208.20	-
03/20/09	0.00	0.00	-	-	208.20	-
03/21/09	0.00	0.00	-	-	208.20	-
03/22/09	3.13	0.00	0.00	-	208.20	5.12
03/23/09	97.92	0.00	0.00	-	4.89	4.89
03/24/09	100.00	0.00	0.00	-	-	-
03/25/09	100.00	0.00	0.00	-	-	-
03/26/09	98.96	1.00	0.00	-	-	-
03/27/09	100.00	0.00	0.00	-	-	-
03/28/09	100.00	0.00	0.00	-	-	-
03/29/09	100.00	0.00	0.00	-	-	-
03/30/09	100.00	0.00	0.00	-	-	-
03/31/09	100.00	0.00	0.00	-	-	-
<b>Total</b>	<b>29.03</b>	<b>1.00</b>	<b>0.00</b>	<b>-</b>	<b>208.20</b>	<b>5.12</b>

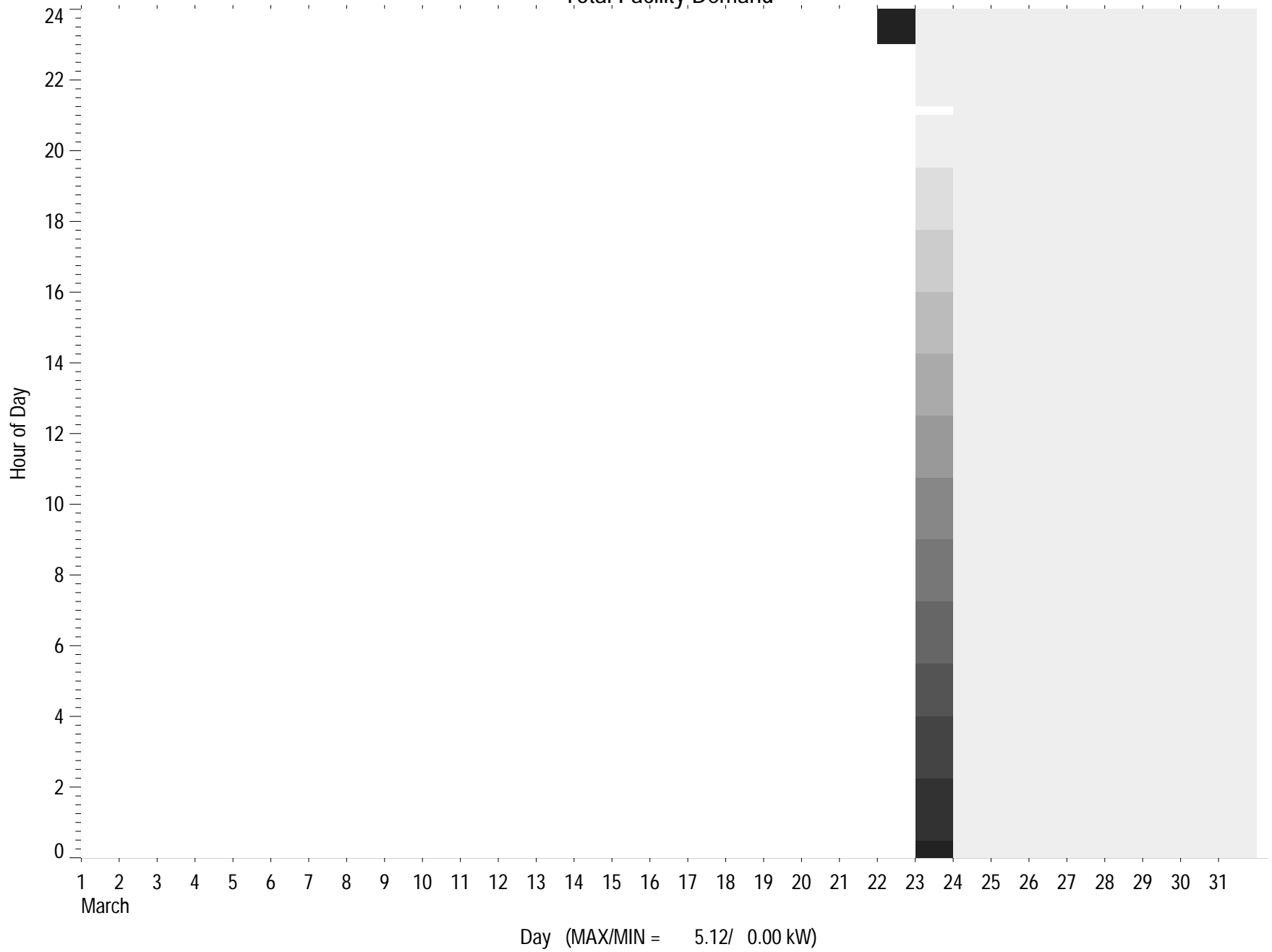
# Utility Purchased Demand



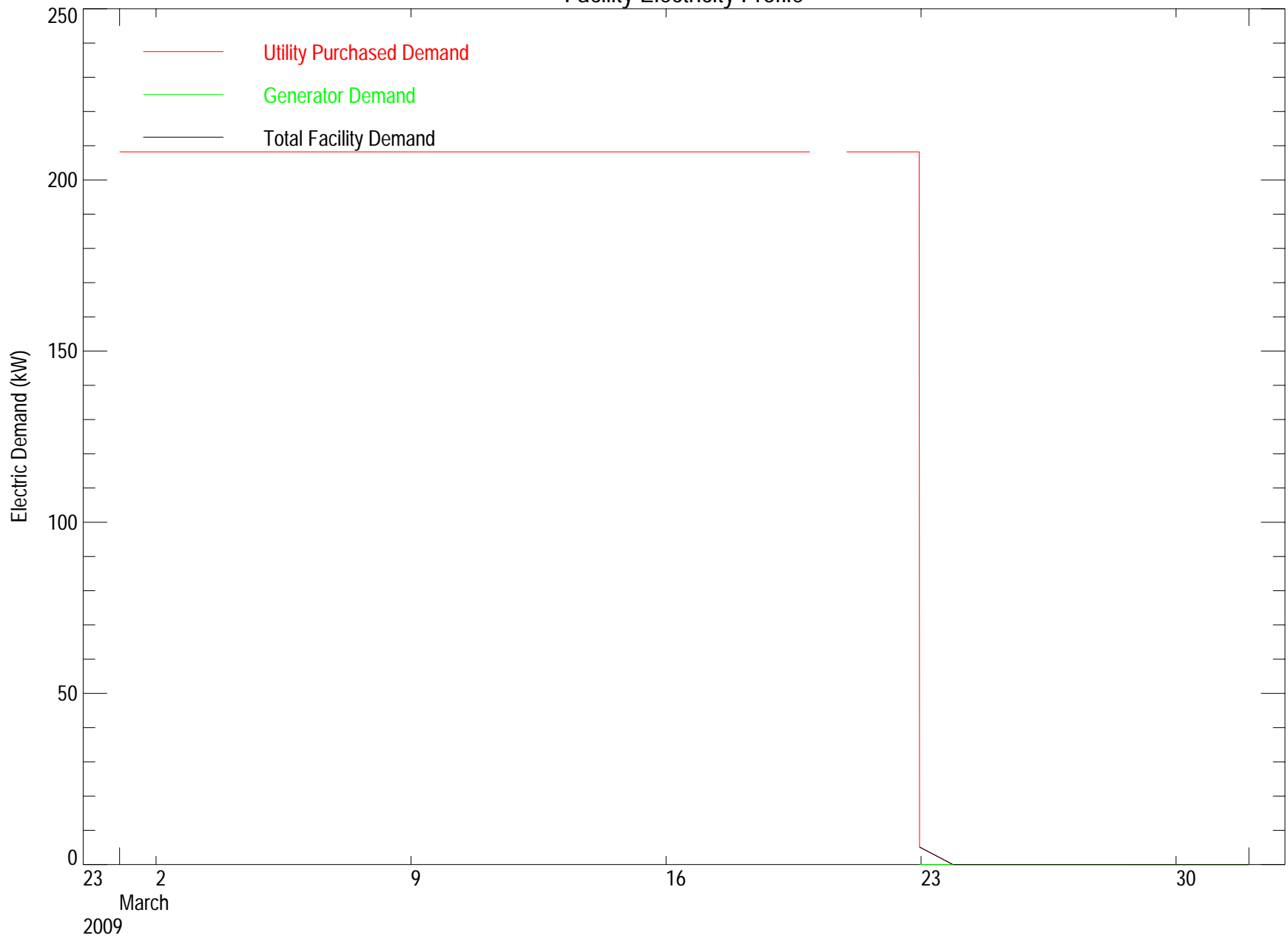
# Generator Demand



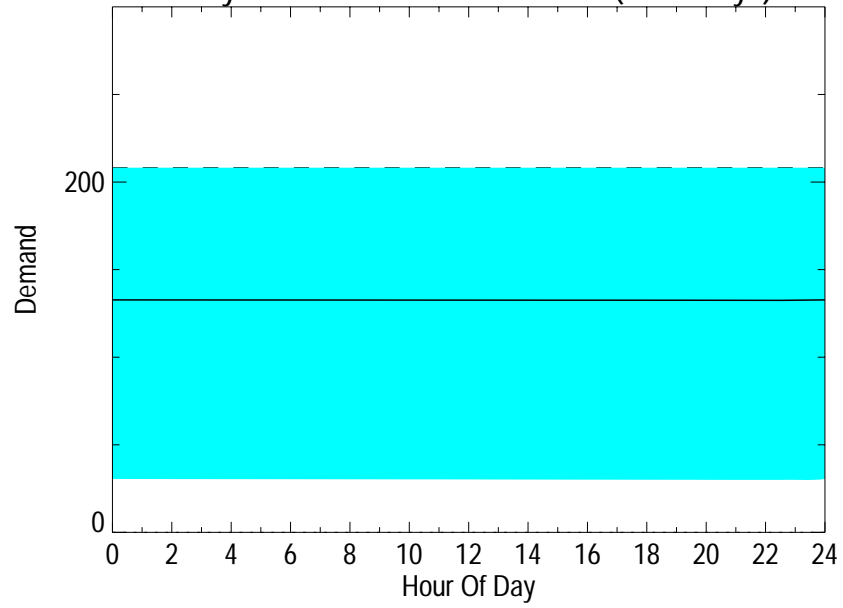
# Total Facility Demand



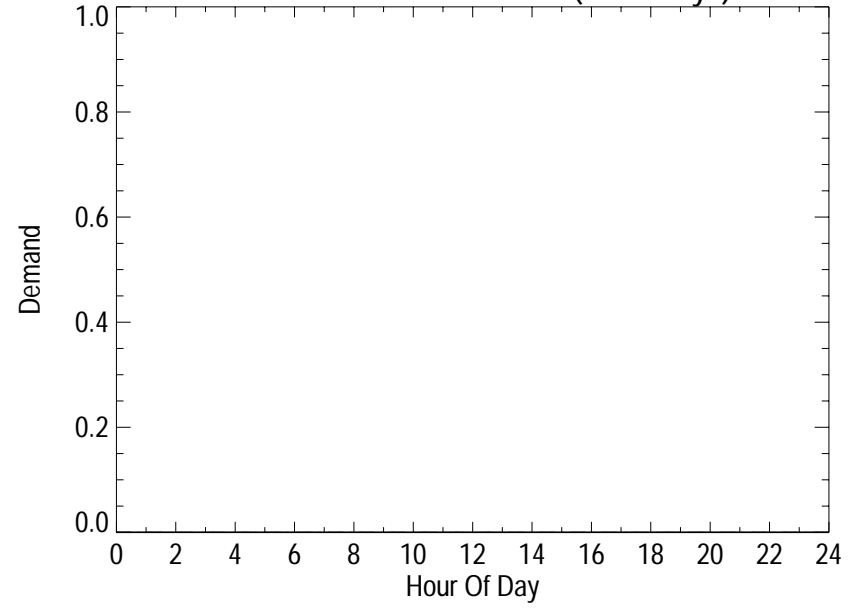
# Facility Electricity Profile



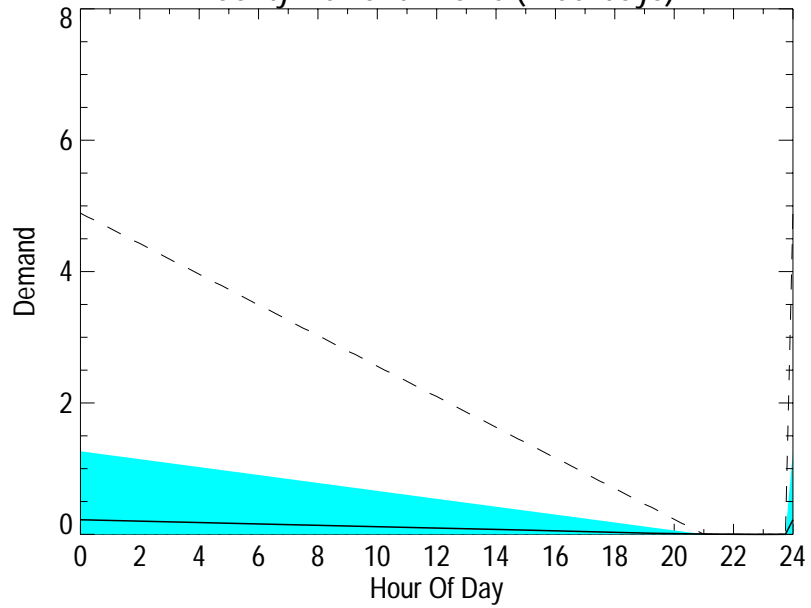
Utility Purchased Demand Profile (Weekdays)



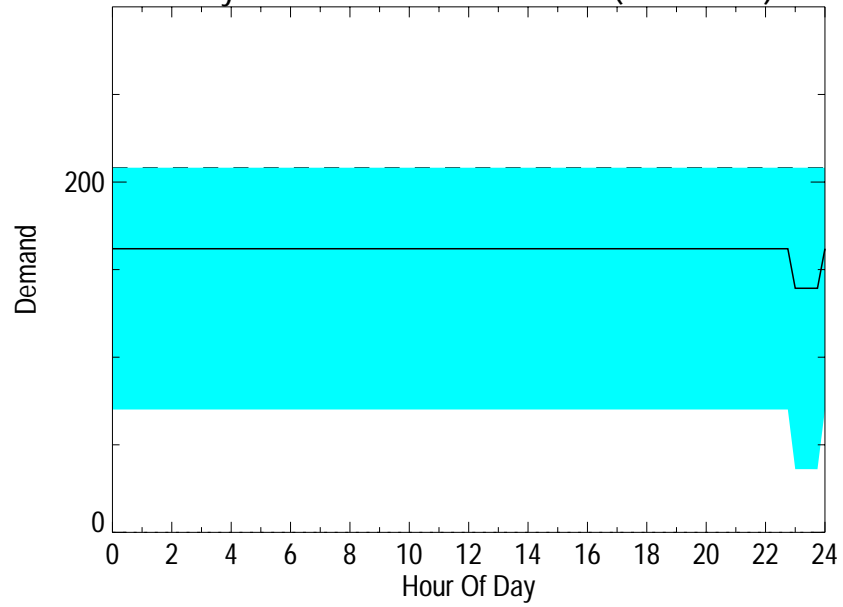
Generator Demand Profile (Weekdays)



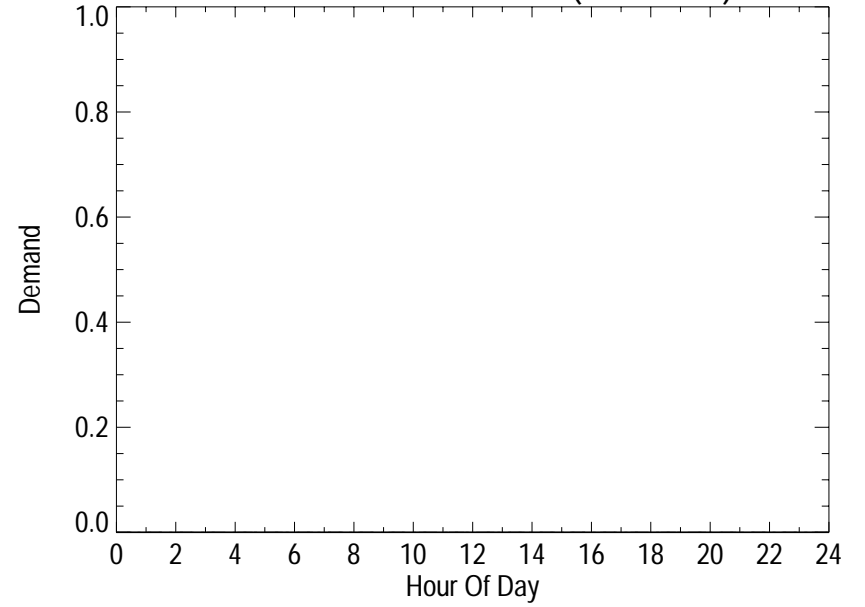
Facility Demand Profile (Weekdays)



Utility Purchased Demand Profile (Weekends)



Generator Demand Profile (Weekends)



Facility Demand Profile (Weekends)

