


# GENERATOR, FACILITY AND METER POWER SUMMARY

Sea Rise 2, Brooklyn, NY

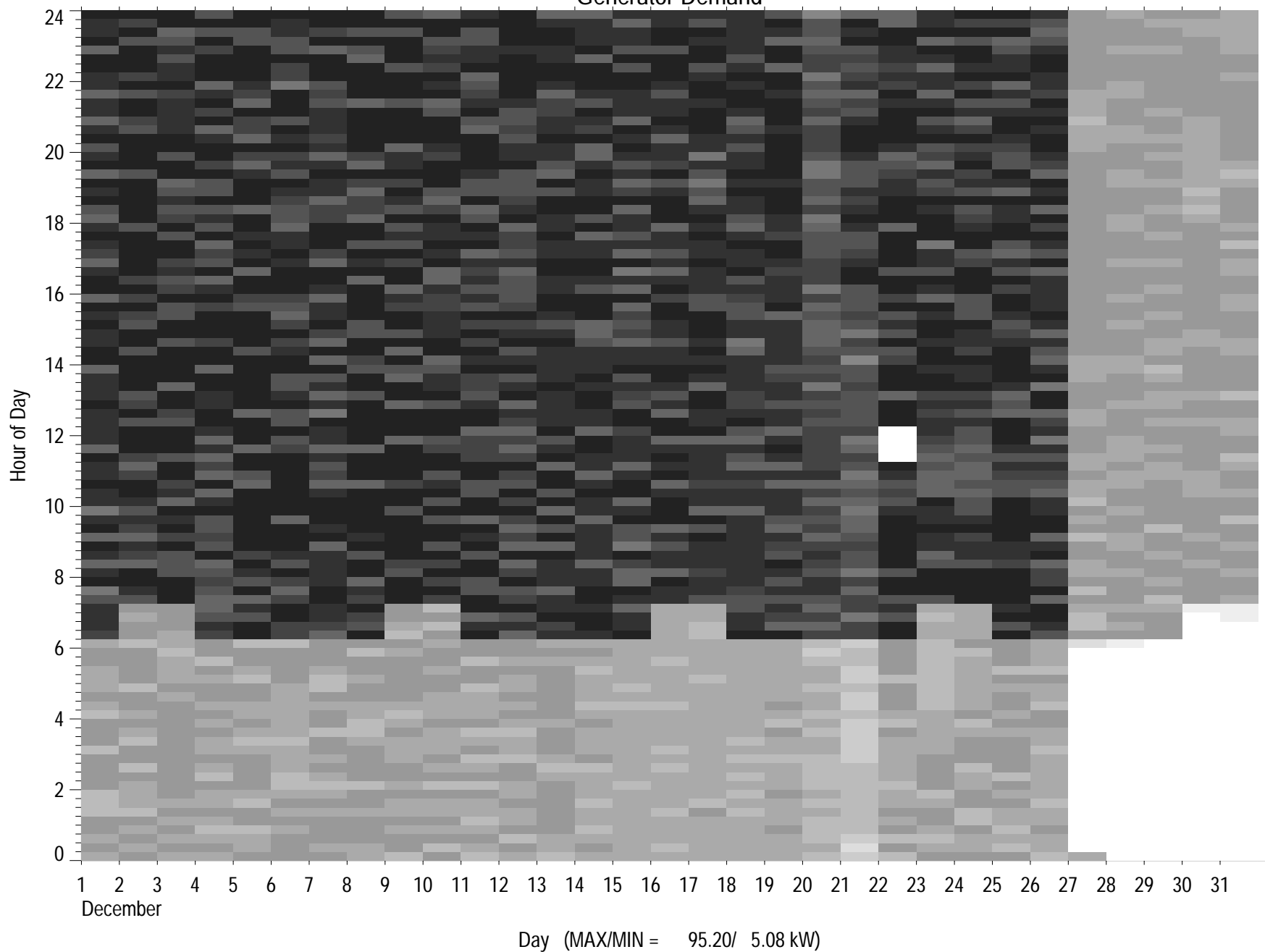
12/01/06 to 12/31/06

Date	Good Data (%)	Utility Purchased Electricity (kWh)	Total Generator Electricity (kWh)	Total Facility Electricity (kWh)	Utility Purchased Demand (Peak kW)	Net Facility Demand (Peak kW)
12/01/06	100.00	4233.00	1705.41	5938.41	265.46	355.66
12/02/06	100.00	5264.00	1717.91	6981.91	303.84	398.54
12/03/06	100.00	5121.00	1724.09	6845.09	311.96	383.96
12/04/06	100.00	5251.00	1757.20	7008.20	338.80	403.20
12/05/06	100.00	5573.00	1771.39	7344.39	328.76	416.81
12/06/06	100.00	5339.00	1754.00	7093.00	310.52	397.58
12/07/06	100.00	5250.00	1727.91	6977.91	311.94	400.31
12/08/06	100.00	6828.00	1771.50	8599.50	364.73	449.68
12/09/06	100.00	7052.00	1724.20	8776.20	378.29	465.68
12/10/06	100.00	6562.00	1705.50	8267.50	339.36	432.74
12/11/06	100.00	5090.00	1747.80	6837.80	297.63	382.87
12/12/06	100.00	4569.00	1751.30	6320.30	283.49	365.69
12/13/06	100.00	4556.00	1710.91	6266.91	276.15	356.17
12/14/06	100.00	4350.00	1697.59	6047.59	255.71	334.22
12/15/06	100.00	4460.00	1680.80	6140.80	263.96	354.16
12/16/06	100.00	4700.00	1664.41	6364.41	272.71	361.34
12/17/06	100.00	4864.00	1659.59	6523.59	279.83	365.73
12/18/06	100.00	4703.00	1693.91	6396.91	287.42	376.18
12/19/06	100.00	4741.00	1710.70	6451.70	281.57	371.77
12/20/06	100.00	4972.00	1527.70	6499.70	335.65	413.95
12/21/06	100.00	5261.00	1533.69	6794.69	299.26	375.78
12/22/06	95.83	4929.00	1656.50	6340.50	264.12	355.91
12/23/06	100.00	4875.00	1668.11	6543.11	273.72	363.72
12/24/06	100.00	4782.00	1698.20	6480.20	263.63	344.12
12/25/06	100.00	4844.00	1744.69	6588.69	263.62	353.52
12/26/06	100.00	4636.00	1691.70	6327.70	268.36	356.31
12/27/06	76.04	6021.00	761.50	5381.50	334.43	378.43
12/28/06	75.00	6056.00	755.09	5216.09	331.75	367.97
12/29/06	73.96	5640.00	757.91	4804.91	303.02	345.90
12/30/06	70.83	5819.00	706.80	4825.80	327.98	368.13
12/31/06	71.88	5854.00	712.39	4878.39	318.49	358.04
Total	95.60	162195.00	47890.39	201863.39	378.29	465.68

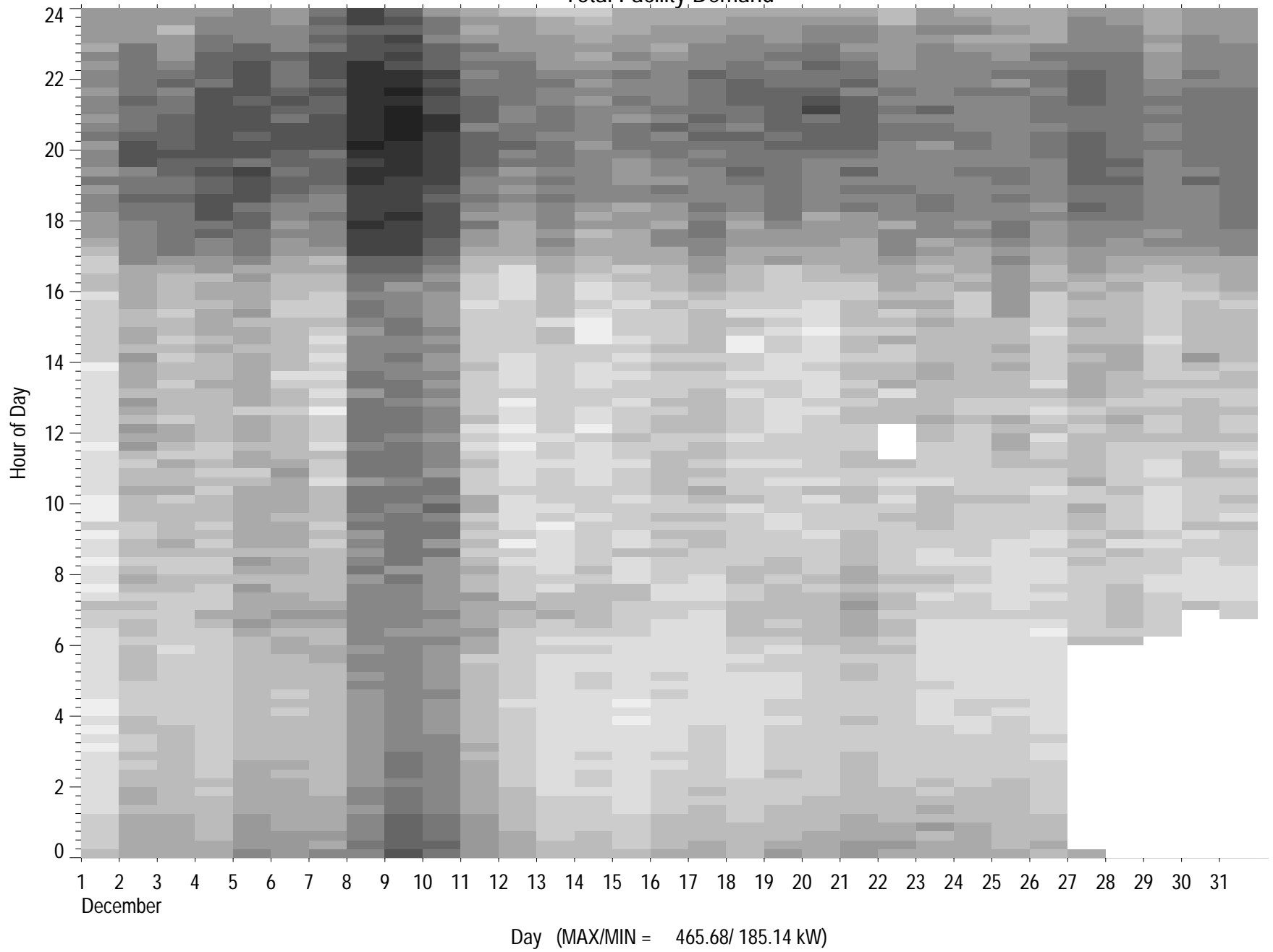
# Utility Purchased Demand



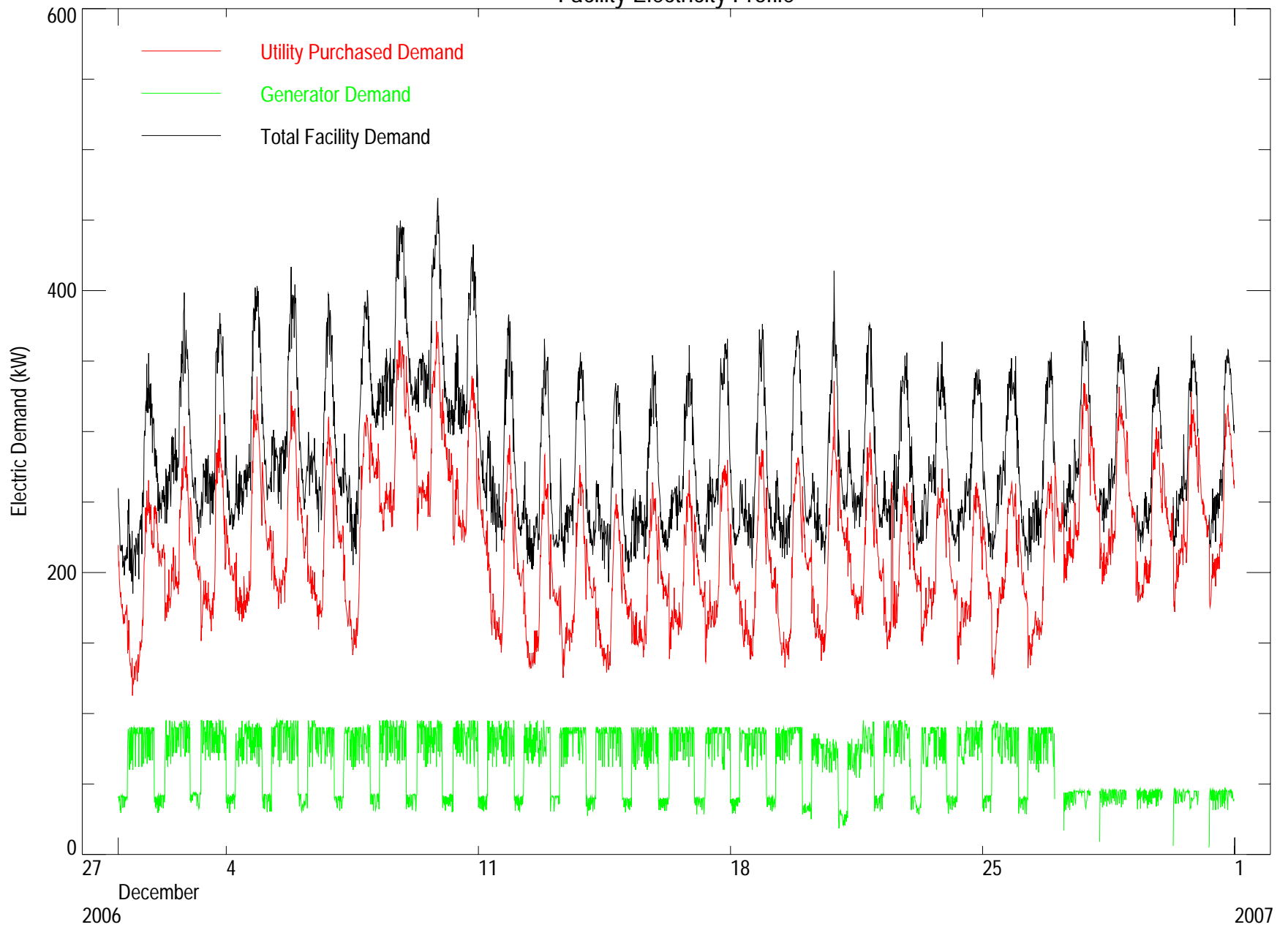
# Generator Demand



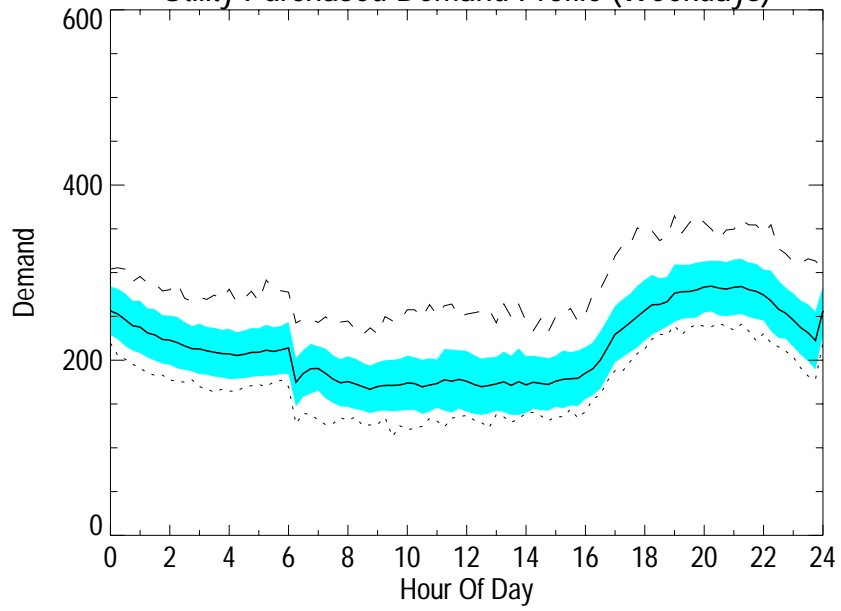
# Total Facility Demand



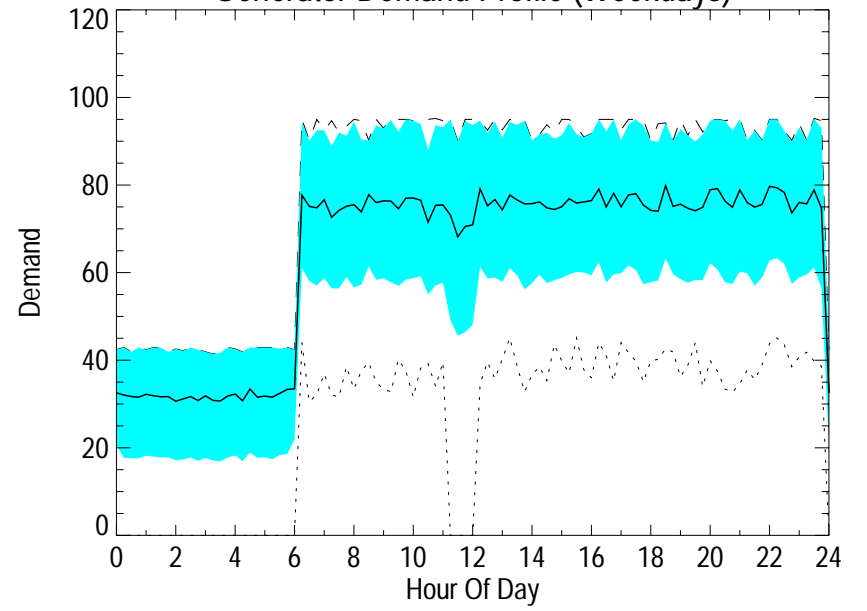
# Facility Electricity Profile



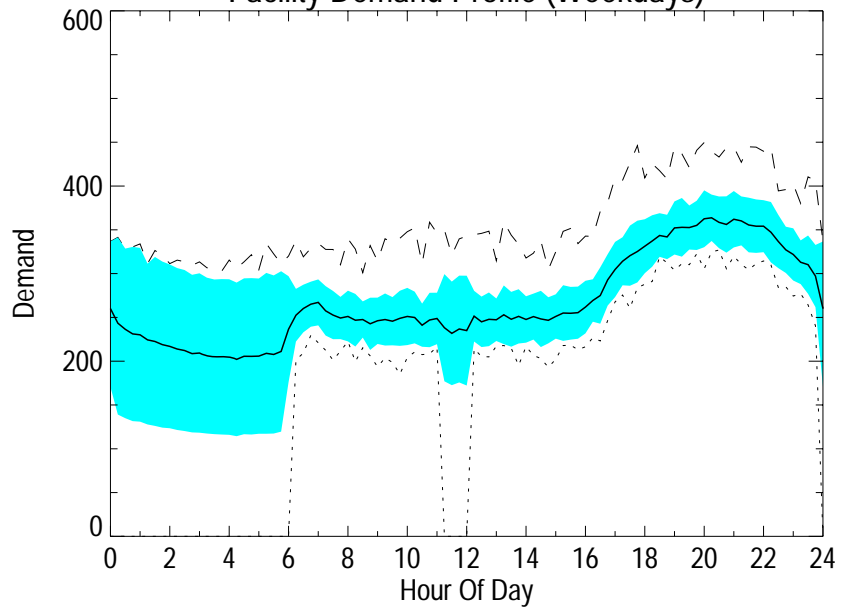
Utility Purchased Demand Profile (Weekdays)



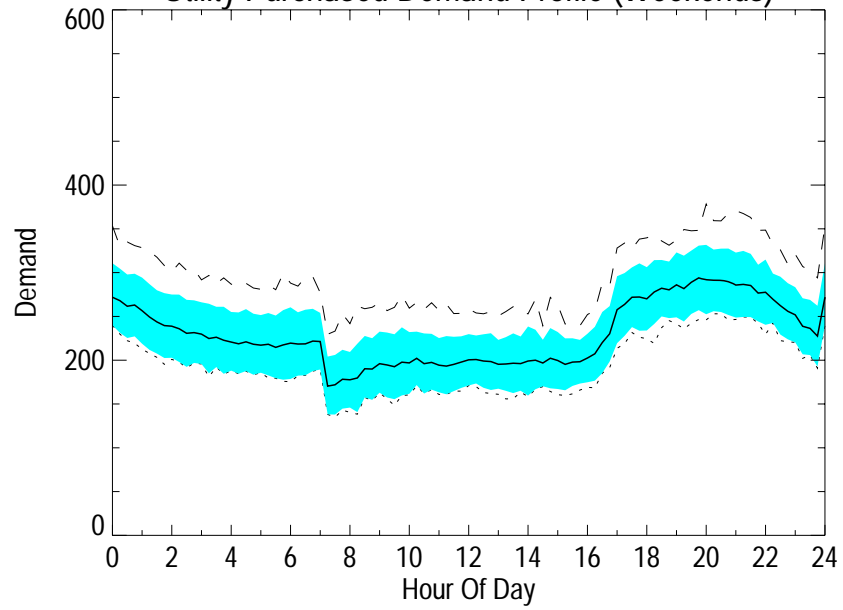
Generator Demand Profile (Weekdays)



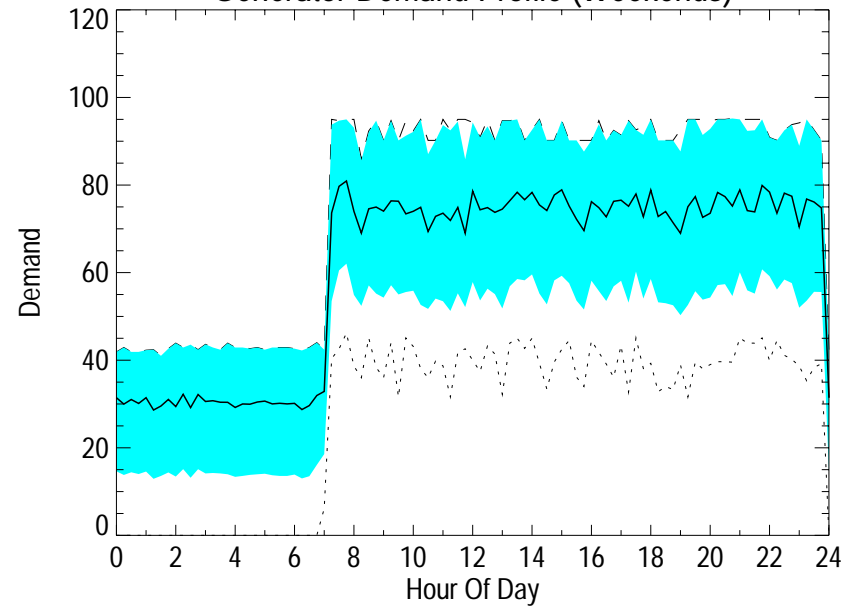
Facility Demand Profile (Weekdays)



Utility Purchased Demand Profile (Weekends)



Generator Demand Profile (Weekends)



Facility Demand Profile (Weekends)

