

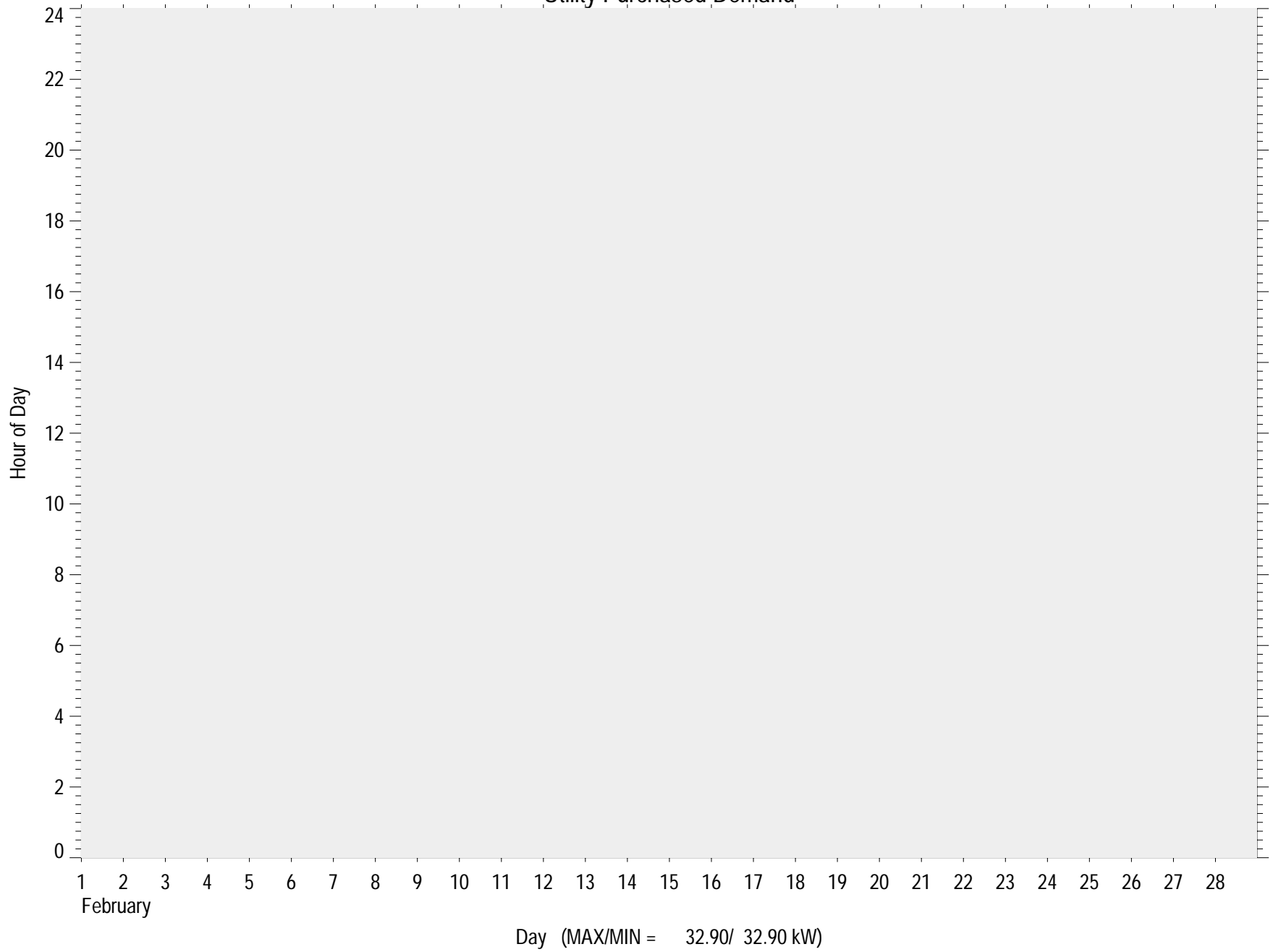
**GENERATOR, FACILITY AND METER POWER SUMMARY**

Hazel Towers, Bronx, NY

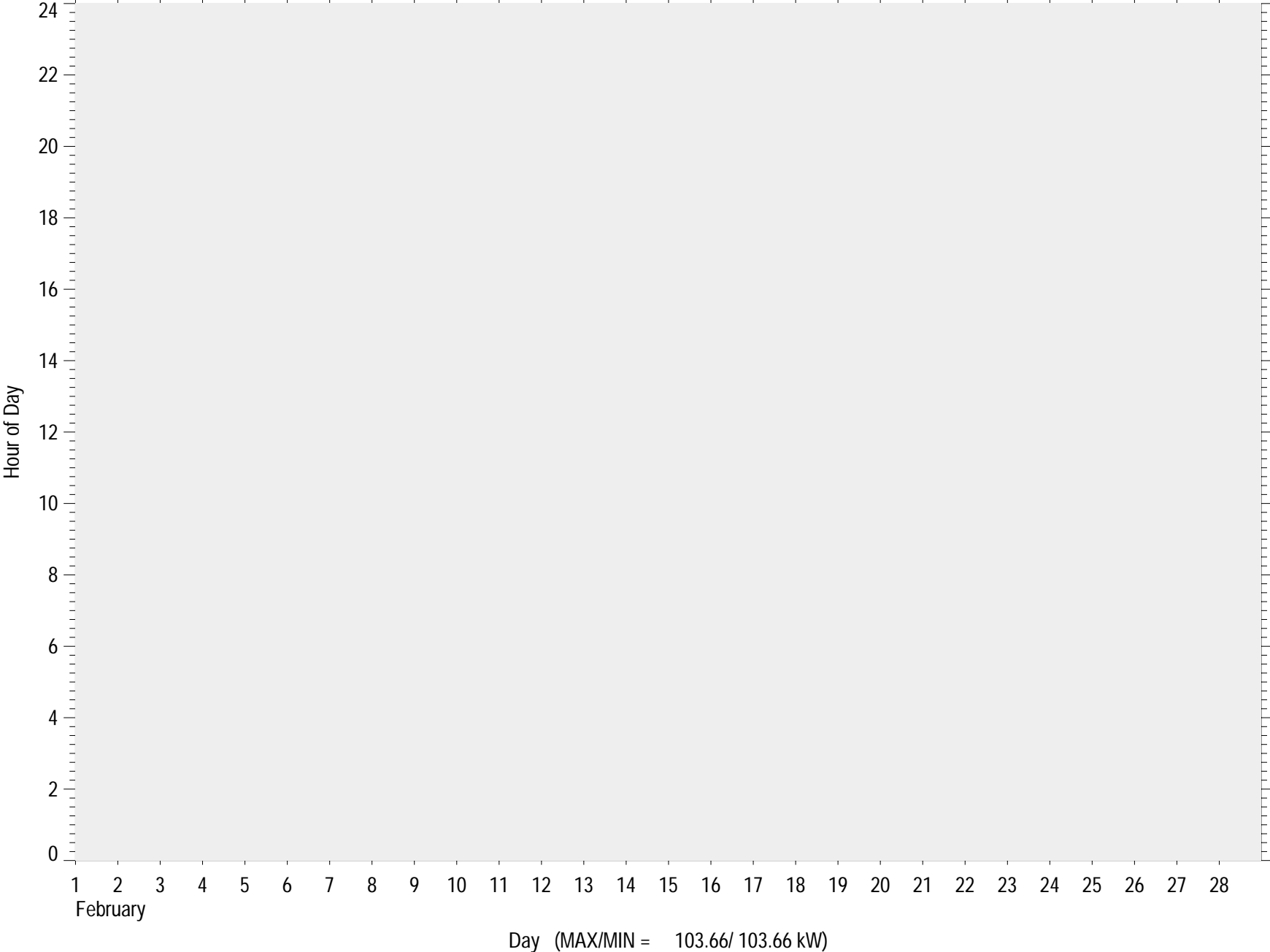
02/01/09 to 02/28/09

Date	Good Data (%)	Utility Purchased Electricity (kWh)	Total Generator Electricity (kWh)	Total Facility Electricity (kWh)	Utility Purchased Demand (Peak kW)	Net Facility Demand (Peak kW)
02/01/09	100.00	0.00	2487.84	2487.84	32.90	136.56
02/02/09	100.00	0.00	2487.84	2487.84	32.90	136.56
02/03/09	100.00	0.00	2487.84	2487.84	32.90	136.56
02/04/09	100.00	0.00	2487.84	2487.84	32.90	136.56
02/05/09	100.00	0.00	2487.84	2487.84	32.90	136.56
02/06/09	100.00	0.00	2487.84	2487.84	32.90	136.56
02/07/09	100.00	0.00	2487.84	2487.84	32.90	136.56
02/08/09	100.00	0.00	2487.84	2487.84	32.90	136.56
02/09/09	100.00	0.00	2487.84	2487.84	32.90	136.56
02/10/09	100.00	0.00	2487.84	2487.84	32.90	136.56
02/11/09	100.00	0.00	2487.84	2487.84	32.90	136.56
02/12/09	100.00	0.00	2487.84	2487.84	32.90	136.56
02/13/09	100.00	0.00	2487.84	2487.84	32.90	136.56
02/14/09	100.00	0.00	2487.84	2487.84	32.90	136.56
02/15/09	100.00	0.00	2487.84	2487.84	32.90	136.56
02/16/09	100.00	0.00	2487.84	2487.84	32.90	136.56
02/17/09	100.00	0.00	2487.84	2487.84	32.90	136.56
02/18/09	100.00	0.00	2487.84	2487.84	32.90	136.56
02/19/09	100.00	0.00	2487.84	2487.84	32.90	136.56
02/20/09	100.00	0.00	2487.84	2487.84	32.90	136.56
02/21/09	100.00	0.00	2487.84	2487.84	32.90	136.56
02/22/09	100.00	0.00	2487.84	2487.84	32.90	136.56
02/23/09	100.00	0.00	2487.84	2487.84	32.90	136.56
02/24/09	100.00	0.00	2487.84	2487.84	32.90	136.56
02/25/09	100.00	0.00	2487.84	2487.84	32.90	136.56
02/26/09	100.00	0.00	2487.84	2487.84	32.90	136.56
02/27/09	100.00	0.00	2487.84	2487.84	32.90	136.56
02/28/09	100.00	0.00	2487.84	2487.84	32.90	136.56
Total	100.00	0.00	69659.52	69659.52	32.90	136.56

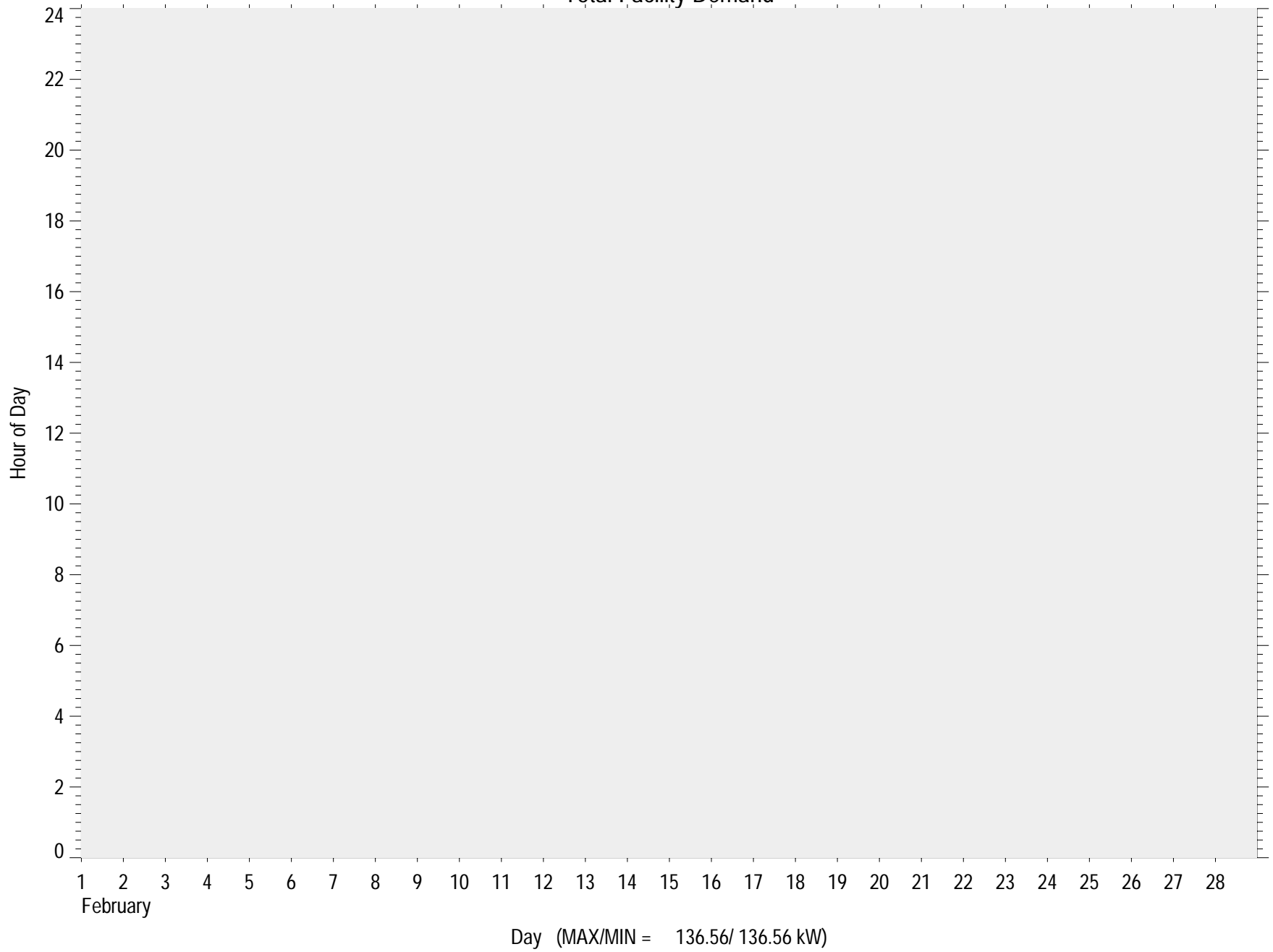
# Utility Purchased Demand



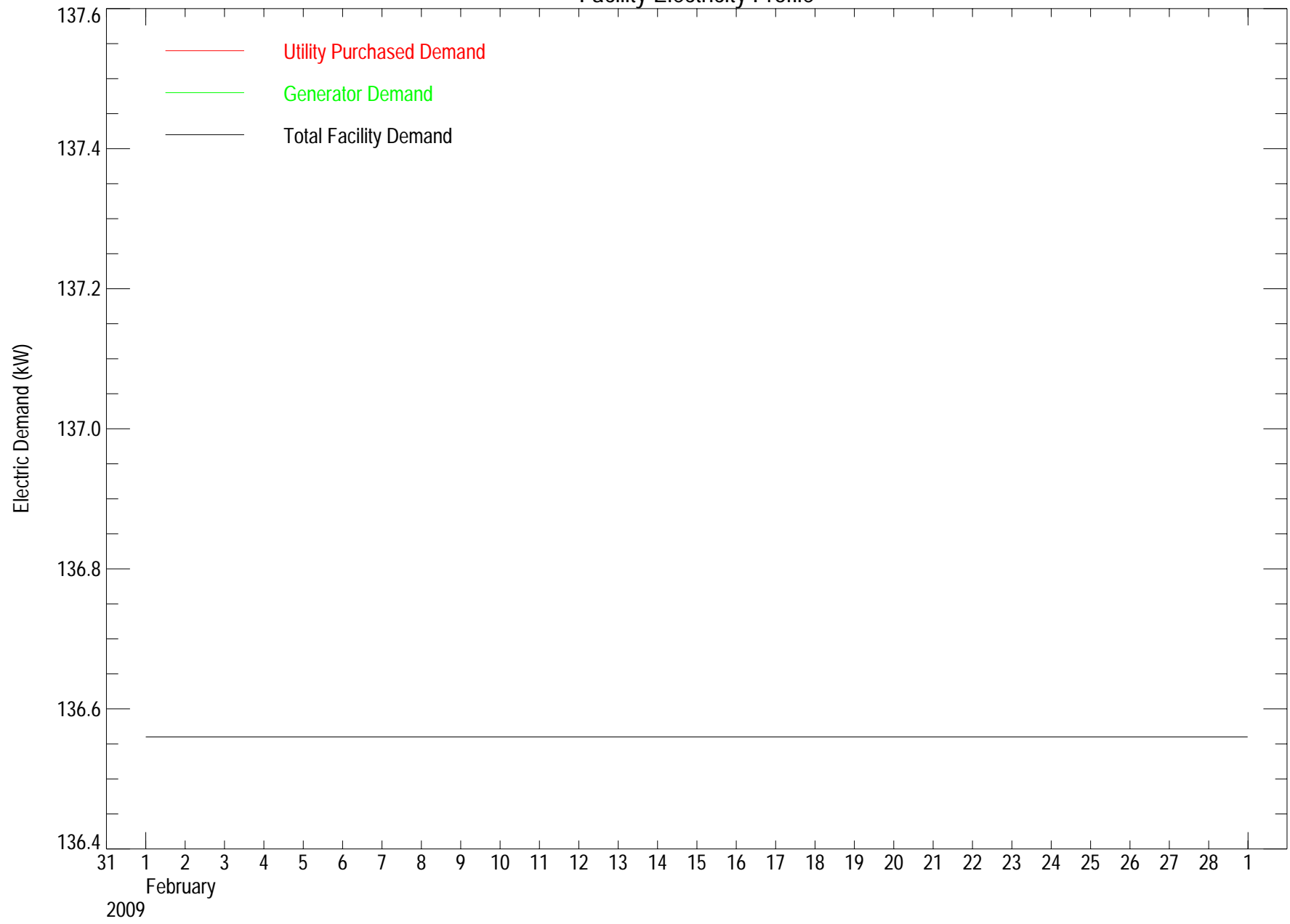
# Generator Demand



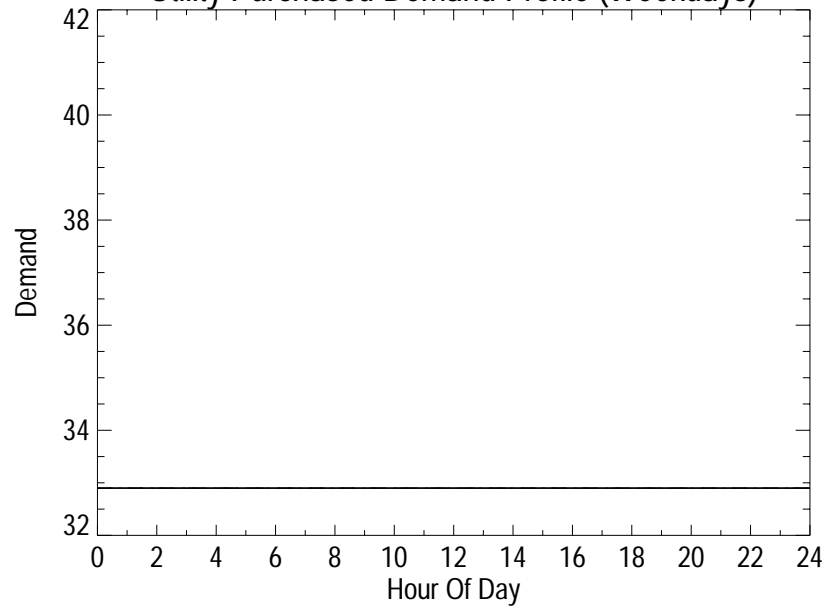
# Total Facility Demand



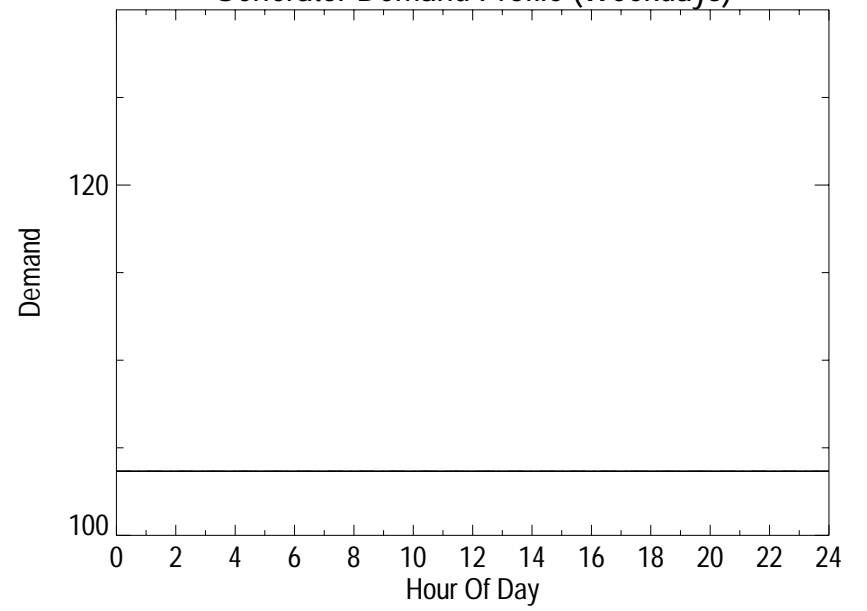
# Facility Electricity Profile



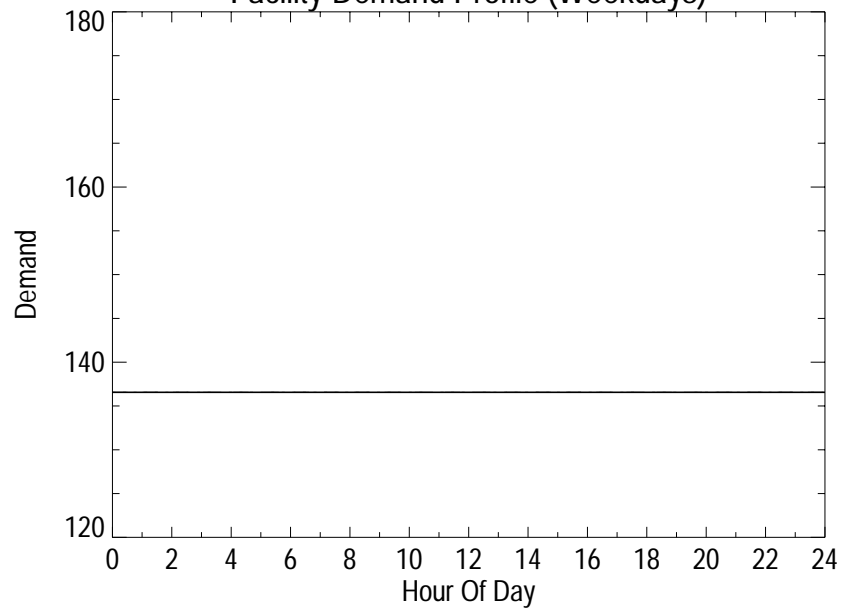
Utility Purchased Demand Profile (Weekdays)



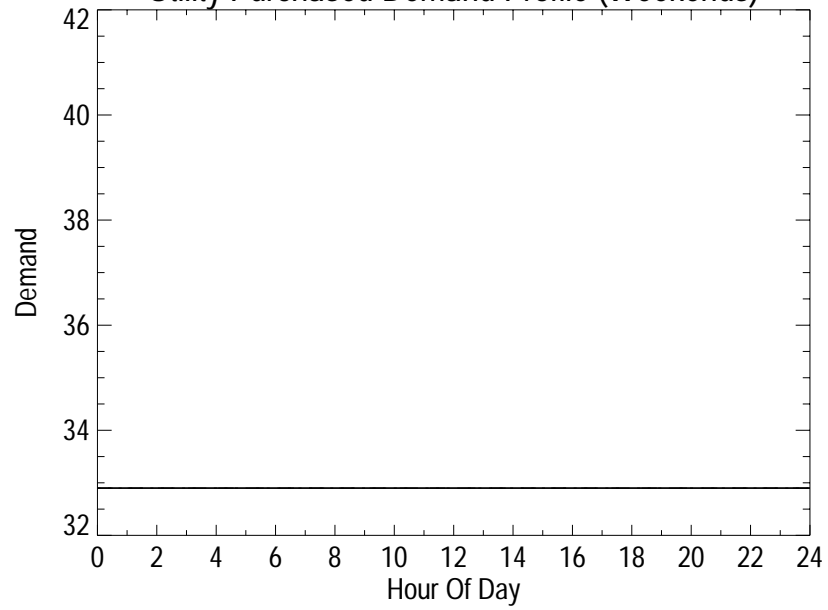
Generator Demand Profile (Weekdays)



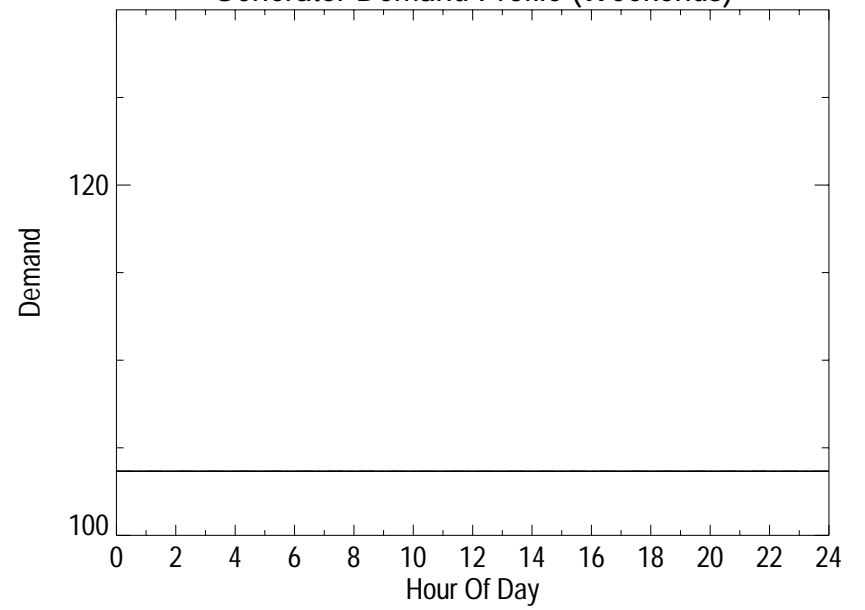
Facility Demand Profile (Weekdays)



Utility Purchased Demand Profile (Weekends)



Generator Demand Profile (Weekends)



Facility Demand Profile (Weekends)

