

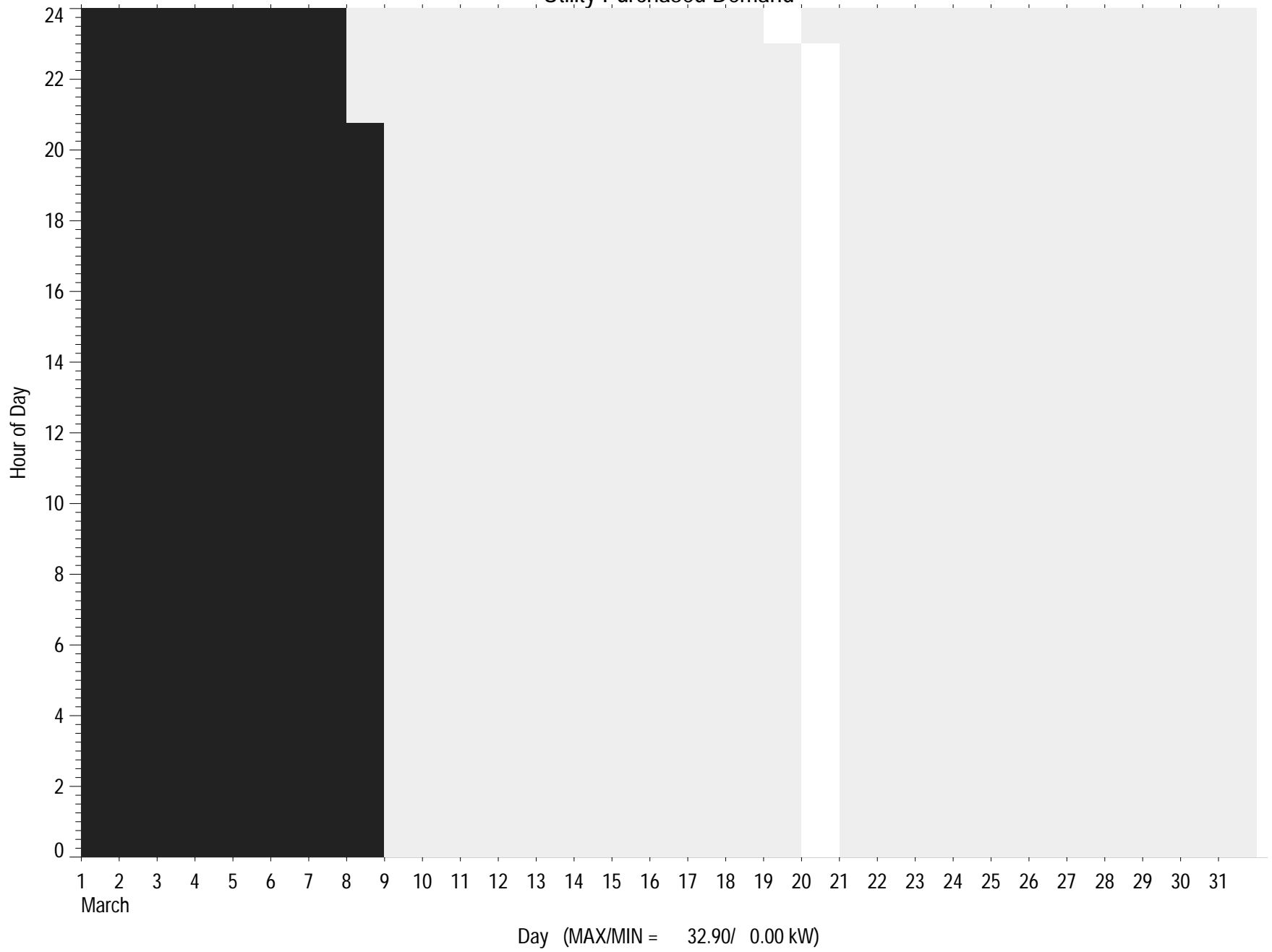
# GENERATOR, FACILITY AND METER POWER SUMMARY

Hazel Towers, Bronx, NY

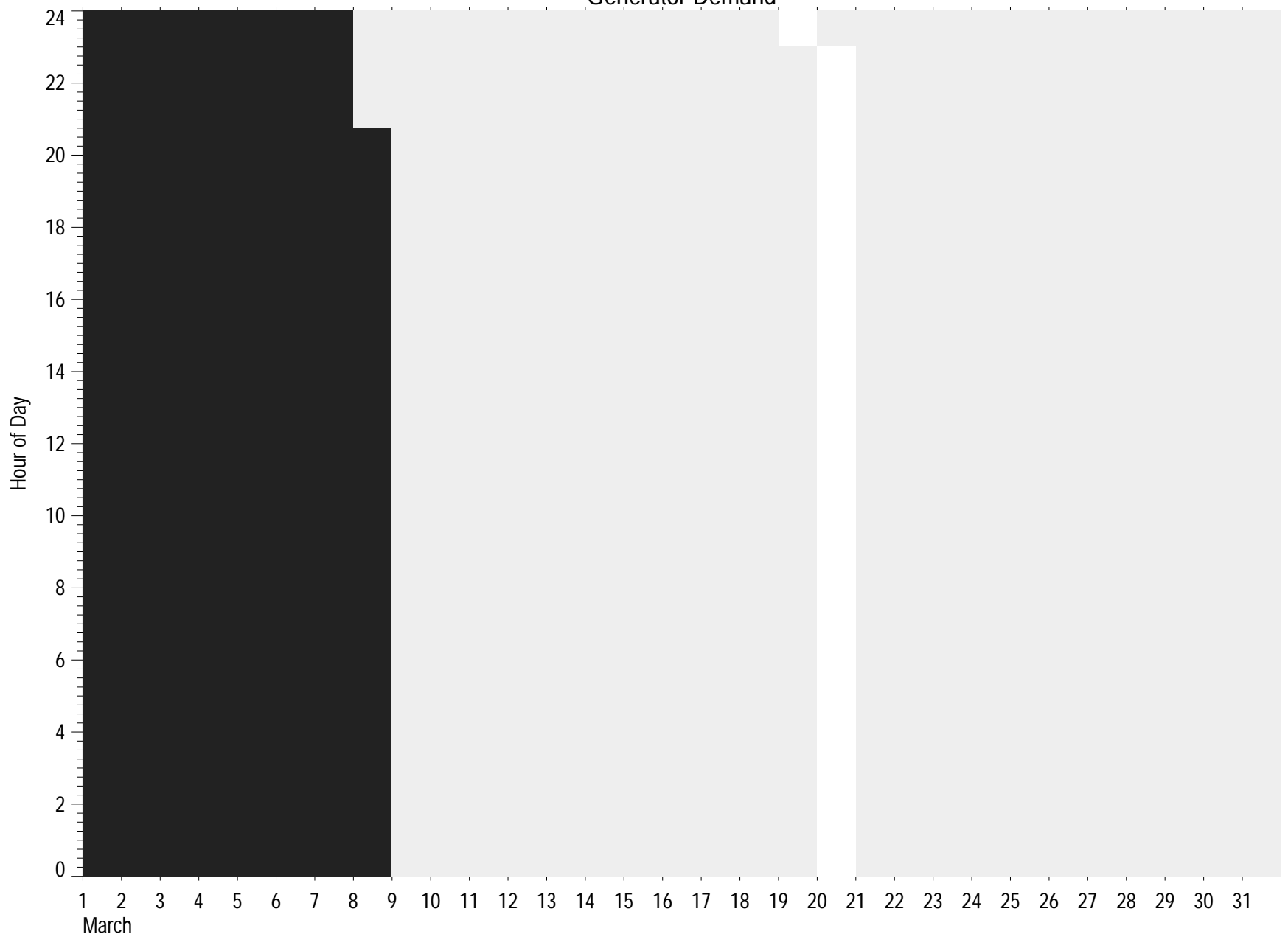
03/01/09 to 03/31/09

Date	Good Data (%)	Utility Purchased Electricity (kWh)	Total Generator Electricity (kWh)	Total Facility Electricity (kWh)	Utility Purchased Demand (Peak kW)	Net Facility Demand (Peak kW)
03/01/09	100.00	0.00	2487.84	2487.84	32.90	136.56
03/02/09	100.00	0.00	2487.84	2487.84	32.90	136.56
03/03/09	100.00	0.00	2487.84	2487.84	32.90	136.56
03/04/09	100.00	0.00	2487.84	2487.84	32.90	136.56
03/05/09	100.00	0.00	2487.84	2487.84	32.90	136.56
03/06/09	100.00	0.00	2487.84	2487.84	32.90	136.56
03/07/09	100.00	0.00	2487.84	2487.84	32.90	136.56
03/08/09	100.00	0.00	2151.15	2151.15	32.90	136.57
03/09/09	100.00	0.00	0.00	-	-	-
03/10/09	100.00	0.00	0.00	-	-	-
03/11/09	100.00	0.00	0.00	-	-	-
03/12/09	100.00	0.00	0.00	-	-	-
03/13/09	100.00	0.00	0.00	-	-	-
03/14/09	100.00	0.00	0.00	-	-	-
03/15/09	100.00	0.00	0.00	-	-	-
03/16/09	100.00	0.00	0.00	-	-	-
03/17/09	100.00	0.00	0.00	-	-	-
03/18/09	100.00	0.00	0.00	-	-	-
03/19/09	95.83	0.00	0.00	-	-	-
03/20/09	4.17	0.00	0.00	-	-	-
03/21/09	100.00	0.00	0.00	-	-	-
03/22/09	100.00	0.00	0.00	-	-	-
03/23/09	100.00	0.00	0.00	-	-	-
03/24/09	100.00	0.00	0.00	-	-	-
03/25/09	100.00	0.00	0.00	-	-	-
03/26/09	100.00	0.00	0.00	-	-	-
03/27/09	100.00	0.00	0.00	-	-	-
03/28/09	100.00	0.00	0.00	-	-	-
03/29/09	100.00	0.00	0.00	-	-	-
03/30/09	100.00	0.00	0.00	-	-	-
03/31/09	100.00	0.00	0.00	-	-	-
<b>Total</b>	<b>96.77</b>	<b>0.00</b>	<b>19566.03</b>	<b>19566.03</b>	<b>32.90</b>	<b>136.57</b>

# Utility Purchased Demand

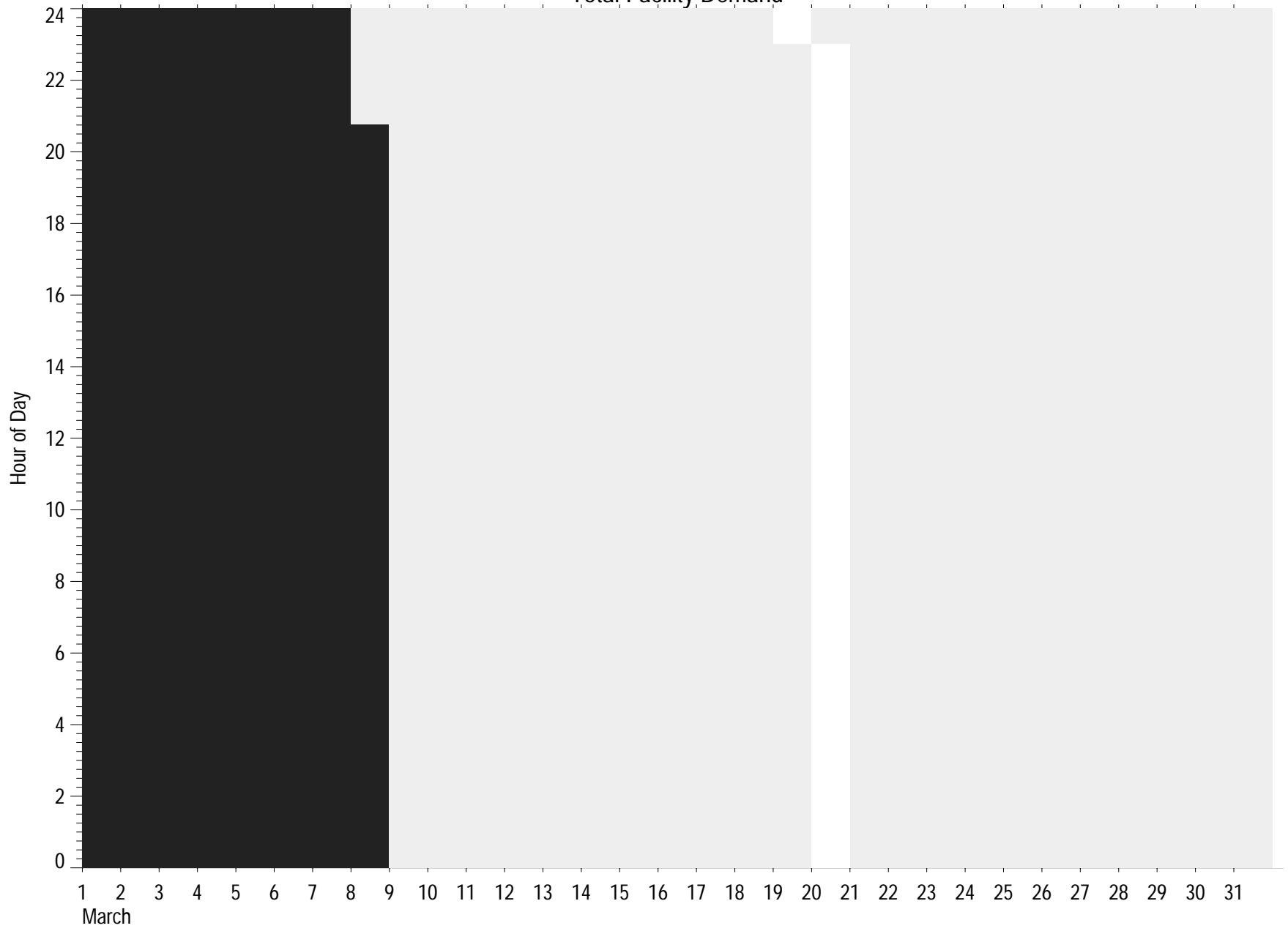


# Generator Demand



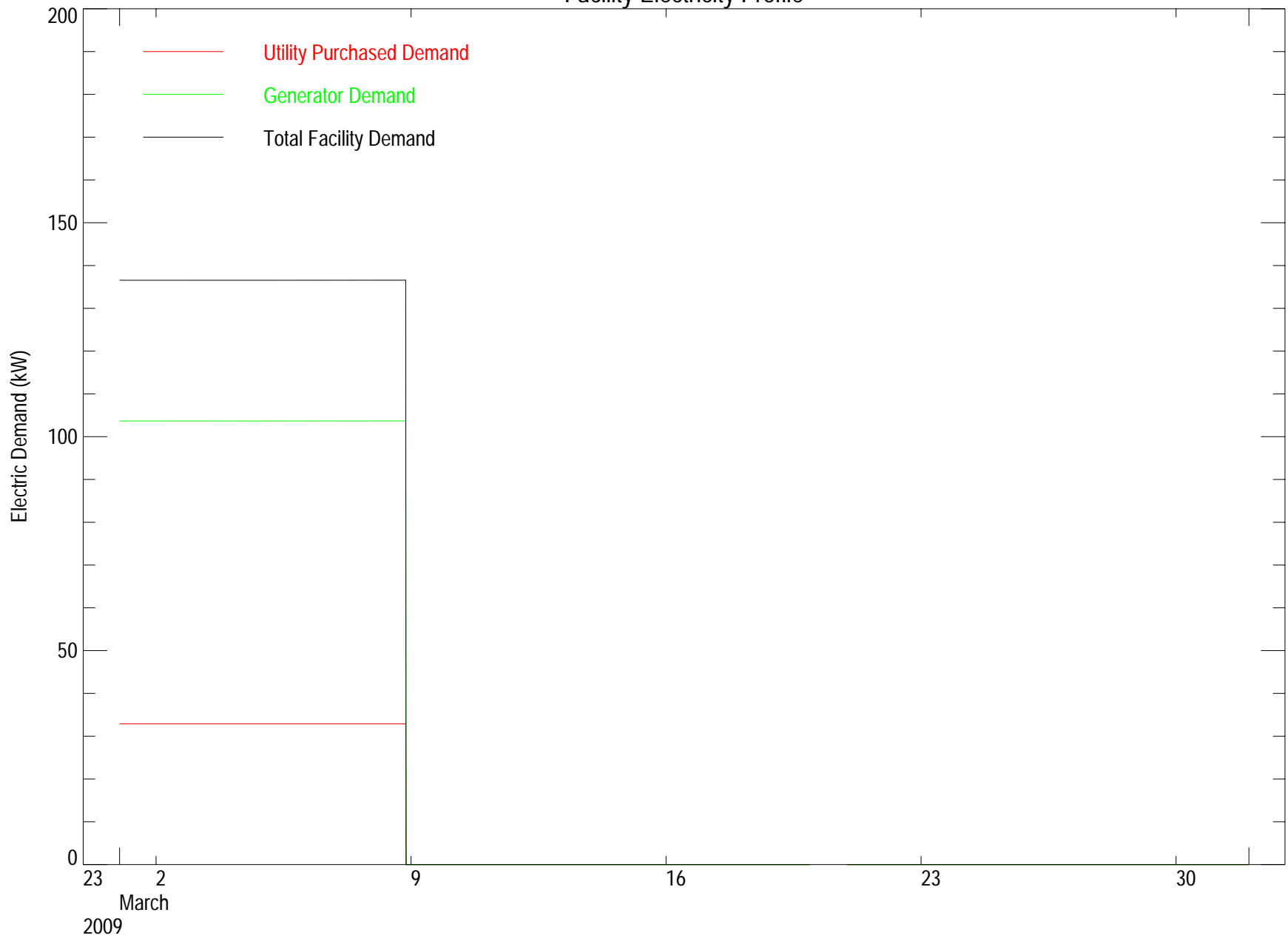
Day (MAX/MIN = 103.67/ 0.00 kW)

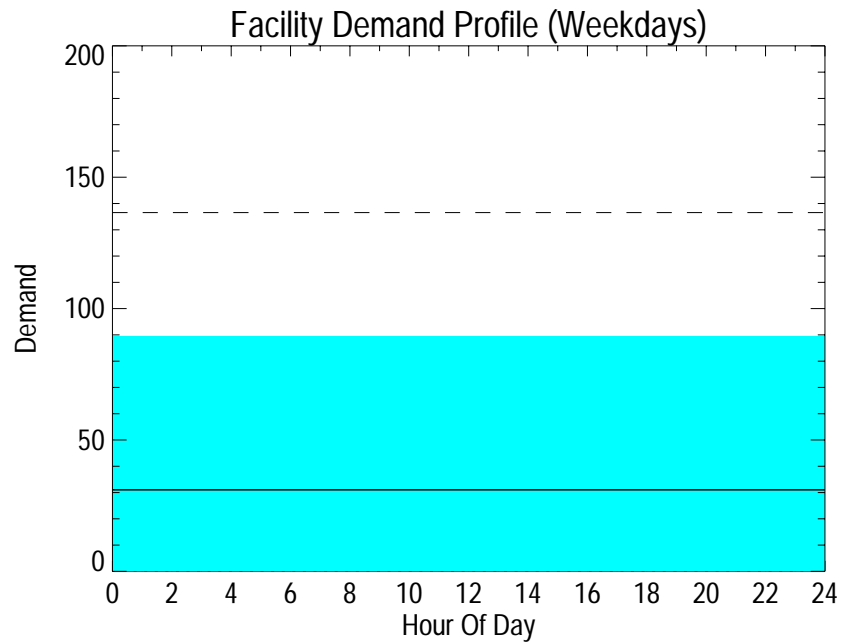
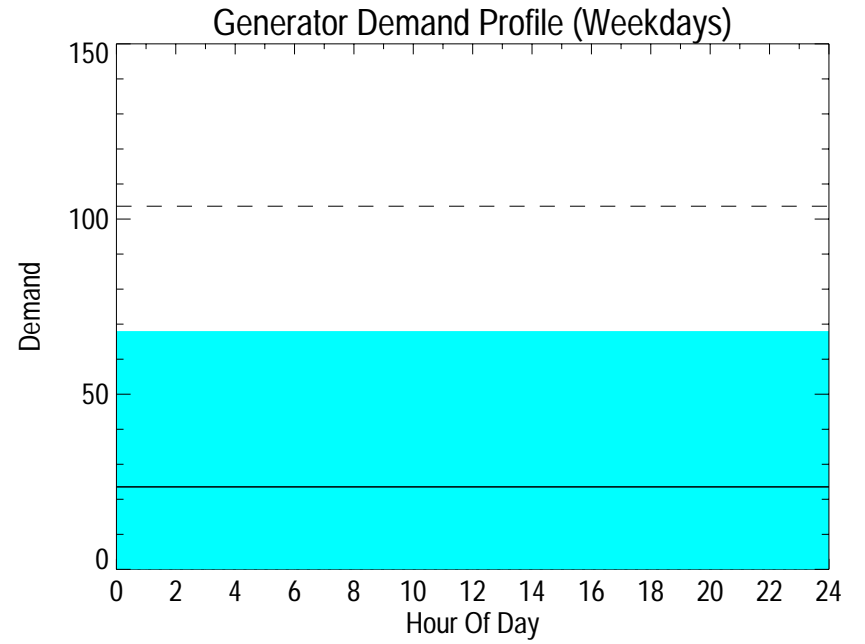
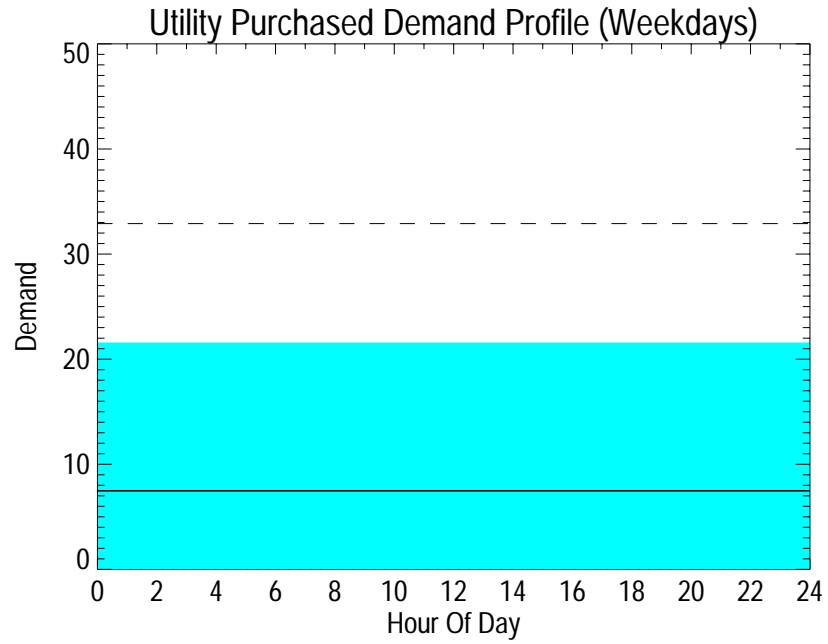
# Total Facility Demand



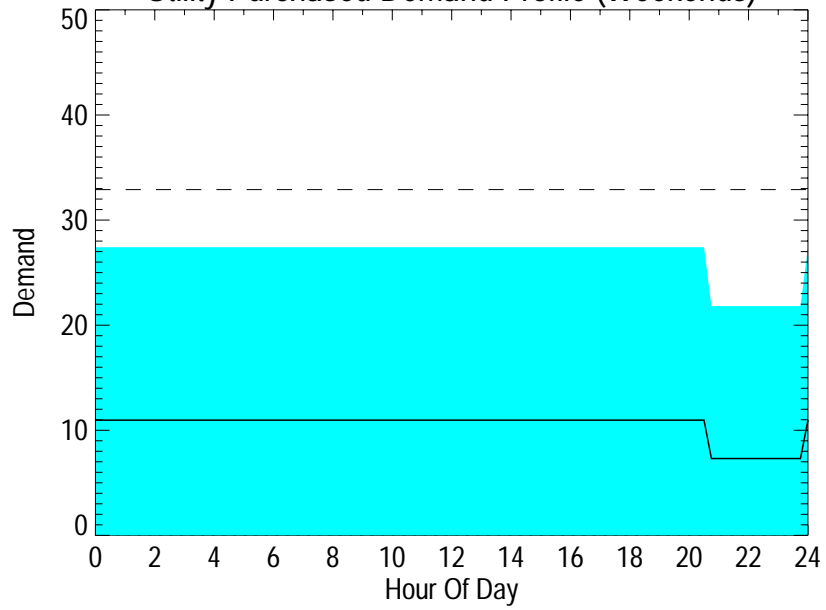
Day (MAX/MIN = 136.57/ 0.00 kW)

# Facility Electricity Profile

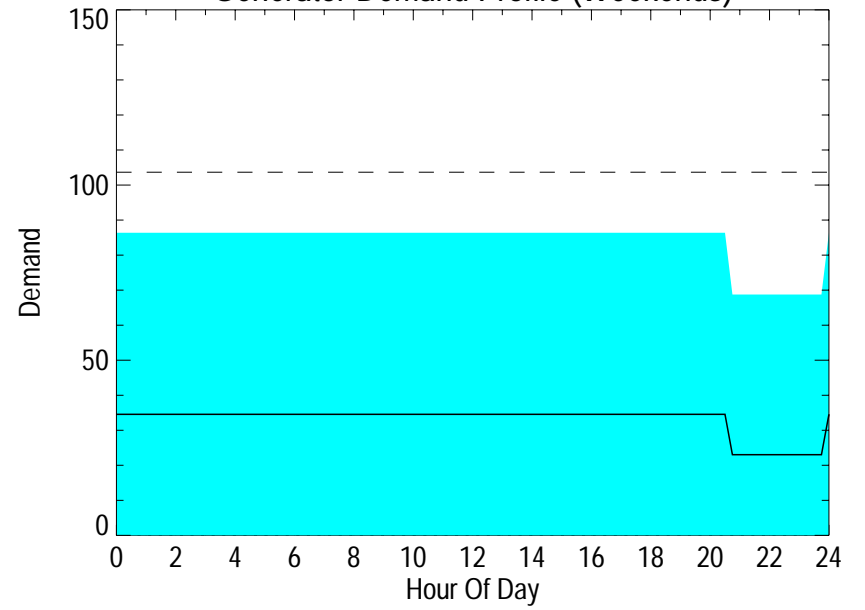




Utility Purchased Demand Profile (Weekends)



Generator Demand Profile (Weekends)



Facility Demand Profile (Weekends)

