

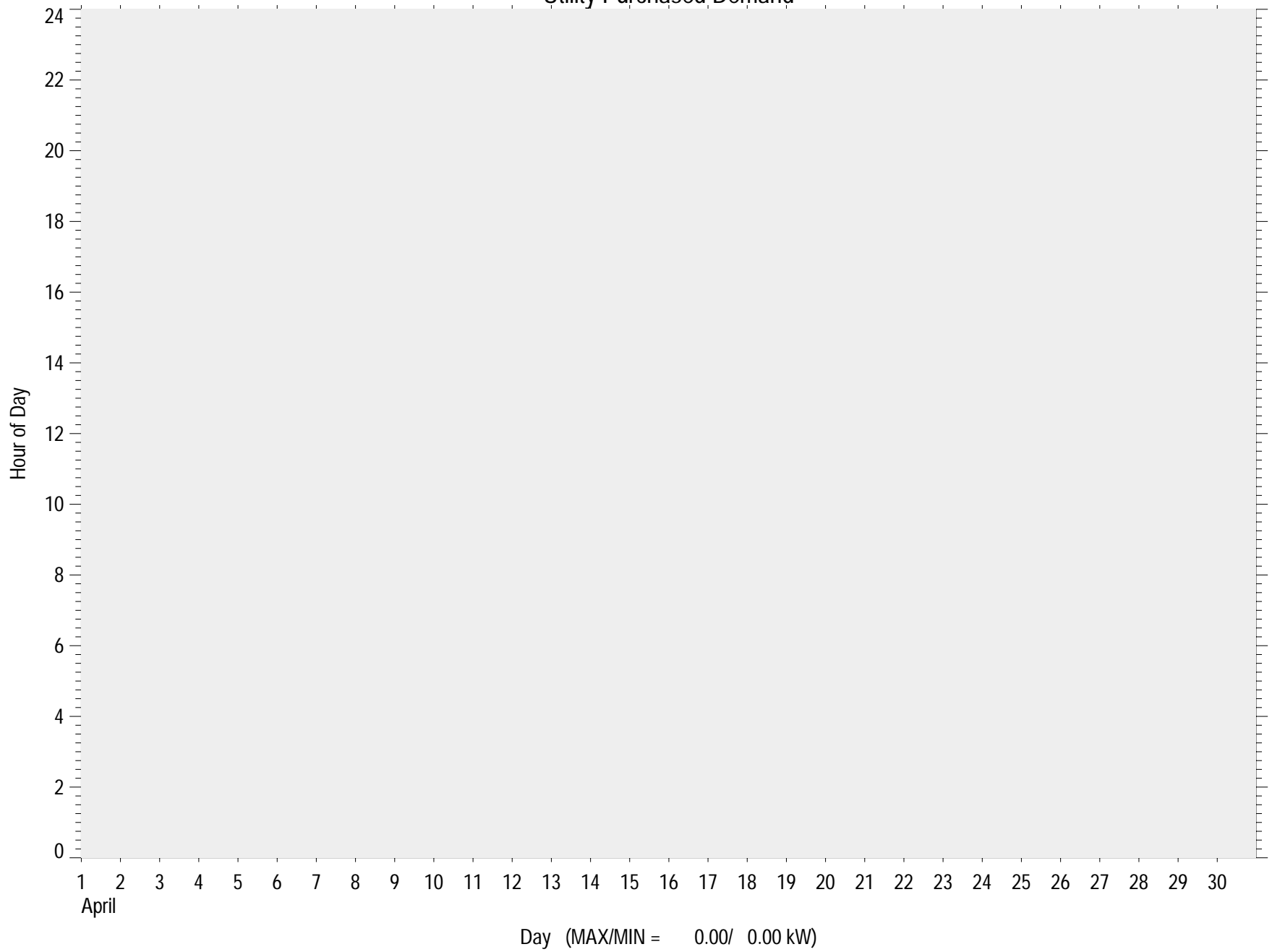
**GENERATOR, FACILITY AND METER POWER SUMMARY**

Hazel Towers, Bronx, NY

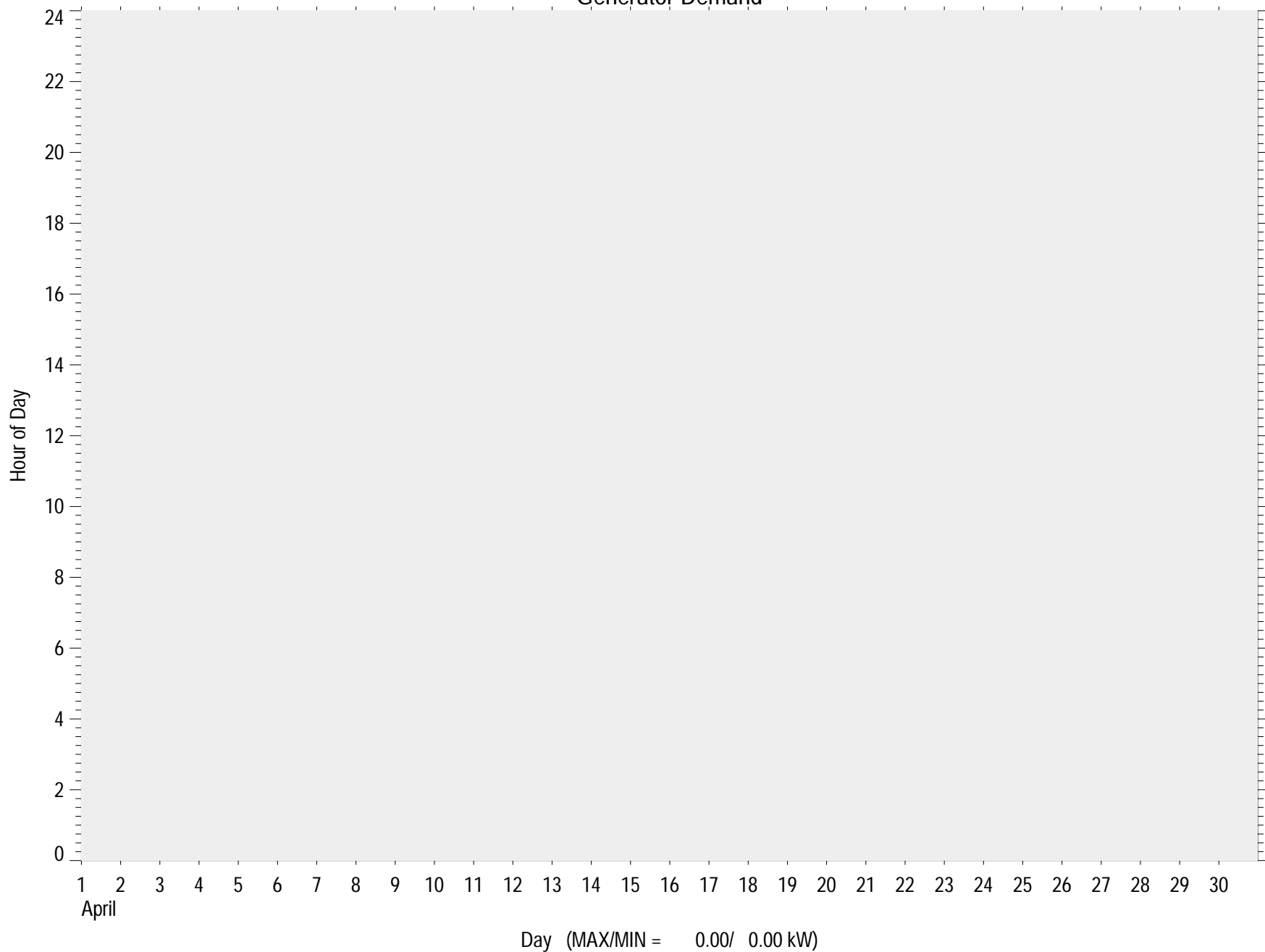
04/01/09 to 04/30/09

<b>Date</b>	<b>Good Data (%)</b>	<b>Utility Purchased Electricity (kWh)</b>	<b>Total Generator Electricity (kWh)</b>	<b>Total Facility Electricity (kWh)</b>	<b>Utility Purchased Demand (Peak kW)</b>	<b>Net Facility Demand (Peak kW)</b>
04/01/09	100.00	0.00	0.00	-	-	-
04/02/09	100.00	0.00	0.00	-	-	-
04/03/09	100.00	0.00	0.00	-	-	-
04/04/09	100.00	0.00	0.00	-	-	-
04/05/09	100.00	0.00	0.00	-	-	-
04/06/09	100.00	0.00	0.00	-	-	-
04/07/09	100.00	0.00	0.00	-	-	-
04/08/09	100.00	0.00	0.00	-	-	-
04/09/09	100.00	0.00	0.00	-	-	-
04/10/09	100.00	0.00	0.00	-	-	-
04/11/09	100.00	0.00	0.00	-	-	-
04/12/09	100.00	0.00	0.00	-	-	-
04/13/09	100.00	0.00	0.00	-	-	-
04/14/09	100.00	0.00	0.00	-	-	-
04/15/09	100.00	0.00	0.00	-	-	-
04/16/09	100.00	0.00	0.00	-	-	-
04/17/09	100.00	0.00	0.00	-	-	-
04/18/09	100.00	0.00	0.00	-	-	-
04/19/09	100.00	0.00	0.00	-	-	-
04/20/09	100.00	0.00	0.00	-	-	-
04/21/09	100.00	0.00	0.00	-	-	-
04/22/09	100.00	0.00	0.00	-	-	-
04/23/09	100.00	0.00	0.00	-	-	-
04/24/09	100.00	0.00	0.00	-	-	-
04/25/09	100.00	0.00	0.00	-	-	-
04/26/09	100.00	0.00	0.00	-	-	-
04/27/09	100.00	0.00	0.00	-	-	-
04/28/09	100.00	0.00	0.00	-	-	-
04/29/09	100.00	0.00	0.00	-	-	-
04/30/09	100.00	0.00	0.00	-	-	-
<b>Total</b>	<b>100.00</b>	<b>0.00</b>	<b>0.00</b>	<b>-</b>	<b>-</b>	<b>-</b>

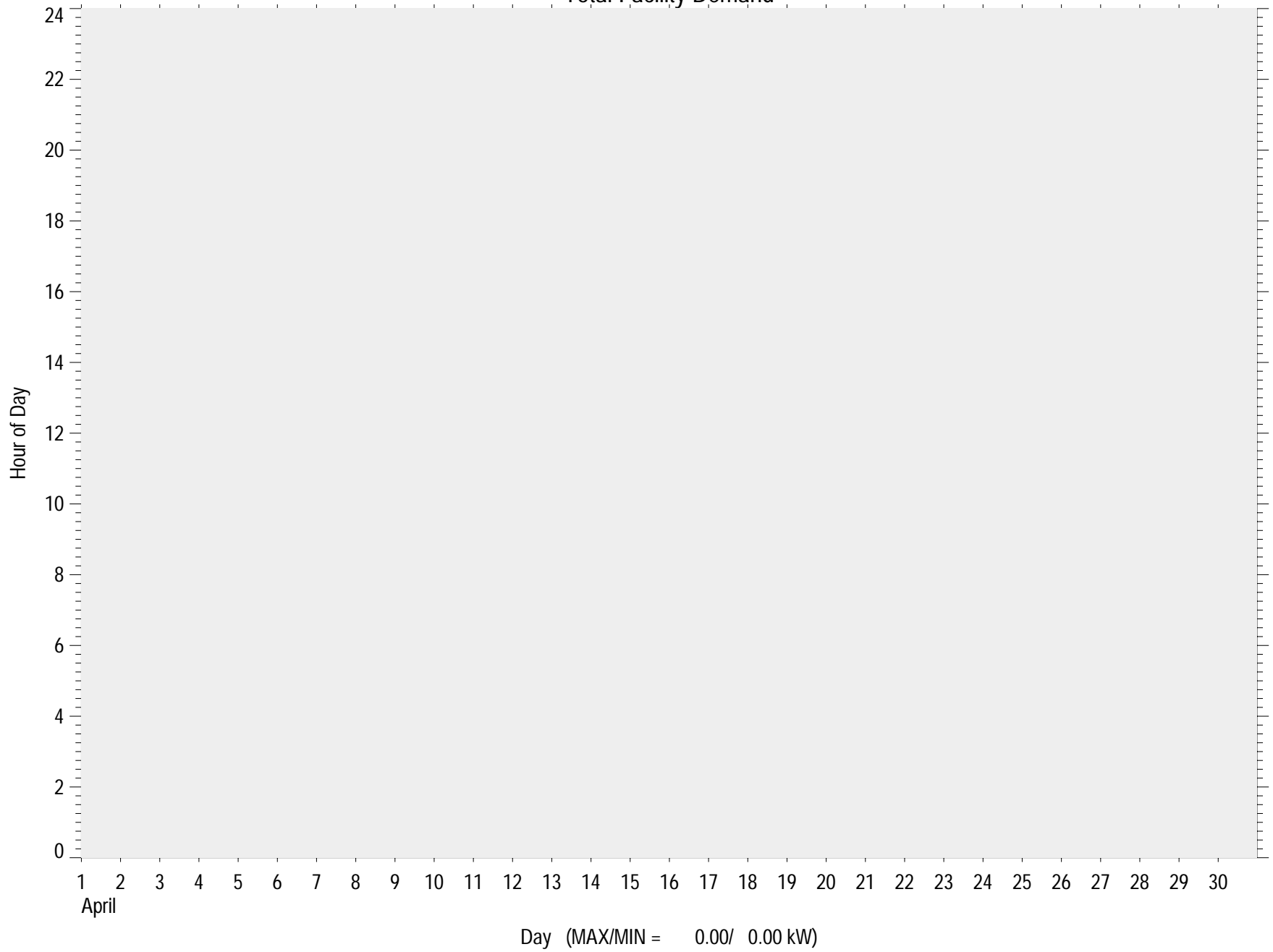
# Utility Purchased Demand



# Generator Demand



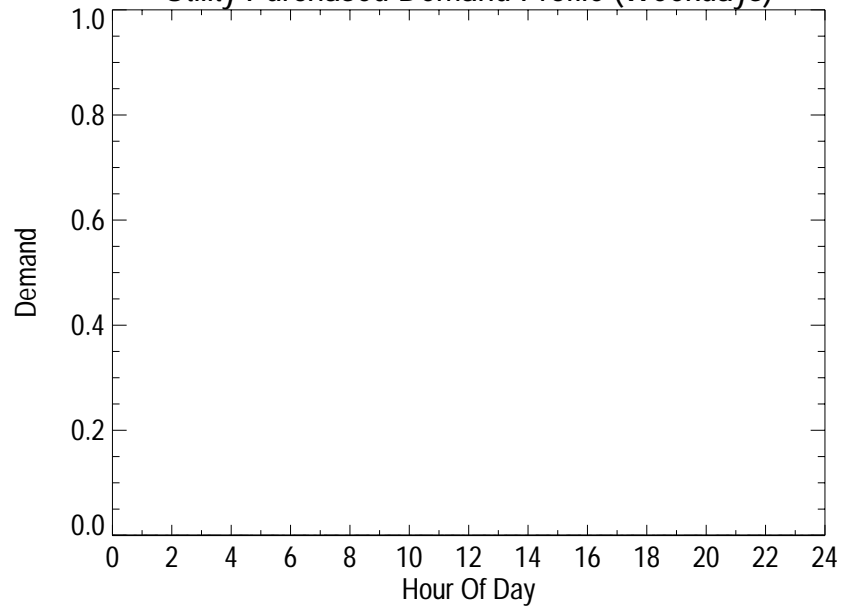
# Total Facility Demand



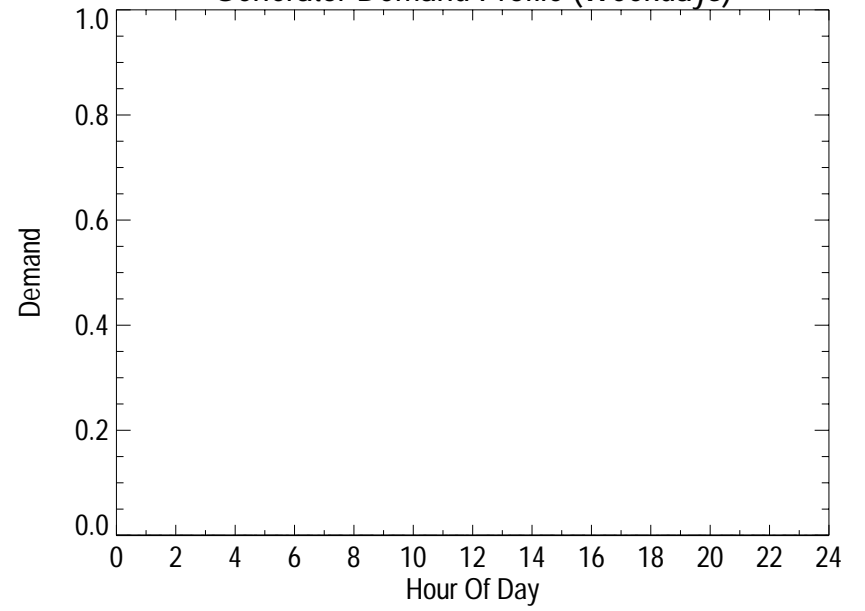
# Facility Electricity Profile



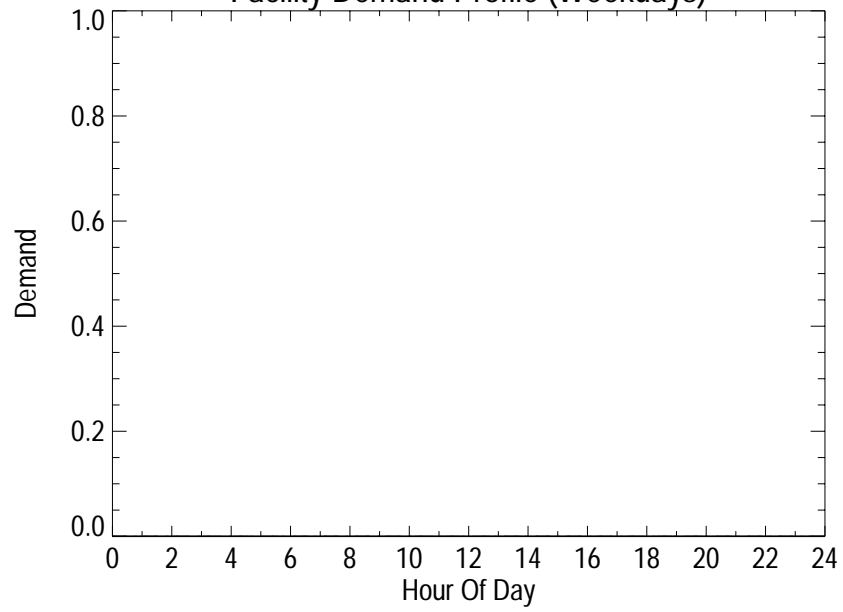
Utility Purchased Demand Profile (Weekdays)



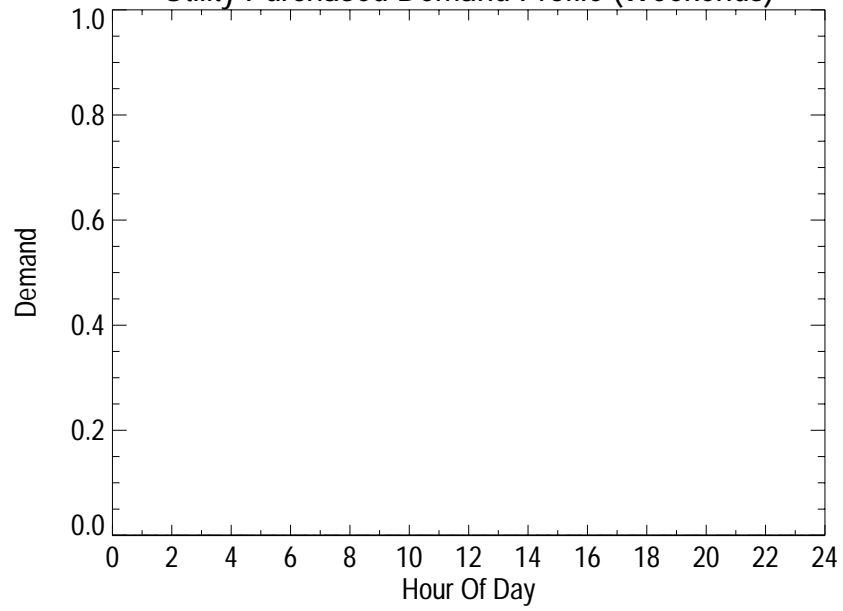
Generator Demand Profile (Weekdays)



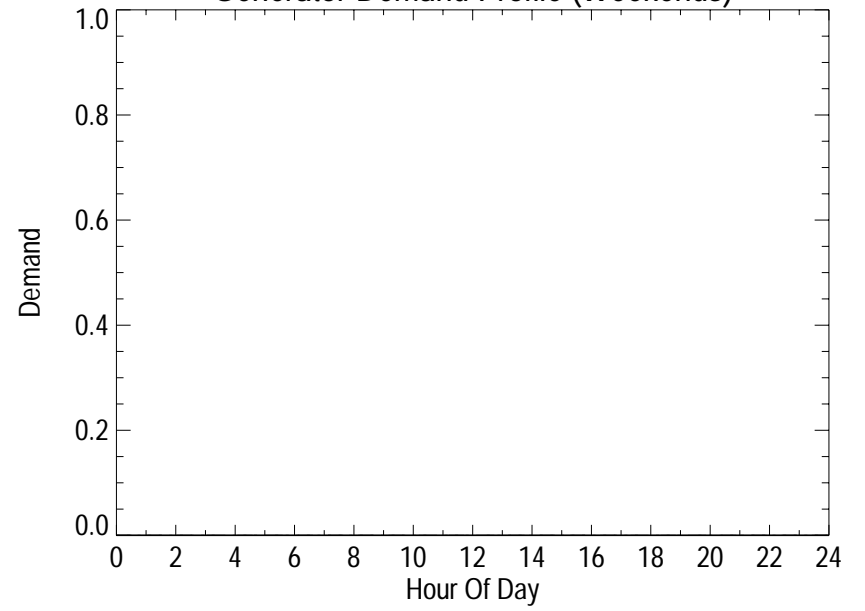
Facility Demand Profile (Weekdays)



Utility Purchased Demand Profile (Weekends)



Generator Demand Profile (Weekends)



Facility Demand Profile (Weekends)

