

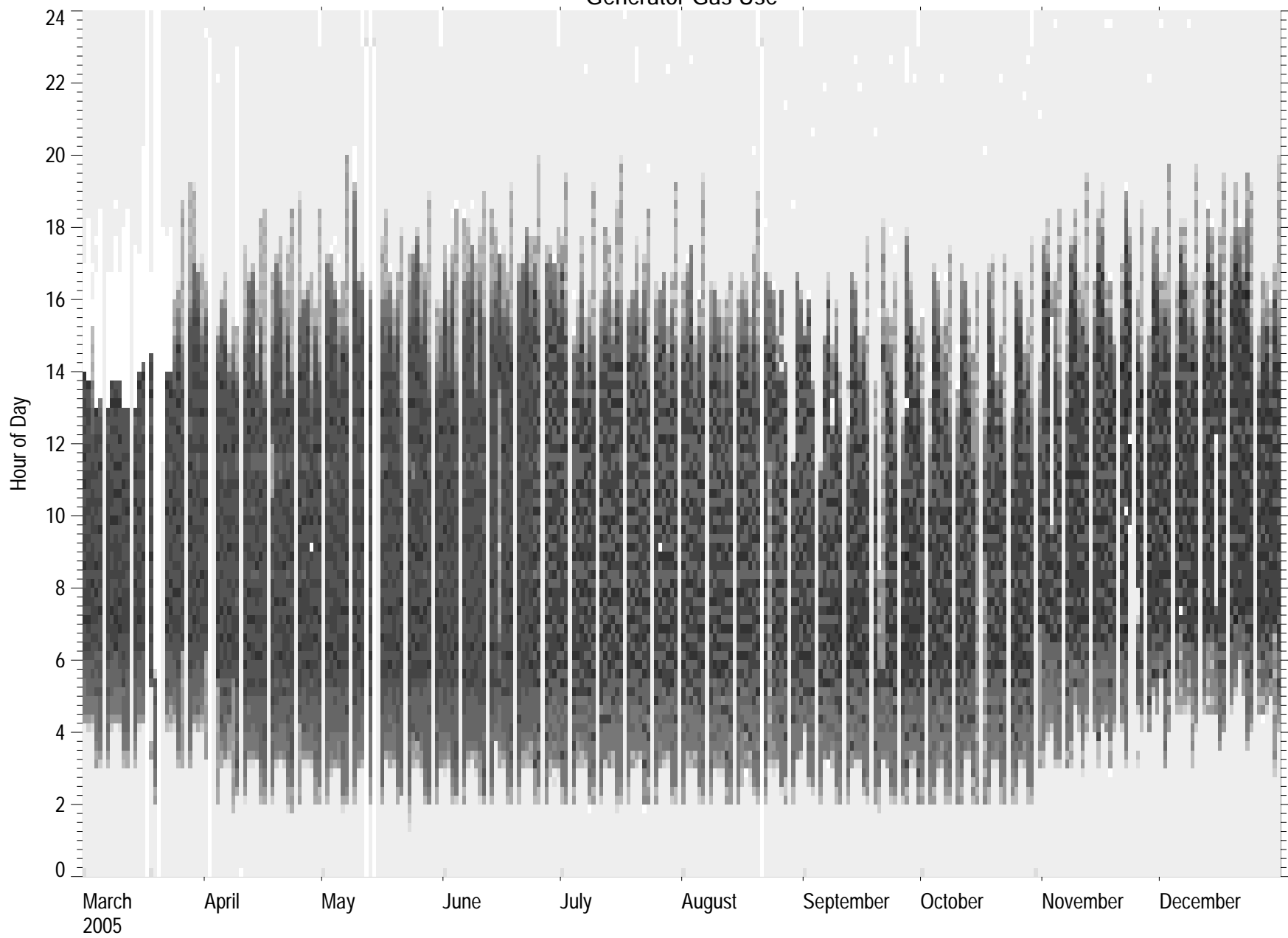
# GENERATOR RUNTIME, GAS USE AND HEAT RECOVERY SUMMARY

Arrow Linen

03/01/05 to 12/31/05

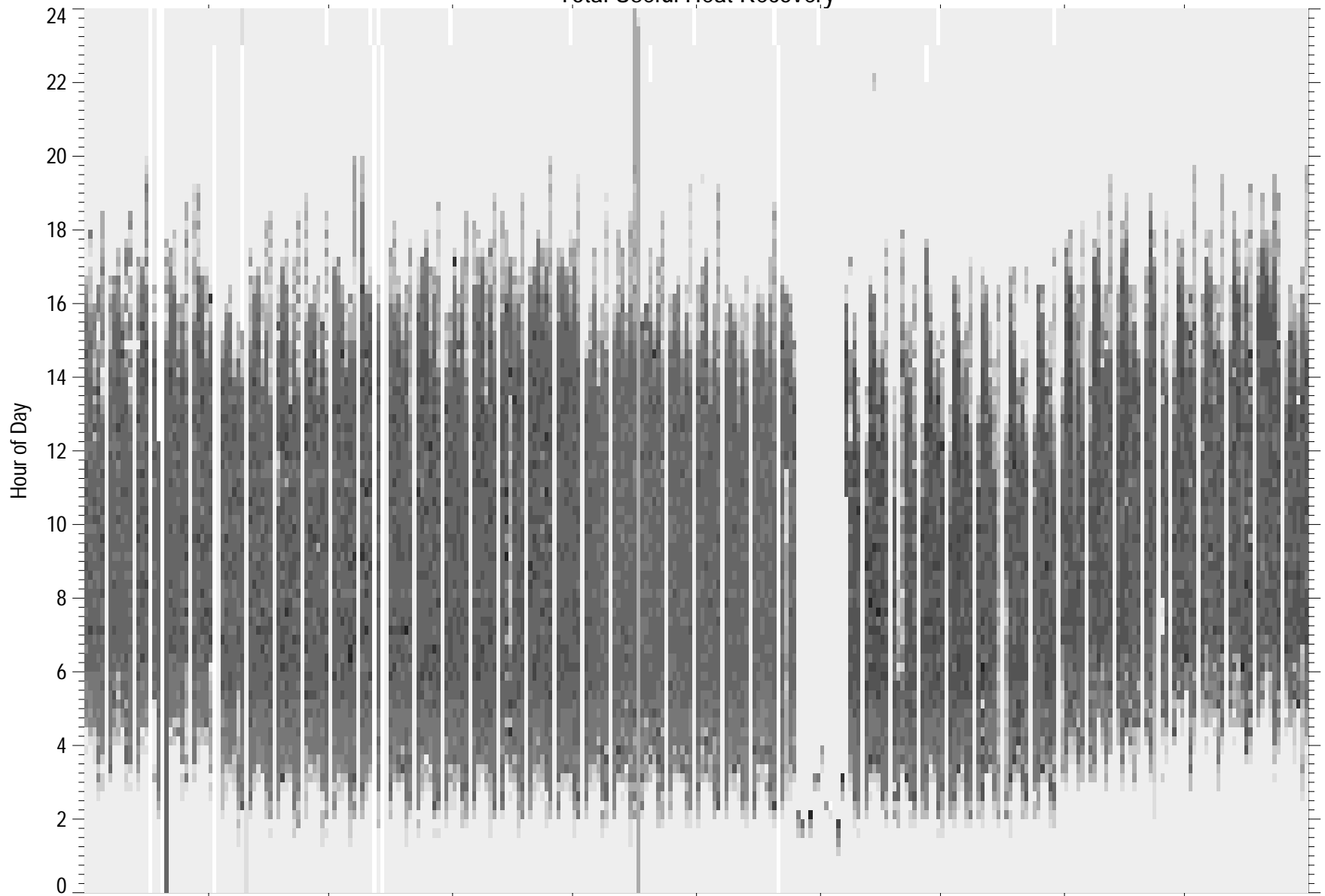
Date	Good Data (%)	Total Generator Runtime (hrs)	Other Facility Gas Use (cu ft)	Total Generator Gas Use (cu ft)	Total Useful Heat Recovery (MBtu)	Total Unused Heat Recovery (MBtu)	Percent Useful Heat Recovery (%)
Mar 2005	86.66	349.25	n/a	775367.19	498845.00	56.55	99.99
Apr 2005	95.50	359.75	n/a	962128.50	504132.00	43.39	99.99
May 2005	93.26	360.25	n/a	988798.13	520439.13	13.97	100.00
Jun 2005	99.74	400.25	n/a	1084584.00	579639.69	21.86	100.00
Jul 2005	99.58	370.75	n/a	1037279.80	549652.00	19.66	100.00
Aug 2005	96.49	376.50	n/a	1017280.40	428806.47	26.12	99.99
Sep 2005	99.43	331.50	n/a	896584.50	393646.22	114.74	99.97
Oct 2005	99.65	350.00	n/a	912882.75	486438.72	250.89	99.95
Nov 2005	99.81	332.75	n/a	914079.88	495330.22	22.59	100.00
Dec 2005	99.85	361.25	n/a	989680.44	515776.75	22.21	100.00
Total	96.98	3592.25	n/a	9578665.00	4972706.00	591.99	99.99

# Generator Gas Use



Day (MAX/MIN = 3998.04/ 0.00 cu ft)

# Total Useful Heat Recovery



March  
2005

April

May

June

July

August

September


October

November

December

Day (MAX/MIN = 2397.93/ 0.00 MBtu)

# Total Unused Heat Recovery



Day (MAX/MIN = 862.60/ 0.00 MBtu)