

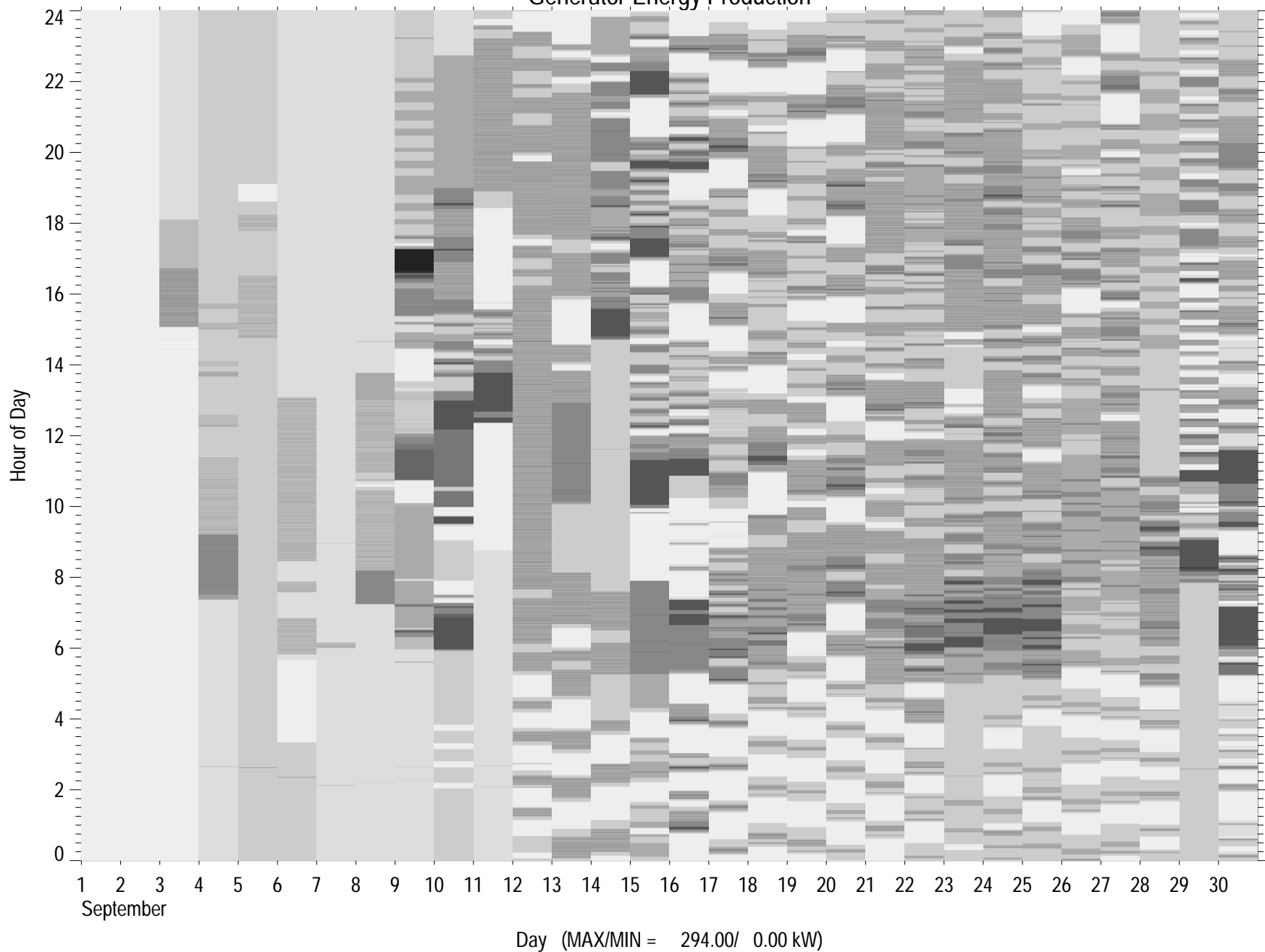
GENERATOR RUNTIME, GAS USE AND HEAT RECOVERY SUMMARY

Schwab House - Aegis Energy

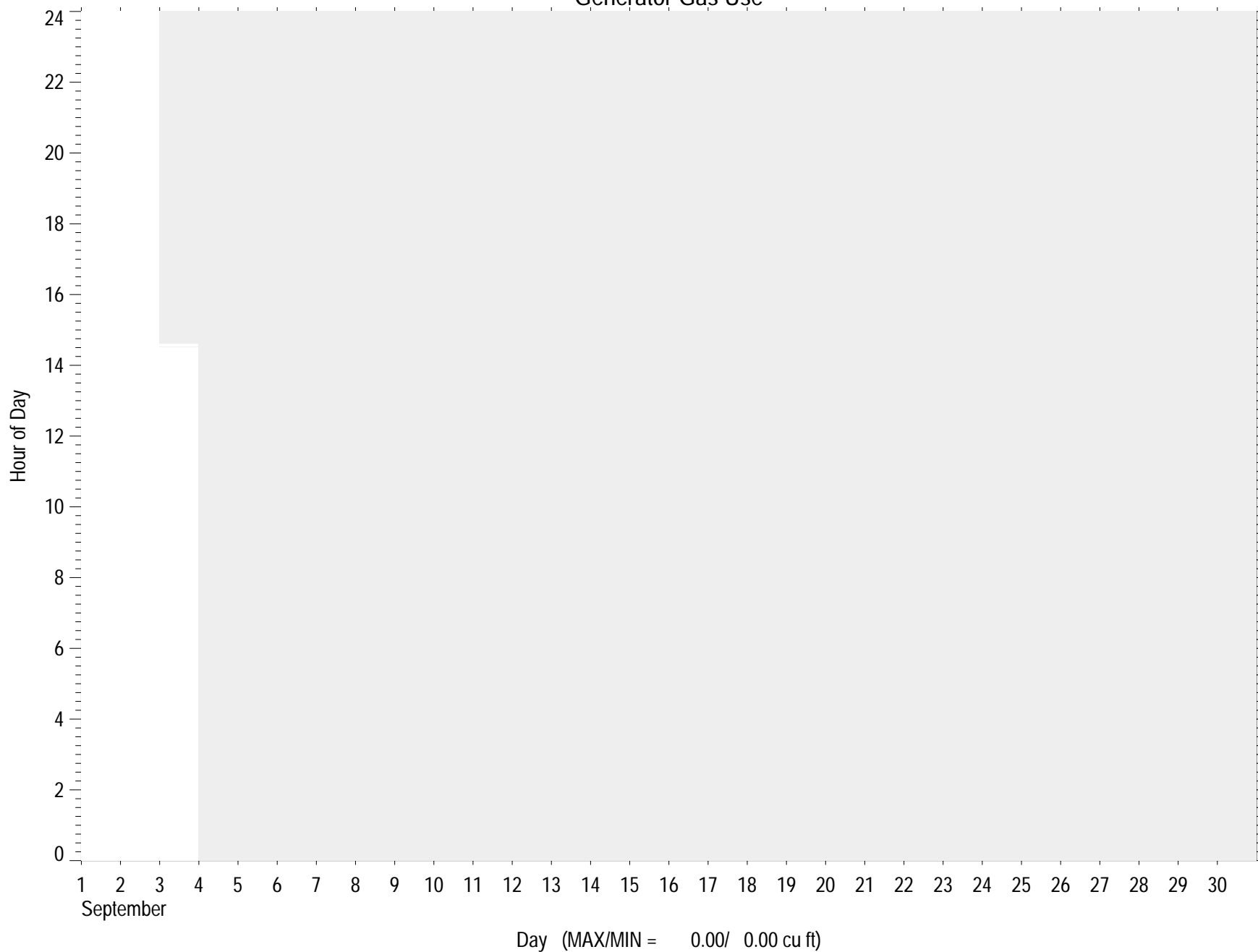
09/01/09 to 09/30/09

Date	Good Data (%)	Total Generator Runtime (hrs)	Other Facility Gas Use (cu ft)	Total Generator Gas Use (cu ft)	Total Useful Heat Recovery (MBtu)	Total Unused Heat Recovery (MBtu)	Percent Useful Heat Recovery (%)
09/01/09	0.00	0.00	n/a	-	-	-	-
09/02/09	0.00	0.00	n/a	-	-	-	-
09/03/09	37.94	8.95	n/a	0.00	4124.43	353.04	92.12
09/04/09	100.00	24.00	n/a	0.00	10120.02	967.15	91.28
09/05/09	98.70	23.53	n/a	0.00	8608.92	1164.41	88.09
09/06/09	93.61	21.70	n/a	0.00	9683.05	1357.80	87.70
09/07/09	100.00	24.00	n/a	0.00	8350.26	1630.00	83.67
09/08/09	99.81	23.93	n/a	0.00	11089.10	1891.52	85.43
09/09/09	95.53	22.40	n/a	0.00	12932.22	3527.16	78.57
09/10/09	95.19	22.38	n/a	0.00	13388.70	5417.55	71.19
09/11/09	80.49	17.35	n/a	0.00	7500.46	1645.71	82.01
09/12/09	89.95	20.38	n/a	0.00	13261.53	2345.49	84.97
09/13/09	85.37	18.73	n/a	0.00	12988.48	2121.21	85.96
09/14/09	92.55	21.45	n/a	0.00	12058.71	3176.76	79.15
09/15/09	82.66	18.30	n/a	0.00	14244.40	2555.48	84.79
09/16/09	75.28	15.48	n/a	0.00	11143.67	2019.22	84.66
09/17/09	77.80	16.02	n/a	0.00	10194.87	2272.35	81.77
09/18/09	82.45	17.68	n/a	0.00	10708.40	2488.72	81.14
09/19/09	81.30	17.27	n/a	0.00	9338.77	2556.10	78.51
09/20/09	77.27	15.82	n/a	0.00	9746.96	2315.11	80.81
09/21/09	90.23	20.48	n/a	0.00	12889.24	2831.50	81.99
09/22/09	93.68	21.82	n/a	0.00	14036.17	3124.93	81.79
09/23/09	96.78	22.98	n/a	0.00	14810.35	3266.87	81.93
09/24/09	96.06	22.72	n/a	0.00	16220.20	3309.16	83.06
09/25/09	92.99	21.60	n/a	0.00	13994.96	3213.56	81.33
09/26/09	88.94	20.02	n/a	0.00	11948.47	2985.53	80.01
09/27/09	88.29	19.78	n/a	0.00	12452.27	2860.56	81.32
09/28/09	92.69	21.48	n/a	0.00	11547.12	3076.94	78.96
09/29/09	90.37	20.95	n/a	0.00	11038.53	3021.69	78.51
09/30/09	88.15	20.15	n/a	0.00	12889.76	3581.88	78.25
Total	82.14	561.37	n/a	0.00	321310.00	71077.39	81.89


Generator Energy Production



Generator Gas Use

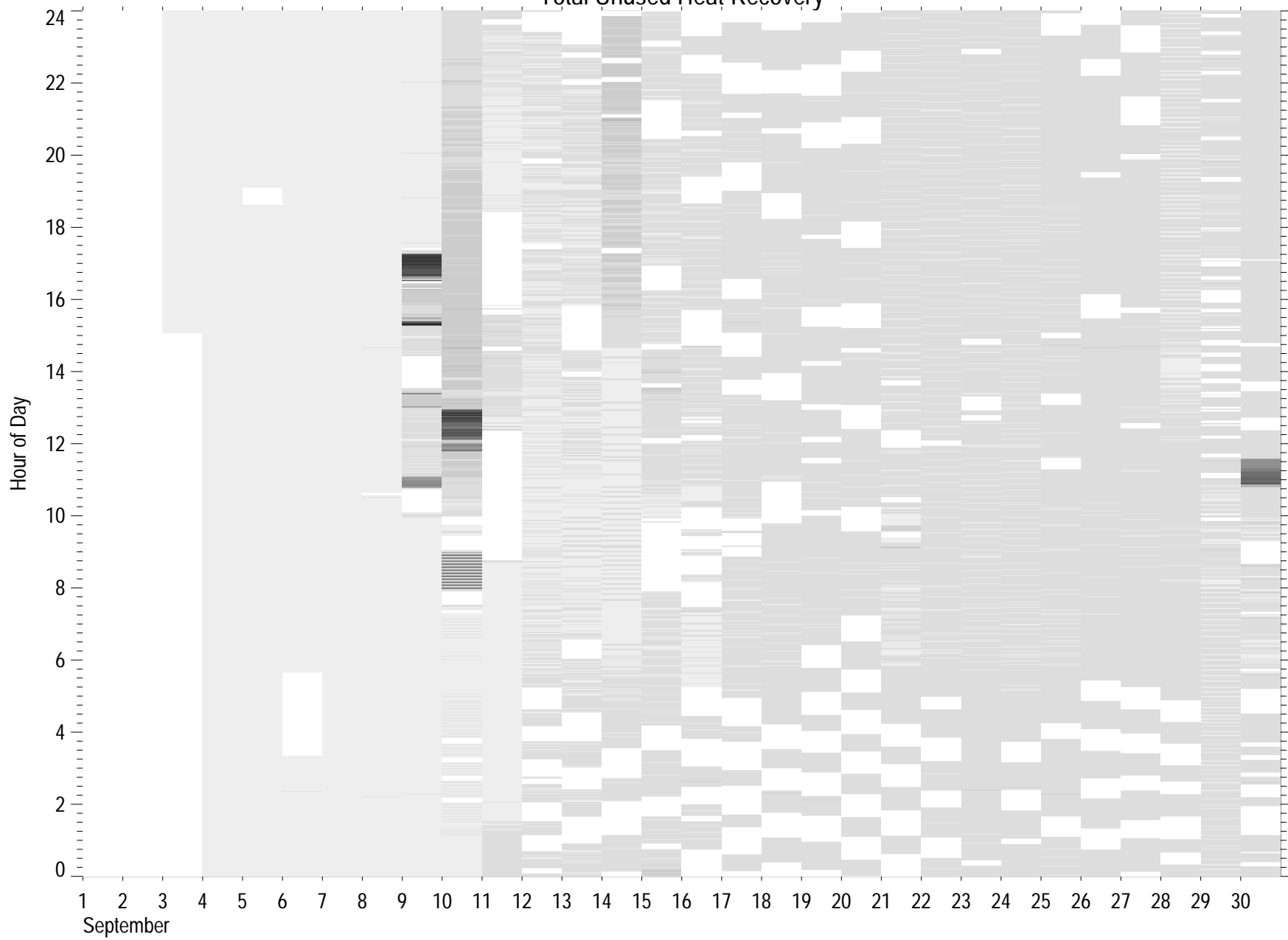


Total Useful Heat Recovery



Day (MAX/MIN = 1499.86/ 0.00 MBtu)

Total Unused Heat Recovery



Day (MAX/MIN = 1470.96/ 0.00 MBtu)