

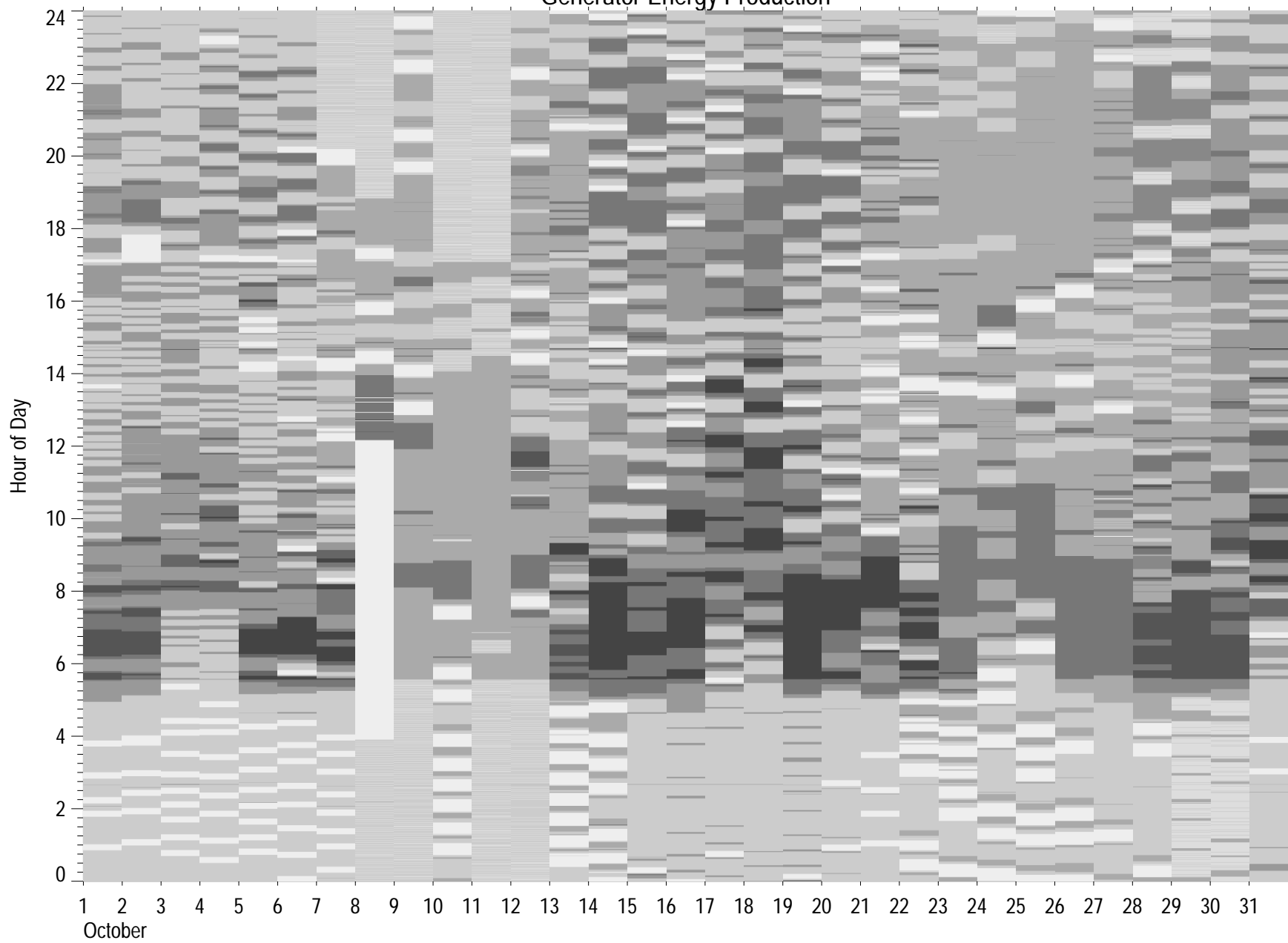
GENERATOR RUNTIME, GAS USE AND HEAT RECOVERY SUMMARY

Schwab House - Aegis Energy

10/01/09 to 10/31/09

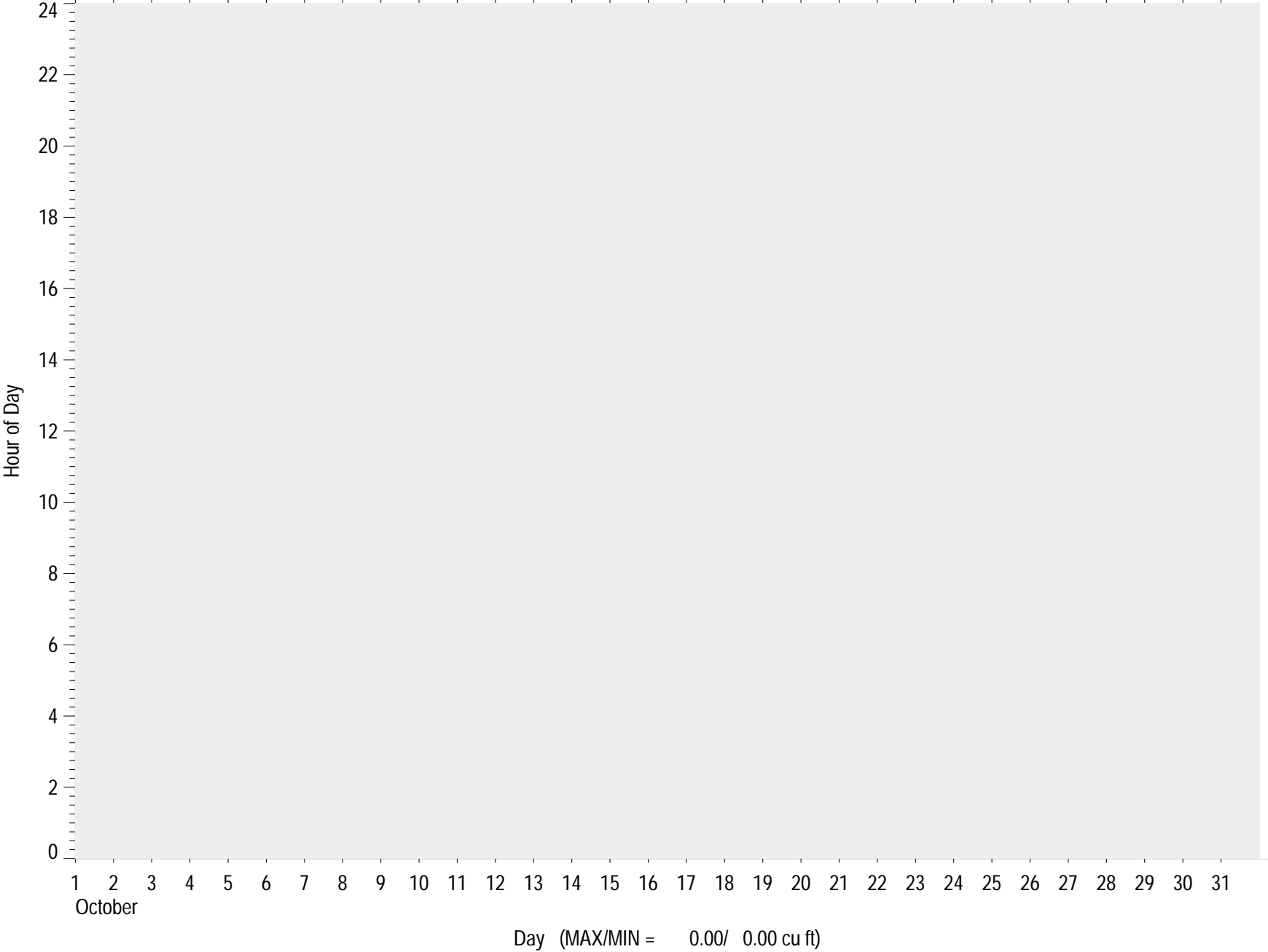
Date	Good Data (%)	Total Generator Runtime (hrs)	Other Facility Gas Use (cu ft)	Total Generator Gas Use (cu ft)	Total Useful Heat Recovery (MBtu)	Total Unused Heat Recovery (MBtu)	Percent Useful Heat Recovery (%)
10/01/09	96.85	23.08	n/a	0.00	13130.91	3699.65	78.02
10/02/09	94.93	22.40	n/a	0.00	13441.85	3427.21	79.68
10/03/09	95.76	22.50	n/a	0.00	12403.58	3361.71	78.68
10/04/09	95.19	22.27	n/a	0.00	12958.96	3365.84	79.38
10/05/09	93.50	21.95	n/a	0.00	12557.55	3280.59	79.29
10/06/09	93.26	21.98	n/a	0.00	12352.00	3202.51	79.41
10/07/09	92.38	21.62	n/a	0.00	12169.26	2961.63	80.43
10/08/09	74.44	14.77	n/a	0.00	7924.05	1905.10	80.62
10/09/09	94.91	22.17	n/a	0.00	13695.89	2695.67	83.55
10/10/09	92.13	21.17	n/a	0.00	11982.15	2601.97	82.16
10/11/09	100.00	24.00	n/a	0.00	12298.59	2923.70	80.79
10/12/09	96.04	22.62	n/a	0.00	14944.03	2903.11	83.73
10/13/09	91.53	21.25	n/a	0.00	14984.06	2613.39	85.15
10/14/09	88.45	21.10	n/a	0.00	14115.64	2665.33	84.12
10/15/09	97.13	23.32	n/a	0.00	16881.47	3063.54	84.64
10/16/09	94.98	23.10	n/a	0.00	15278.36	3003.53	83.57
10/17/09	96.76	23.30	n/a	0.00	15944.63	3166.60	83.43
10/18/09	97.45	24.00	n/a	0.00	17745.55	3266.75	84.45
10/19/09	94.98	23.45	n/a	0.00	14886.79	3222.13	82.21
10/20/09	96.02	23.22	n/a	0.00	13798.27	3313.77	80.63
10/21/09	91.78	21.70	n/a	0.00	13310.12	3045.34	81.38
10/22/09	90.90	21.15	n/a	0.00	13944.27	3014.48	82.22
10/23/09	93.56	21.75	n/a	0.00	15829.77	3129.57	83.49
10/24/09	92.55	21.32	n/a	0.00	14679.06	3025.53	82.91
10/25/09	92.78	21.43	n/a	0.00	15208.48	3058.85	83.26
10/26/09	94.72	22.15	n/a	0.00	16301.31	3148.38	83.81
10/27/09	96.88	22.88	n/a	0.00	16275.72	3272.78	83.26
10/28/09	95.79	22.97	n/a	0.00	16086.39	3211.96	83.36
10/29/09	97.64	24.00	n/a	0.00	14657.24	3384.98	81.24
10/30/09	98.56	24.00	n/a	0.00	16526.00	3499.84	82.52
10/31/09	97.89	23.58	n/a	0.00	14947.66	3497.32	81.04
Total	94.19	690.18	n/a	0.00	441259.59	95932.76	82.14

Generator Energy Production

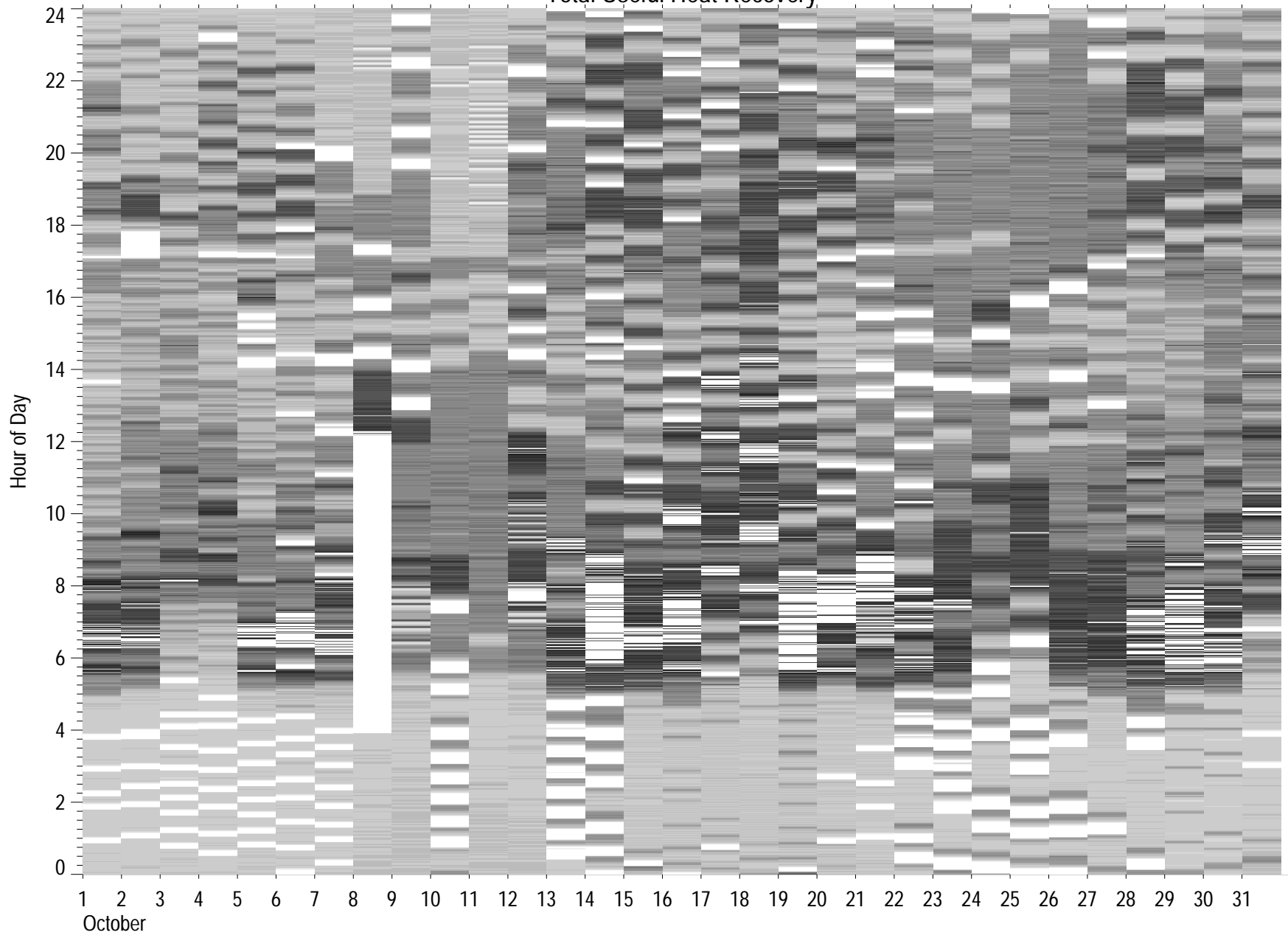


Day (MAX/MIN = 285.76/ 0.00 kW)

Generator Gas Use

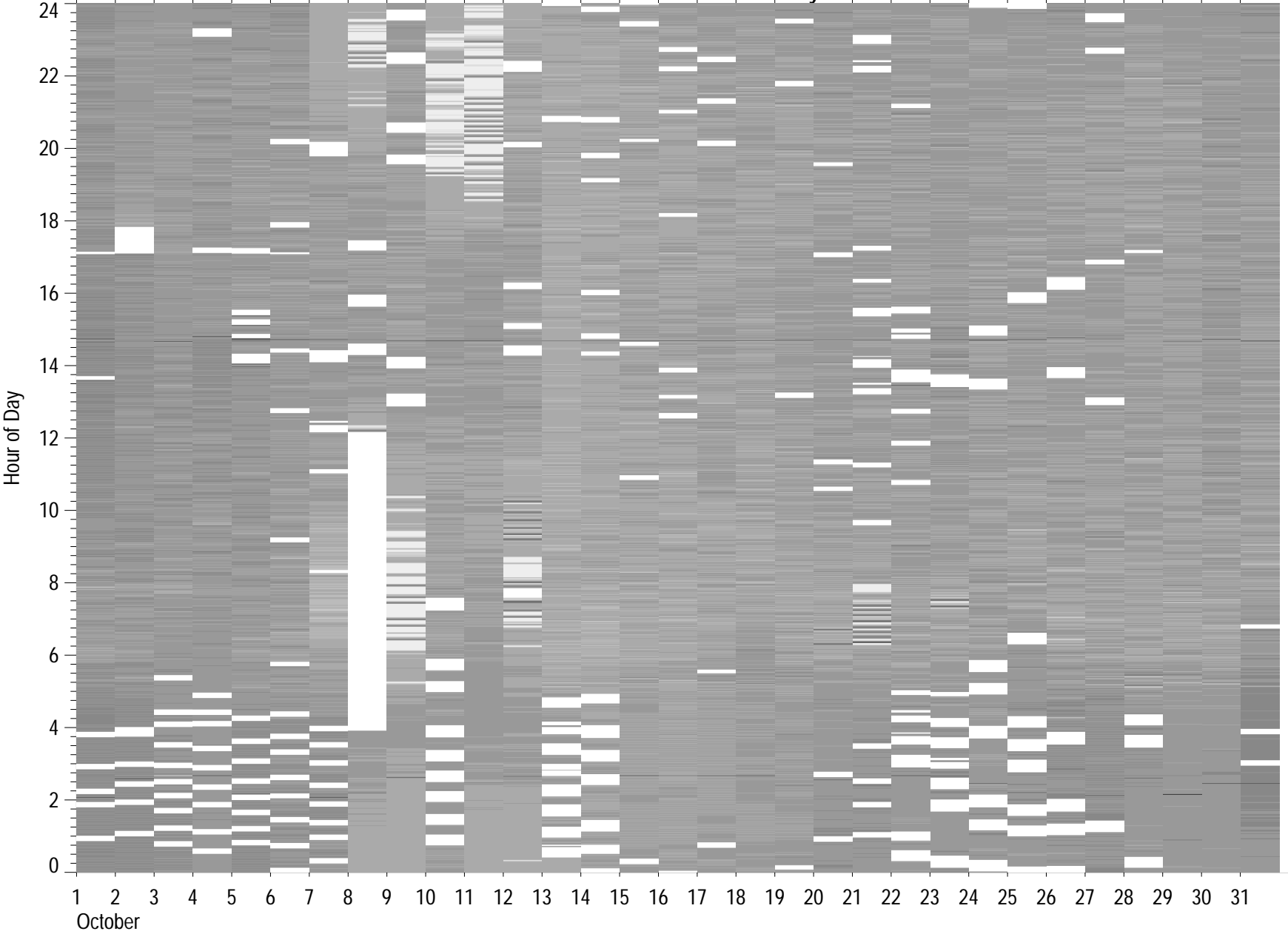


Total Useful Heat Recovery



Day (MAX/MIN = 1499.69/ 0.00 MBtu)

Total Unused Heat Recovery



Day (MAX/MIN = 348.29/ 0.00 MBtu)