


GENERATOR RUNTIME, GAS USE AND HEAT RECOVERY SUMMARY

Schwab House - Aegis Energy

09/01/09 to 12/31/09

Date	Good Data (%)	Total Generator Runtime (hrs)	Other Facility Gas Use (cu ft)	Total Generator Gas Use (cu ft)	Total Useful Heat Recovery (MBtu)	Total Unused Heat Recovery (MBtu)	Percent Useful Heat Recovery (%)
Sep 2009	82.14	561.37	n/a	0.00	321310.00	71077.39	81.89
Oct 2009	94.19	690.18	n/a	0.00	441259.59	95932.76	82.14
Nov 2009	96.23	706.03	n/a	0.00	527846.88	95879.40	84.63
Dec 2009	45.15	346.70	n/a	0.00	265380.94	44769.71	85.57
Total	79.26	2304.28	n/a	0.00	1555797.40	307659.25	83.49

Generator Energy Production



September
2009

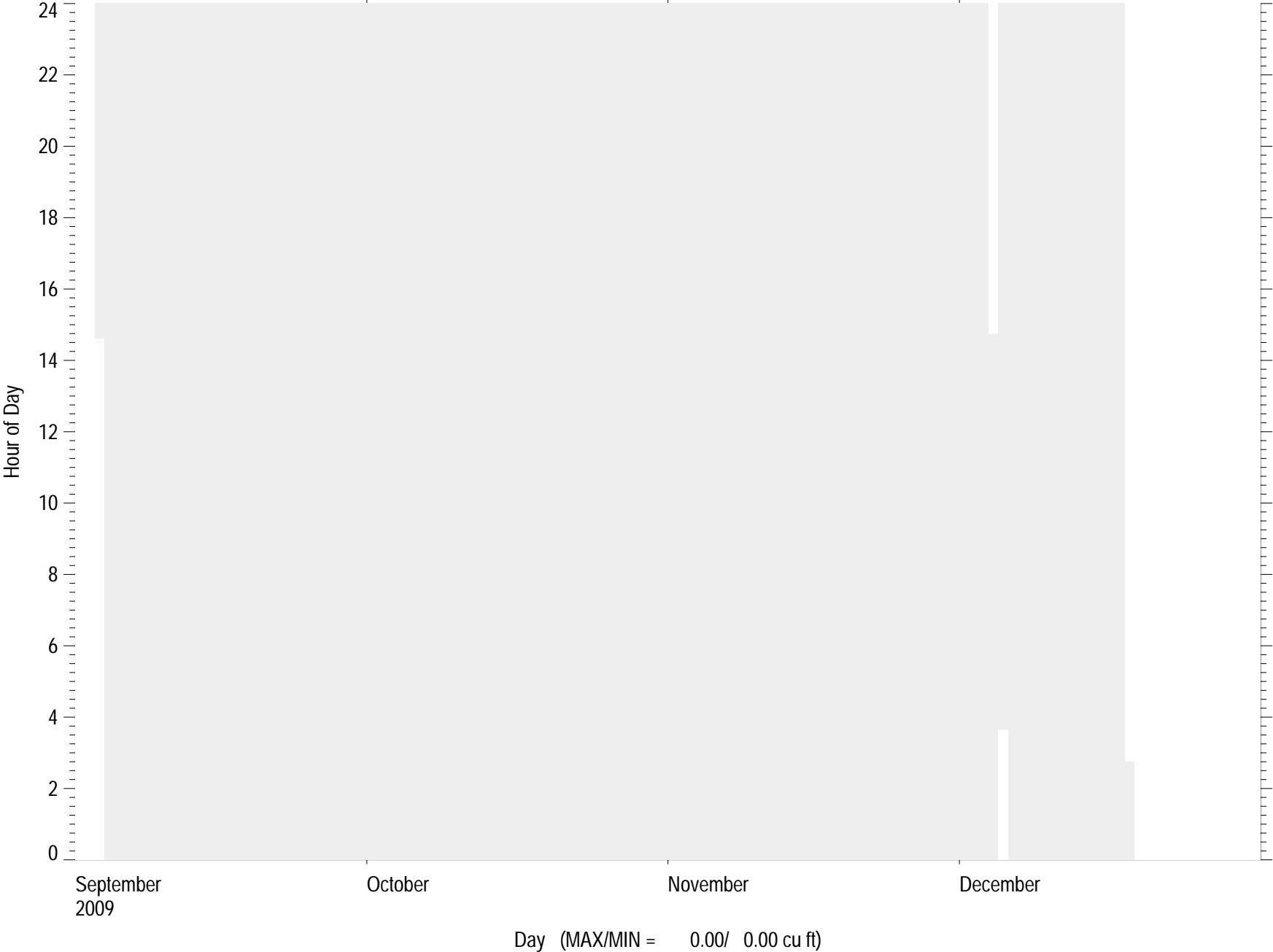
October

November


December

Day (MAX/MIN = 438.98/ 0.00 kW)

Generator Gas Use



Total Useful Heat Recovery



September
2009

October

November

December

Day (MAX/MIN = 1499.86/ 0.00 MBtu)

Total Unused Heat Recovery

