

## GENERATOR POWER QUALITY - DATA SUMMARY

Arrow Linen

11/01/05 to 11/30/05

	Line 1			Line 2			Line 3			Totals		
	Min	Avg	Max	Min	Avg	Max	Min	Avg	Max	Min	Avg	Max
Voltage (V)	263.4	279.3	289.1	260.1	281.6	291.0	261.5	281.8	293.1	n/a	n/a	n/a
Current (amps)	3.33	333.95	439.50	4.55	331.58	432.00	5.66	342.01	454.30	n/a	n/a	n/a
True Power (kW)	n/a	n/a	n/a	n/a	n/a	n/a	n/a	n/a	n/a	9.7	239.0	296.6
Apparent Power (kVA)	0.9	90.9	118.0	1.3	90.7	116.9	1.6	93.7	122.0	10.1	286.2	351.2
Power Factor (-)	n/a	n/a	n/a	n/a	n/a	n/a	n/a	n/a	n/a	0.14	0.83	0.98
Voltage THD (%)	0.28	1.73	3.49	0.23	1.78	3.47	0.03	1.73	3.35	n/a	n/a	n/a
Current THD (%)	0.03	1.83	9.19	0.03	2.15	108.58	0.03	1.90	6.03	n/a	n/a	n/a
Frequency (hz)	n/a	n/a	n/a	n/a	n/a	n/a	n/a	n/a	n/a	0.2	59.9	60.1

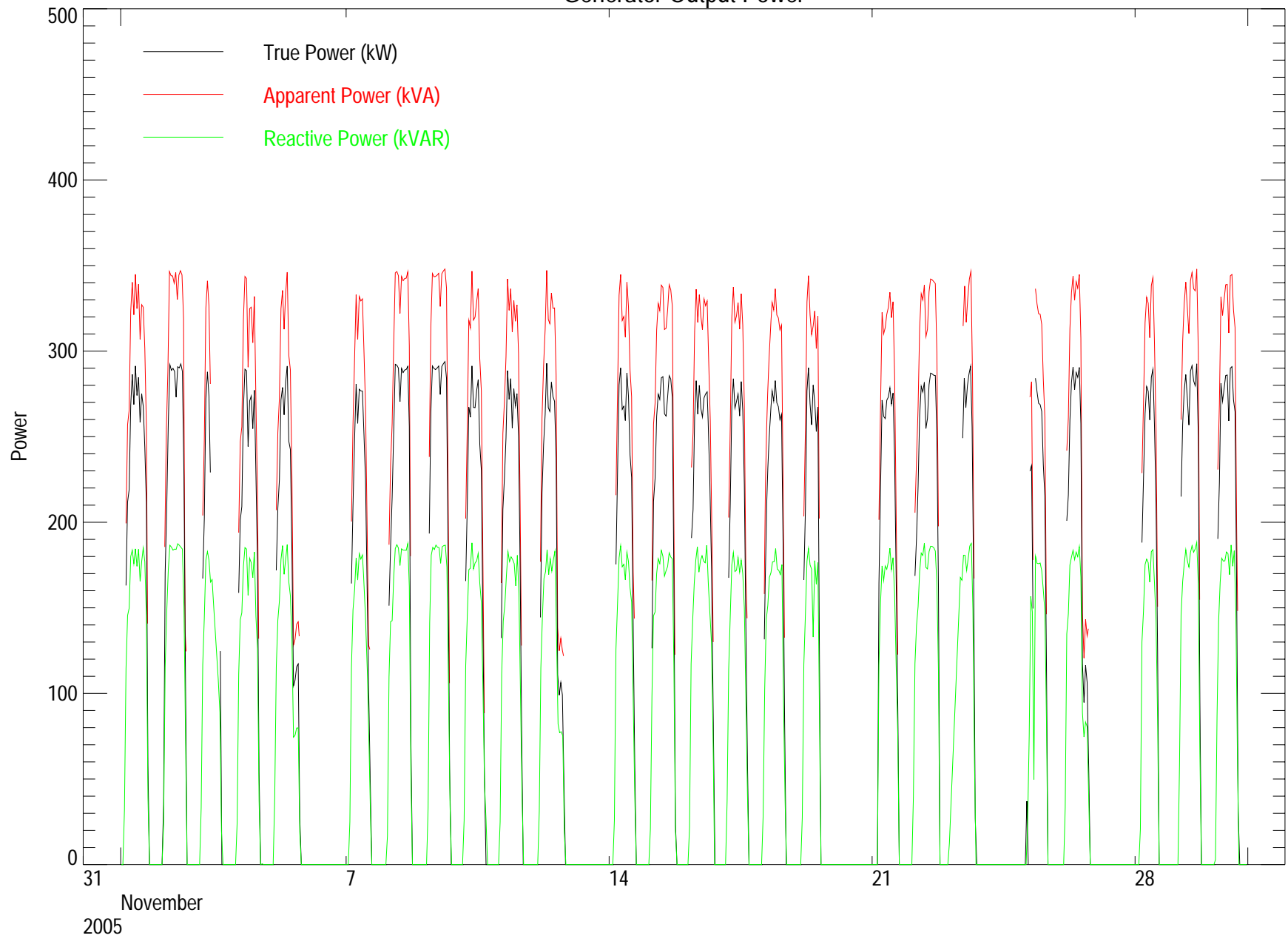
## GENERATOR POWER QUALITY - DATA SUMMARY

Arrow Linen

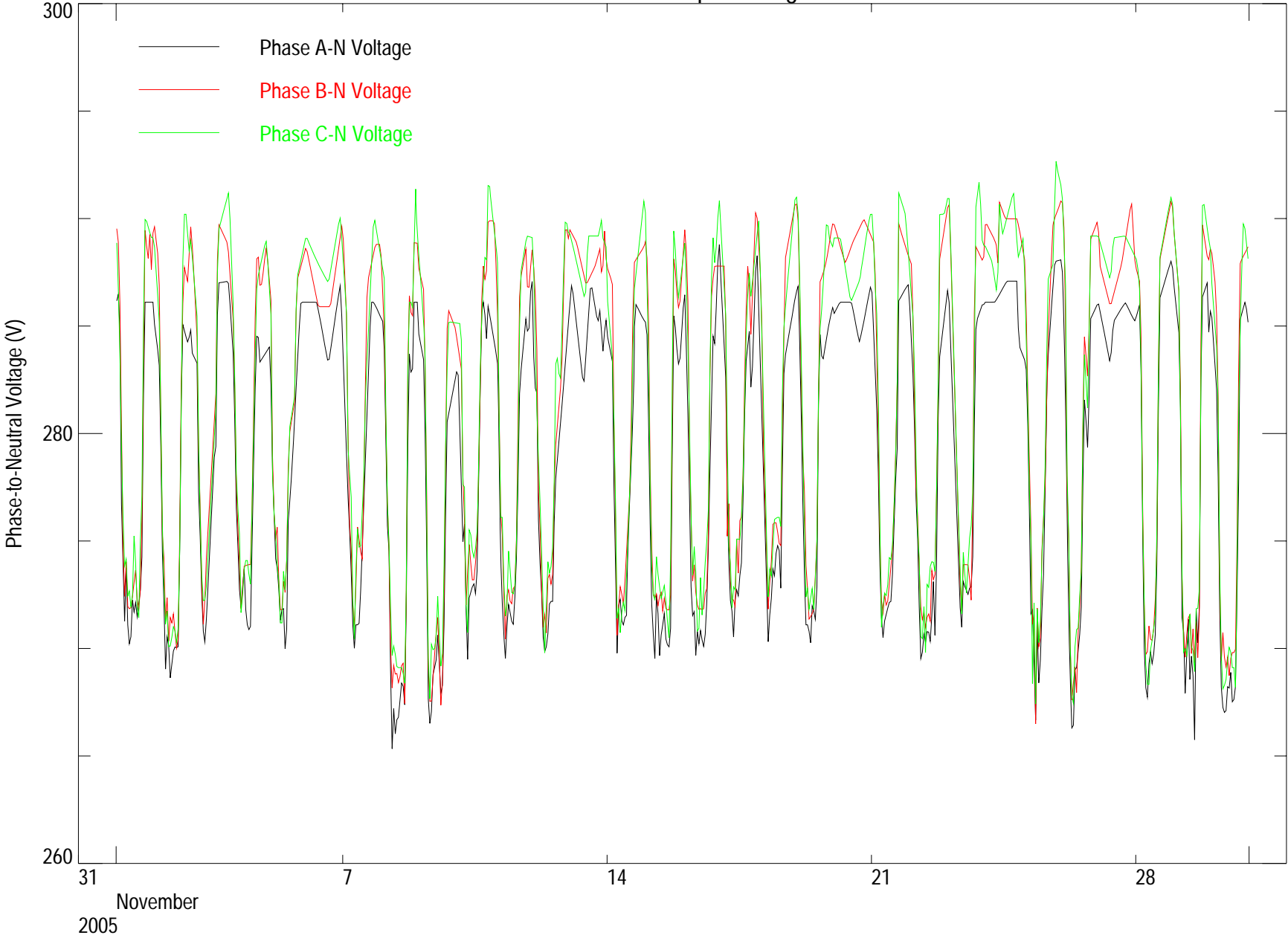
11/01/05 to 11/30/05

Date	Good Data (%)	Generator Apparent Power (kVAh)	Generator Reactive Power (kVARh)	Generator True Power (kWh)	Power Factor (-)
11/01/05	100.00	4303.43	2413.61	3592.60	0.83
11/02/05	100.00	4300.15	2351.88	3631.20	0.84
11/03/05	98.96	1765.34	1789.71	1480.40	0.84
11/04/05	100.00	3831.91	2141.26	3197.70	0.83
11/05/05	100.00	3772.71	2132.84	3155.40	0.84
11/06/05	100.00	-	-	0.00	-
11/07/05	100.00	3342.51	1876.19	2797.80	0.84
11/08/05	100.00	4450.12	2448.60	3756.80	0.84
11/09/05	100.00	4281.52	2330.69	3580.60	0.84
11/10/05	100.00	3553.67	2023.47	2980.90	0.84
11/11/05	100.00	3877.56	2133.17	3252.10	0.84
11/12/05	100.00	3875.54	2158.90	3219.90	0.83
11/13/05	100.00	-	-	0.00	-
11/14/05	100.00	3584.50	1998.03	2973.40	0.83
11/15/05	100.00	4517.20	2491.14	3838.90	0.85
11/16/05	100.00	4246.58	2394.53	3639.50	0.86
11/17/05	100.00	3550.24	1981.97	2952.80	0.83
11/18/05	100.00	3850.24	2125.60	3186.50	0.83
11/19/05	100.00	3172.16	1741.15	2652.10	0.84
11/20/05	100.00	-	-	0.00	-
11/21/05	100.00	3656.58	2021.31	3029.60	0.83
11/22/05	100.00	4841.25	2715.41	4085.50	0.84
11/23/05	98.96	2441.67	2182.72	2105.30	0.86
11/24/05	100.00	-	-	0.00	-
11/25/05	100.00	3047.17	1726.63	2588.50	0.85
11/26/05	100.00	3767.30	2113.15	3064.90	0.81
11/27/05	100.00	-	-	0.00	-
11/28/05	100.00	3173.59	1752.54	2677.30	0.84
11/29/05	100.00	3991.27	2234.61	3320.00	0.83
11/30/05	100.00	4032.42	2221.01	3377.90	0.84
Total	99.93	93226.66	53500.10	78137.60	0.84

# Generator Output Power

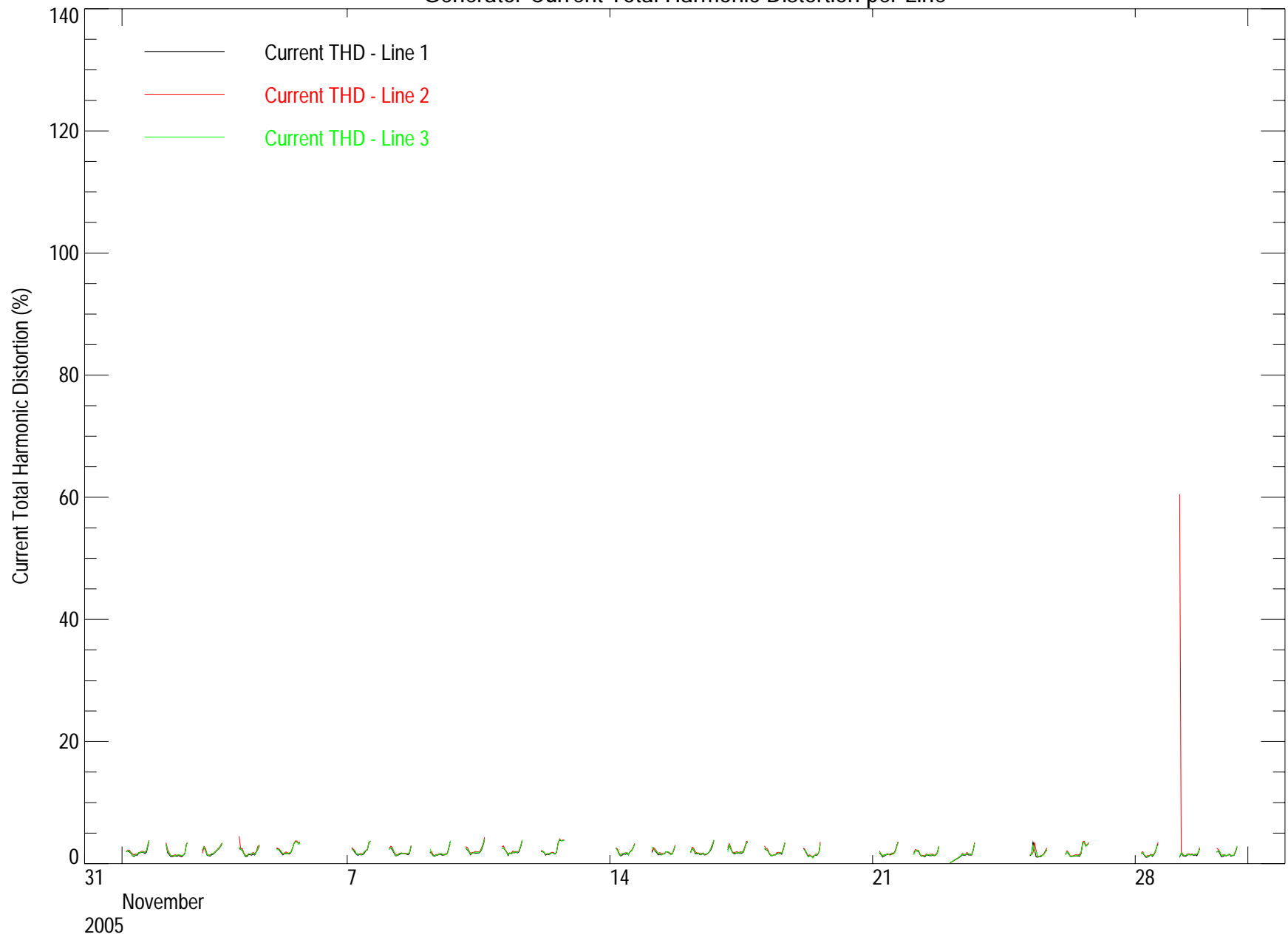


# Generator Output Voltage





Generator Current Total Harmonic Distortion per Line



Generator Voltage Total Harmonic Distortion per Line

