

## GENERATOR POWER QUALITY - DATA SUMMARY

Arrow Linen

02/01/06 to 02/28/06

	Line 1			Line 2			Line 3			Totals		
	Min	Avg	Max	Min	Avg	Max	Min	Avg	Max	Min	Avg	Max
Voltage (V)	264.5	279.4	293.2	264.7	281.9	298.7	266.3	282.0	296.2	n/a	n/a	n/a
Current (amps)	0.27	327.09	436.99	0.15	327.07	430.81	0.54	335.81	445.27	n/a	n/a	n/a
True Power (kW)	n/a	n/a	n/a	n/a	n/a	n/a	n/a	n/a	n/a	51.2	236.7	296.0
Apparent Power (kVA)	0.1	89.0	117.6	0.0	89.5	117.4	0.2	91.9	120.2	0.4	283.1	351.1
Power Factor (-)	n/a	n/a	n/a	n/a	n/a	n/a	n/a	n/a	n/a	0.72	0.83	0.86
Voltage THD (%)	0.51	1.83	3.67	0.55	1.89	3.68	0.50	1.79	3.44	n/a	n/a	n/a
Current THD (%)	0.29	1.96	5.40	0.33	2.13	5.67	0.08	2.00	41.81	n/a	n/a	n/a
Frequency (hz)	n/a	n/a	n/a	n/a	n/a	n/a	n/a	n/a	n/a	59.9	60.0	60.1

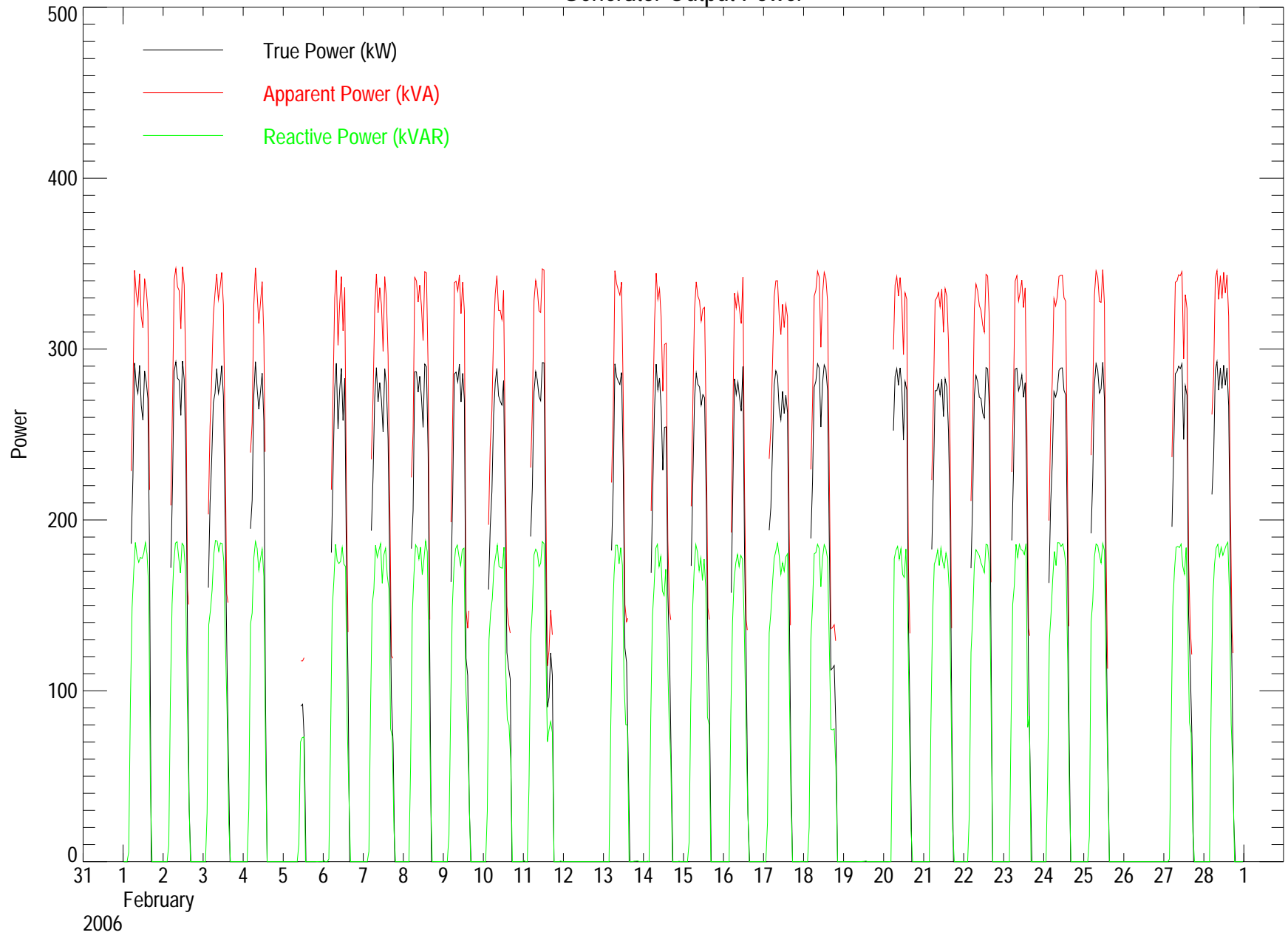
# GENERATOR POWER QUALITY - DATA SUMMARY

Arrow Linen

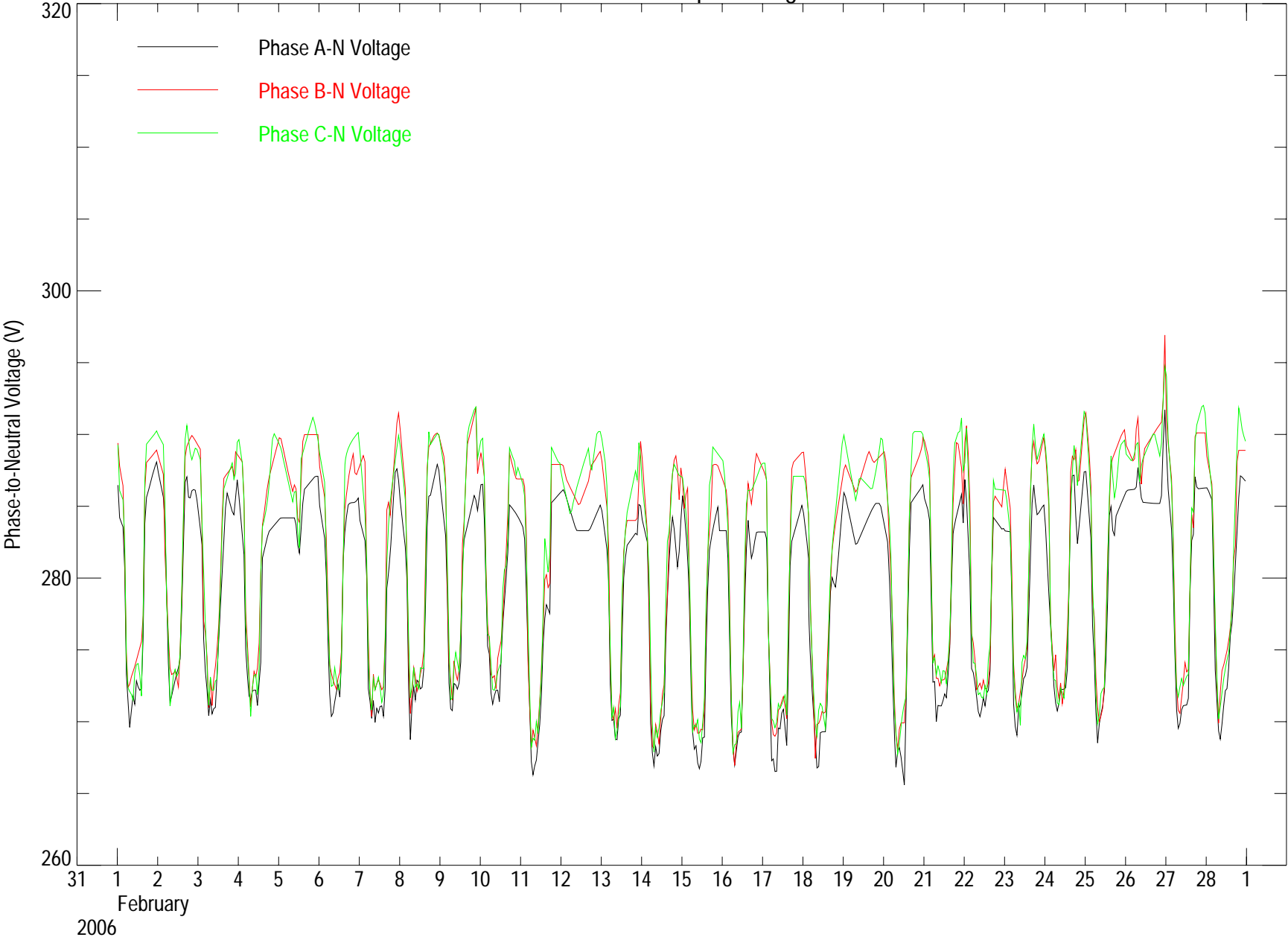
02/01/06 to 02/28/06

Date	Good Data (%)	Generator Apparent Power (kVAh)	Generator Reactive Power (kVARh)	Generator True Power (kWh)	Power Factor (-)
02/01/06	100.00	3696.62	2064.70	3124.30	0.85
02/02/06	100.00	3316.25	1836.58	2741.40	0.83
02/03/06	100.00	3556.78	1993.21	2957.90	0.83
02/04/06	100.00	2910.03	1631.00	2459.50	0.85
02/05/06	100.00	324.63	225.98	246.70	0.76
02/06/06	100.00	3139.15	1748.70	2694.60	0.86
02/07/06	100.00	3846.60	2162.37	3258.40	0.85
02/08/06	100.00	3573.97	1966.18	2976.10	0.83
02/09/06	100.00	3118.33	1739.89	2565.40	0.82
02/10/06	100.00	3651.68	2033.71	3059.30	0.84
02/11/06	100.00	3577.07	2023.06	2997.70	0.84
02/12/06	100.00	-	-	0.00	-
02/13/06	100.00	2809.62	1553.59	2378.20	0.85
02/14/06	100.00	3397.90	1861.65	2904.70	0.85
02/15/06	100.00	3272.27	1801.40	2731.10	0.83
02/16/06	100.00	2815.58	1536.87	2335.40	0.83
02/17/06	100.00	3967.89	2210.57	3318.30	0.84
02/18/06	100.00	4237.10	2331.96	3531.30	0.83
02/19/06	100.00	-	0.76	0.00	-
02/20/06	100.00	3213.92	1752.47	2657.40	0.83
02/21/06	100.00	3769.17	2096.42	3203.50	0.85
02/22/06	100.00	3901.65	2167.13	3281.40	0.84
02/23/06	100.00	3305.84	1834.11	2772.10	0.84
02/24/06	100.00	3747.79	2099.00	3121.10	0.83
02/25/06	100.00	3124.03	1742.86	2592.40	0.83
02/26/06	100.00	-	-	0.00	-
02/27/06	100.00	3586.14	1972.14	2984.80	0.83
02/28/06	100.00	3950.56	2174.61	3330.40	0.84
Total	100.00	83810.59	46560.92	70223.40	0.84

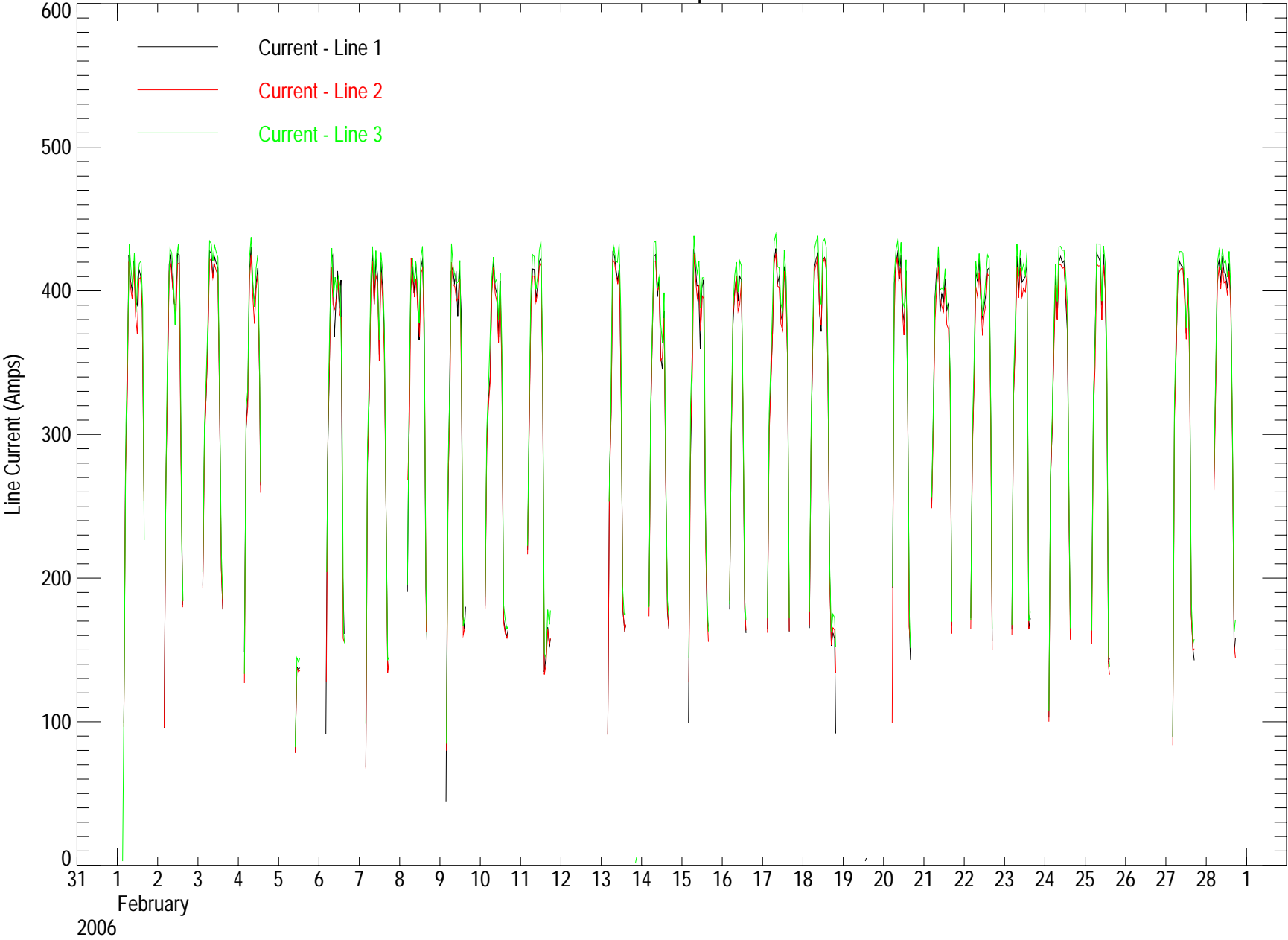
# Generator Output Power



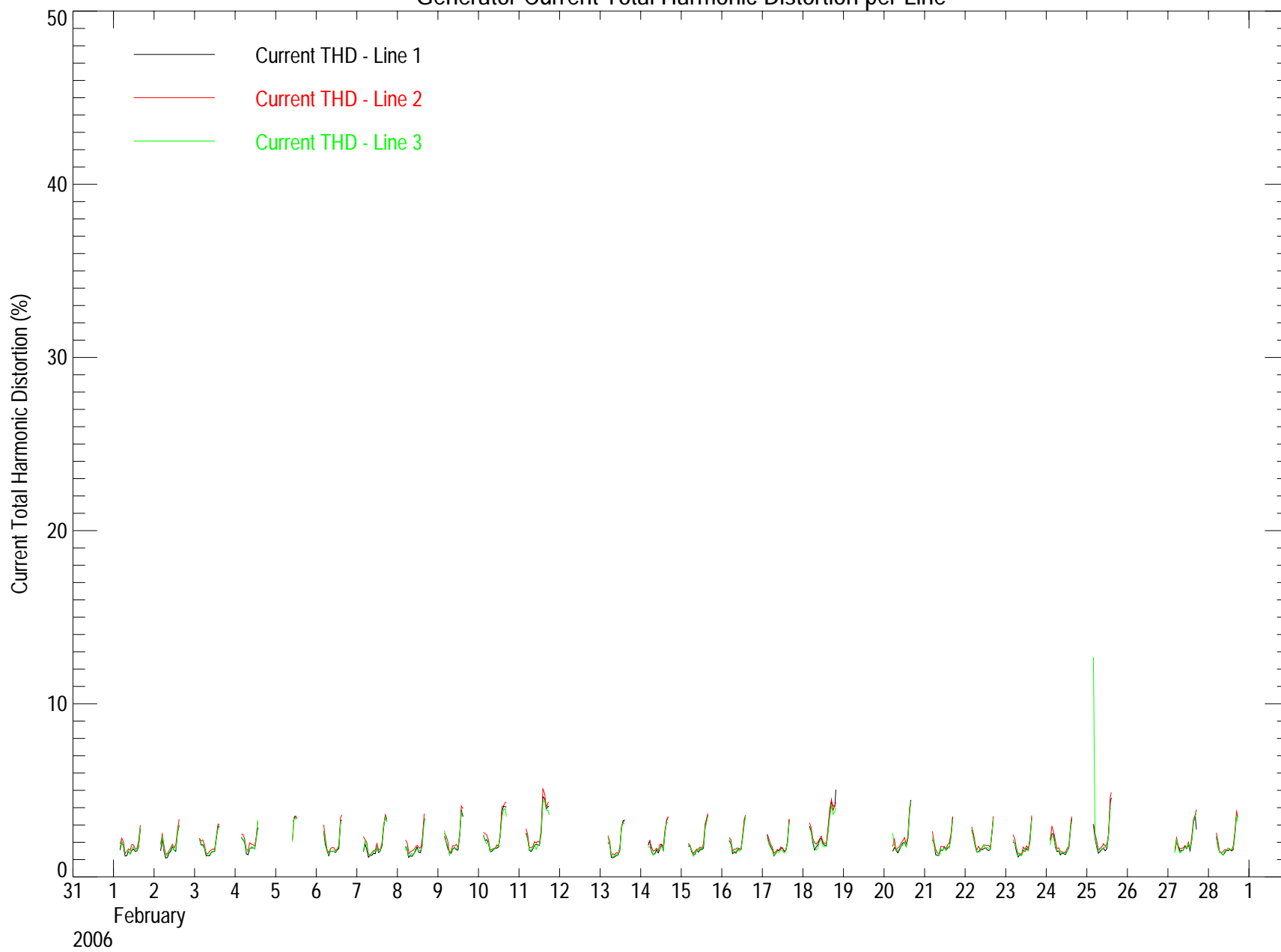
# Generator Output Voltage



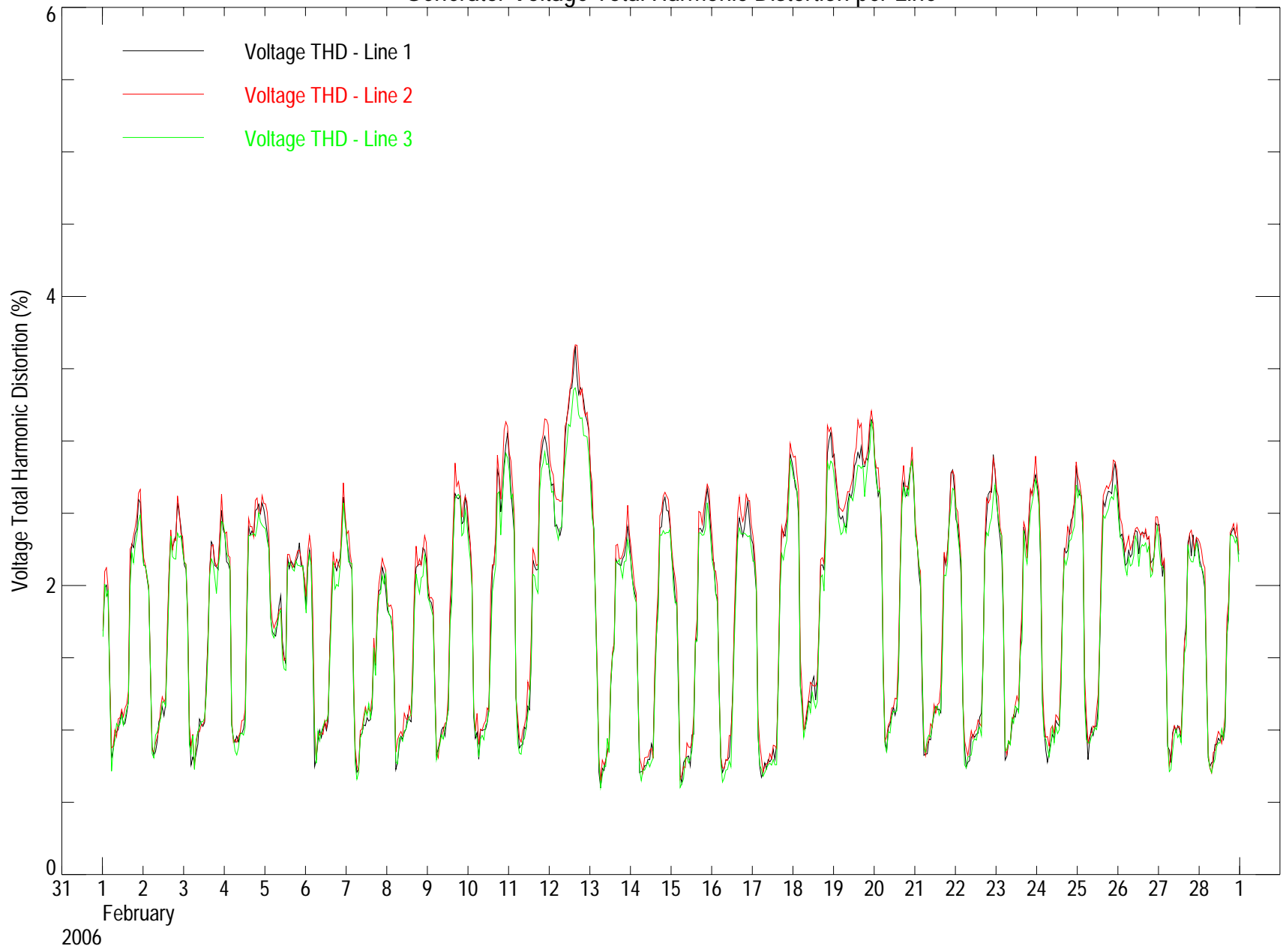
# Generator Output Current



Generator Current Total Harmonic Distortion per Line



Generator Voltage Total Harmonic Distortion per Line



Generator Output Power Factor

