

## GENERATOR POWER QUALITY - DATA SUMMARY

Arrow Linen

07/01/06 to 07/31/06

	Line 1			Line 2			Line 3			Totals		
	Min	Avg	Max	Min	Avg	Max	Min	Avg	Max	Min	Avg	Max
Voltage (V)	240.8	277.8	288.0	240.1	280.0	291.8	241.7	280.8	292.0	n/a	n/a	n/a
Current (amps)	1.43	339.14	433.46	1.39	338.22	430.62	1.54	347.16	442.52	n/a	n/a	n/a
True Power (kW)	n/a	n/a	n/a	n/a	n/a	n/a	n/a	n/a	n/a	14.6	240.3	288.9
Apparent Power (kVA)	0.4	91.9	114.8	0.4	92.1	114.0	0.4	94.6	116.4	33.3	288.0	343.3
Power Factor (-)	n/a	n/a	n/a	n/a	n/a	n/a	n/a	n/a	n/a	0.42	0.83	0.93
Voltage THD (%)	0.40	1.22	4.76	0.33	1.23	2.39	0.41	1.24	3.13	n/a	n/a	n/a
Current THD (%)	0.04	1.39	3.57	0.08	1.48	3.52	0.04	1.44	3.26	n/a	n/a	n/a
Frequency (hz)	n/a	n/a	n/a	n/a	n/a	n/a	n/a	n/a	n/a	59.9	60.0	60.1

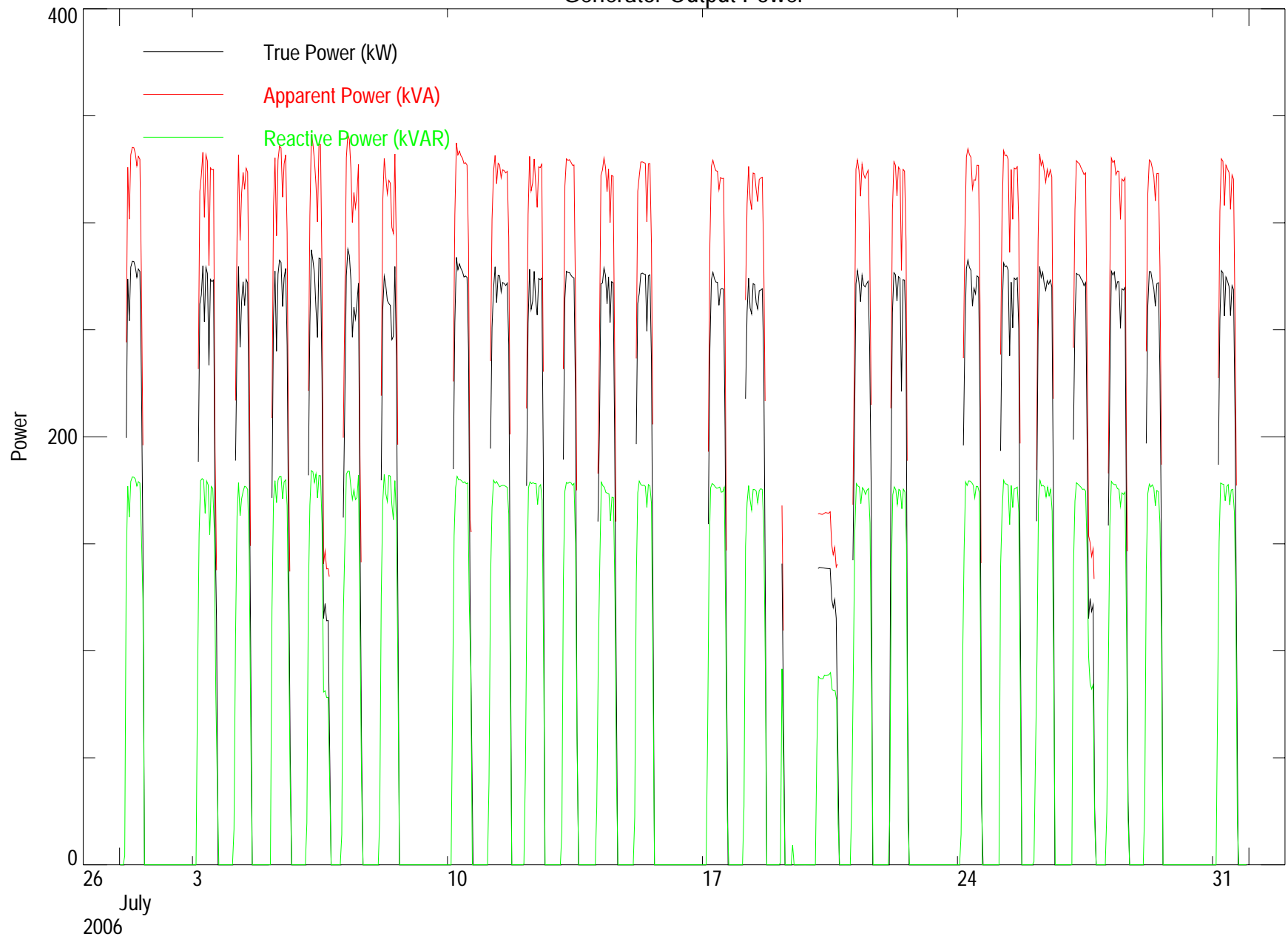
# GENERATOR POWER QUALITY - DATA SUMMARY

Arrow Linen

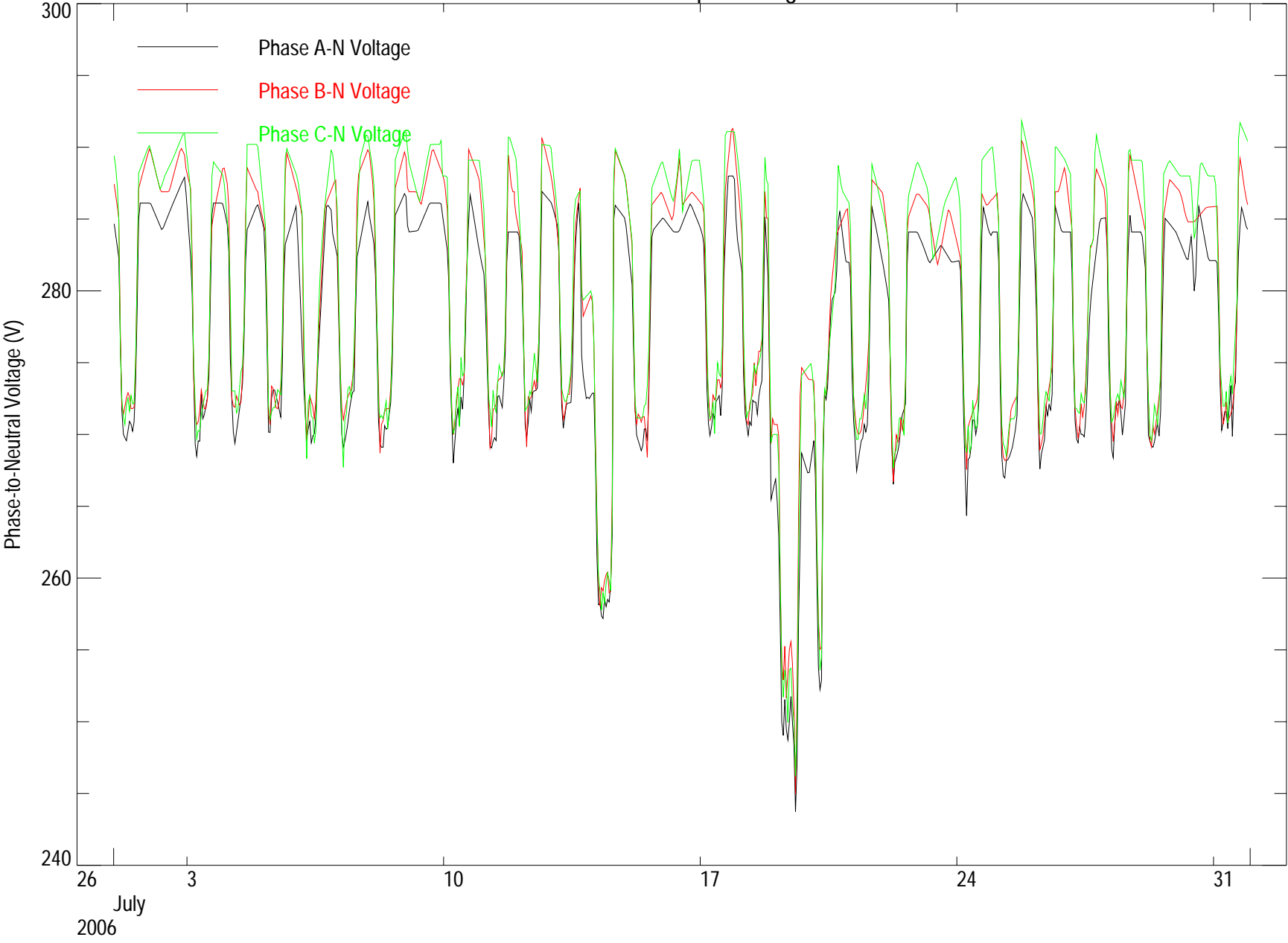
07/01/06 to 07/31/06

Date	Good Data (%)	Generator Apparent Power (kVAh)	Generator Reactive Power (kVARh)	Generator True Power (kWh)	Power Factor (-)
07/01/06	100.00	3664.50	2019.05	3136.80	0.86
07/02/06	100.00	-	-	0.00	-
07/03/06	100.00	3751.99	2086.09	3162.10	0.84
07/04/06	100.00	3096.27	1712.68	2599.30	0.84
07/05/06	100.00	3659.21	2026.44	3078.70	0.84
07/06/06	100.00	3731.64	2094.43	3148.70	0.84
07/07/06	100.00	3623.46	2025.79	3060.50	0.84
07/08/06	100.00	3492.79	1964.09	2997.70	0.86
07/09/06	100.00	-	-	0.00	-
07/10/06	100.00	3704.41	2054.91	3091.30	0.83
07/11/06	100.00	4227.25	2367.56	3549.90	0.84
07/12/06	100.00	3646.79	2033.02	3069.30	0.84
07/13/06	100.00	2871.36	1602.08	2412.10	0.84
07/14/06	100.00	3676.81	1985.26	3079.90	0.84
07/15/06	100.00	3586.18	1997.44	3027.00	0.84
07/16/06	100.00	-	-	0.00	-
07/17/06	100.00	3757.91	2094.65	3170.50	0.84
07/18/06	100.00	4196.23	2332.43	3528.90	0.84
07/19/06	100.00	249.99	146.28	240.00	0.96
07/20/06	100.00	2130.61	1188.58	1813.10	0.85
07/21/06	100.00	3829.03	2097.72	3216.40	0.84
07/22/06	100.00	3450.37	1884.69	2896.80	0.84
07/23/06	100.00	-	-	0.00	-
07/24/06	100.00	3765.78	2110.28	3159.60	0.84
07/25/06	100.00	4206.81	2296.99	3544.90	0.84
07/26/06	100.00	3617.67	1979.82	2989.80	0.83
07/27/06	100.00	3705.34	2057.69	3124.20	0.84
07/28/06	100.00	3899.41	2156.38	3261.50	0.84
07/29/06	100.00	3281.28	1833.21	2730.10	0.83
07/30/06	100.00	-	-	0.00	-
07/31/06	95.83	3812.32	2113.25	3228.80	0.85
Total	99.87	90635.42	50260.79	76317.90	0.84

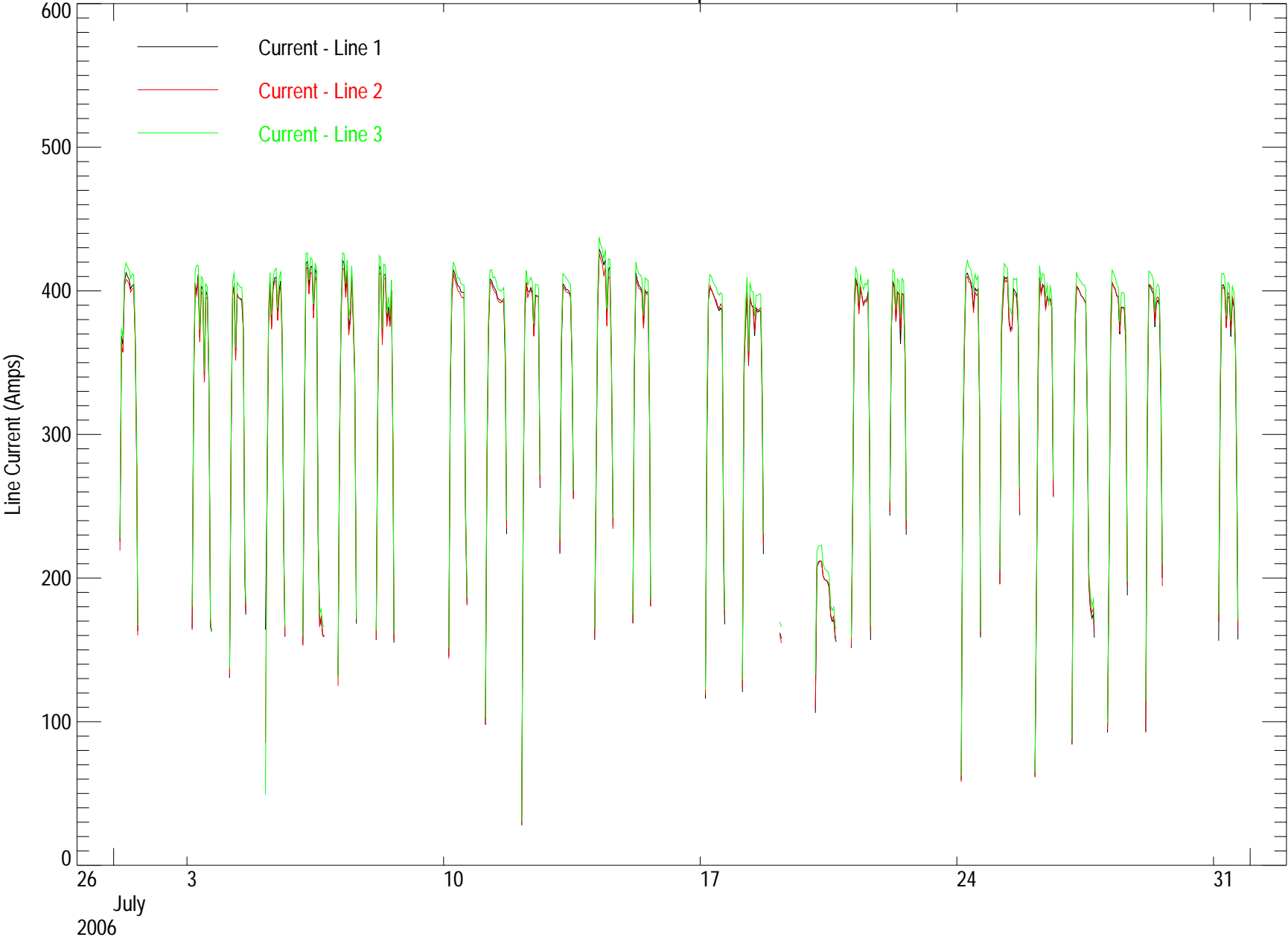
# Generator Output Power



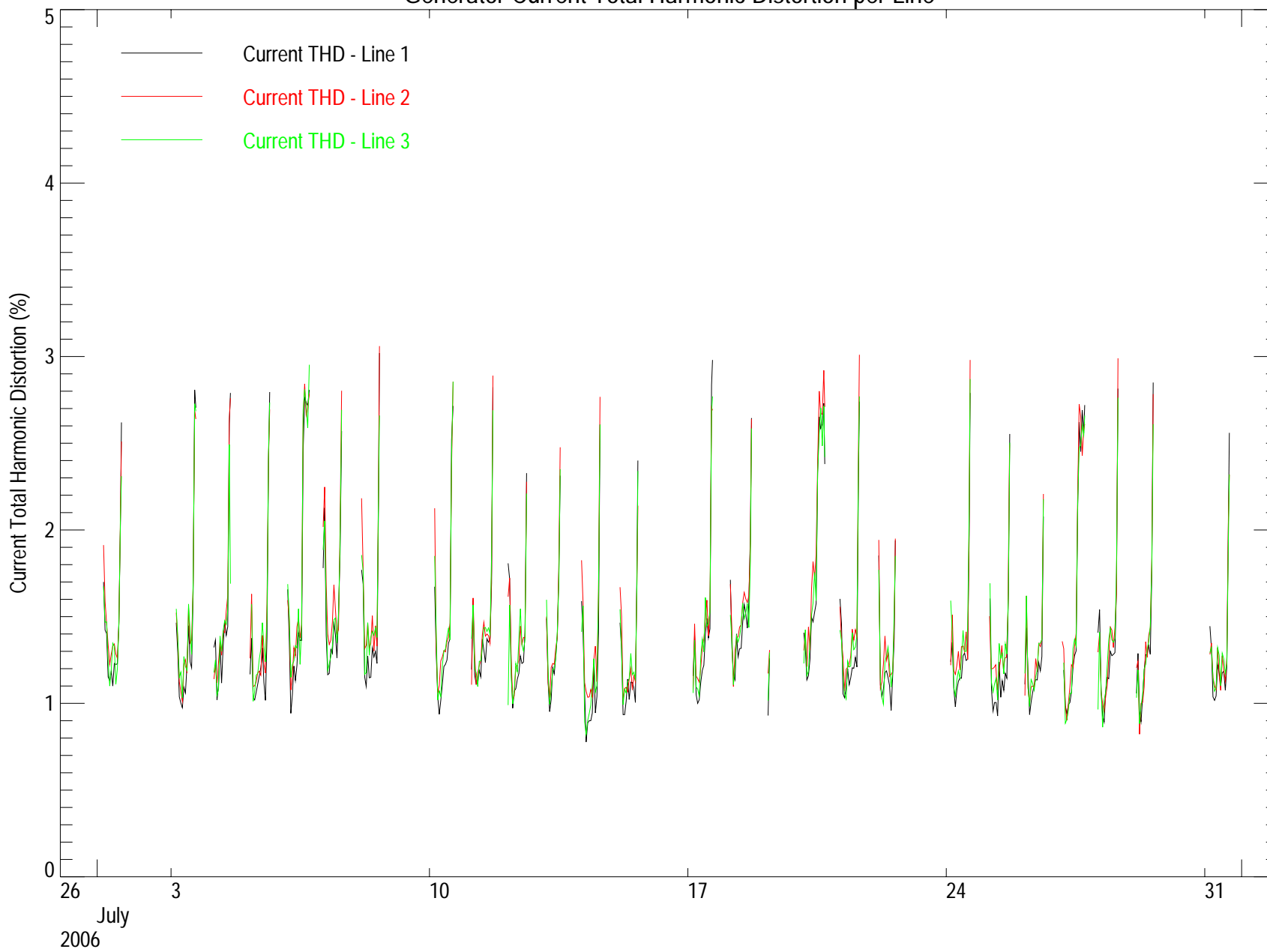
# Generator Output Voltage



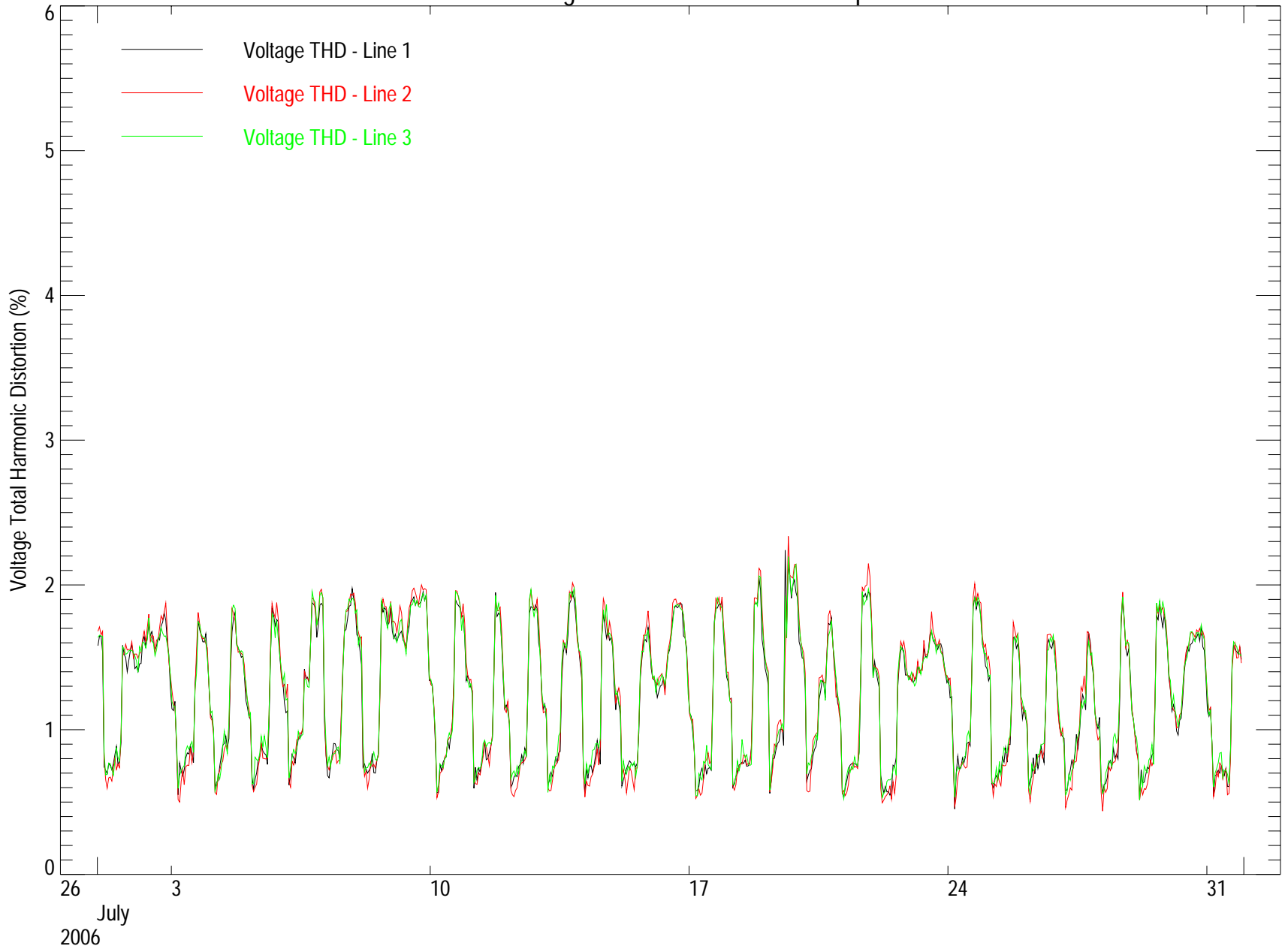
# Generator Output Current



Generator Current Total Harmonic Distortion per Line



Generator Voltage Total Harmonic Distortion per Line



Generator Output Power Factor

