

GENERATOR POWER QUALITY - DATA SUMMARY

Arrow Linen

10/01/06 to 10/31/06

	Line 1			Line 2			Line 3			Totals		
	Min	Avg	Max	Min	Avg	Max	Min	Avg	Max	Min	Avg	Max
Voltage (V)	268.3	282.0	290.2	268.9	283.6	292.9	267.8	283.9	293.1	n/a	n/a	n/a
Current (amps)	2.89	316.15	430.75	3.30	311.11	424.67	2.94	319.80	434.14	n/a	n/a	n/a
True Power (kW)	n/a	n/a	n/a	n/a	n/a	n/a	n/a	n/a	n/a	9.6	225.3	294.2
Apparent Power (kVA)	0.8	86.9	117.8	0.9	85.8	116.5	0.8	88.2	118.4	9.9	271.2	348.6
Power Factor (-)	n/a	n/a	n/a	n/a	n/a	n/a	n/a	n/a	n/a	0.65	0.83	0.97
Voltage THD (%)	0.64	2.62	4.50	0.65	2.70	4.69	0.51	2.61	4.56	n/a	n/a	n/a
Current THD (%)	0.14	2.67	6.28	0.17	2.87	7.71	0.14	2.75	9.04	n/a	n/a	n/a
Frequency (hz)	n/a	n/a	n/a	n/a	n/a	n/a	n/a	n/a	n/a	59.9	60.0	60.1

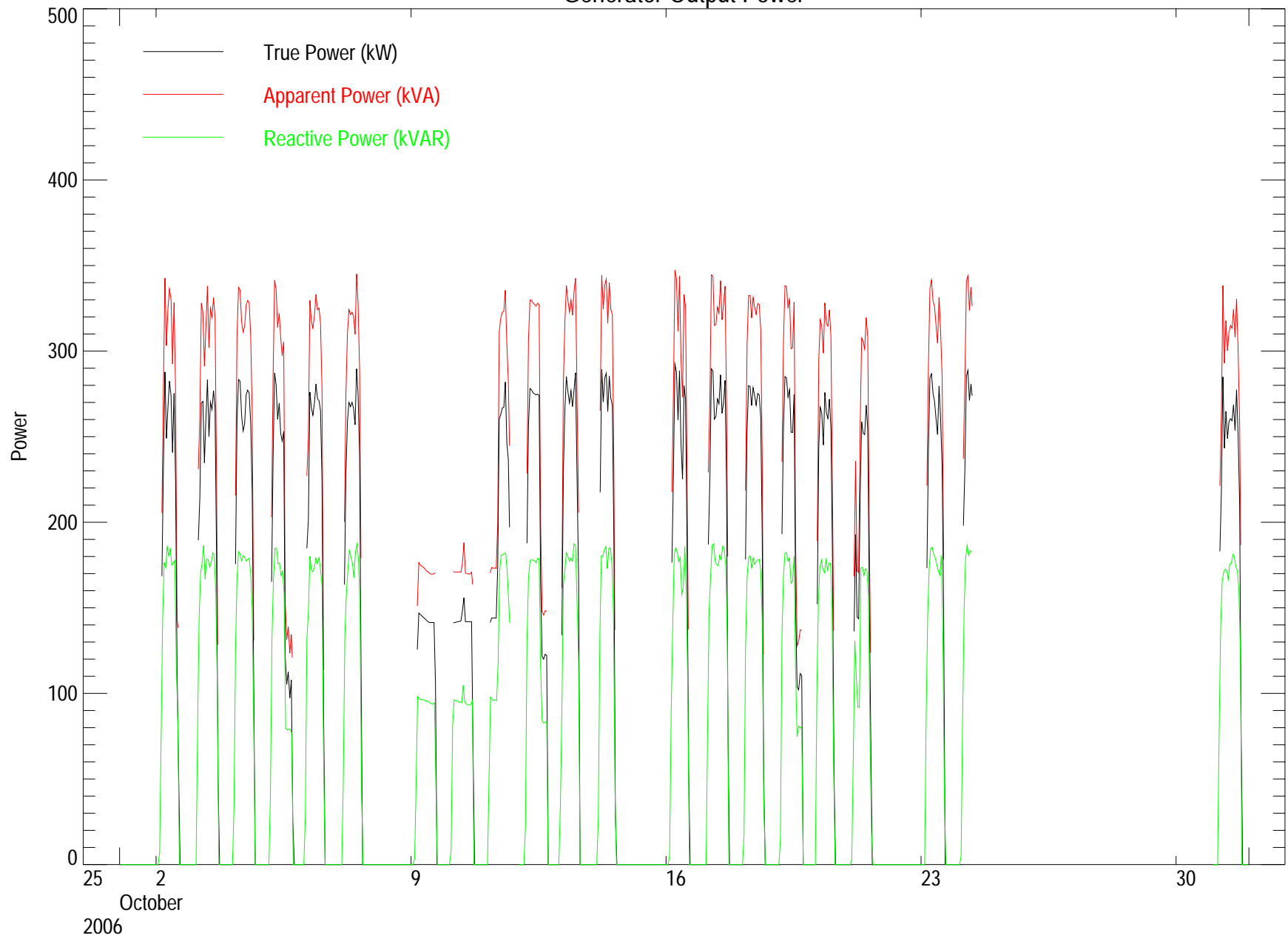
GENERATOR POWER QUALITY - DATA SUMMARY

Arrow Linen

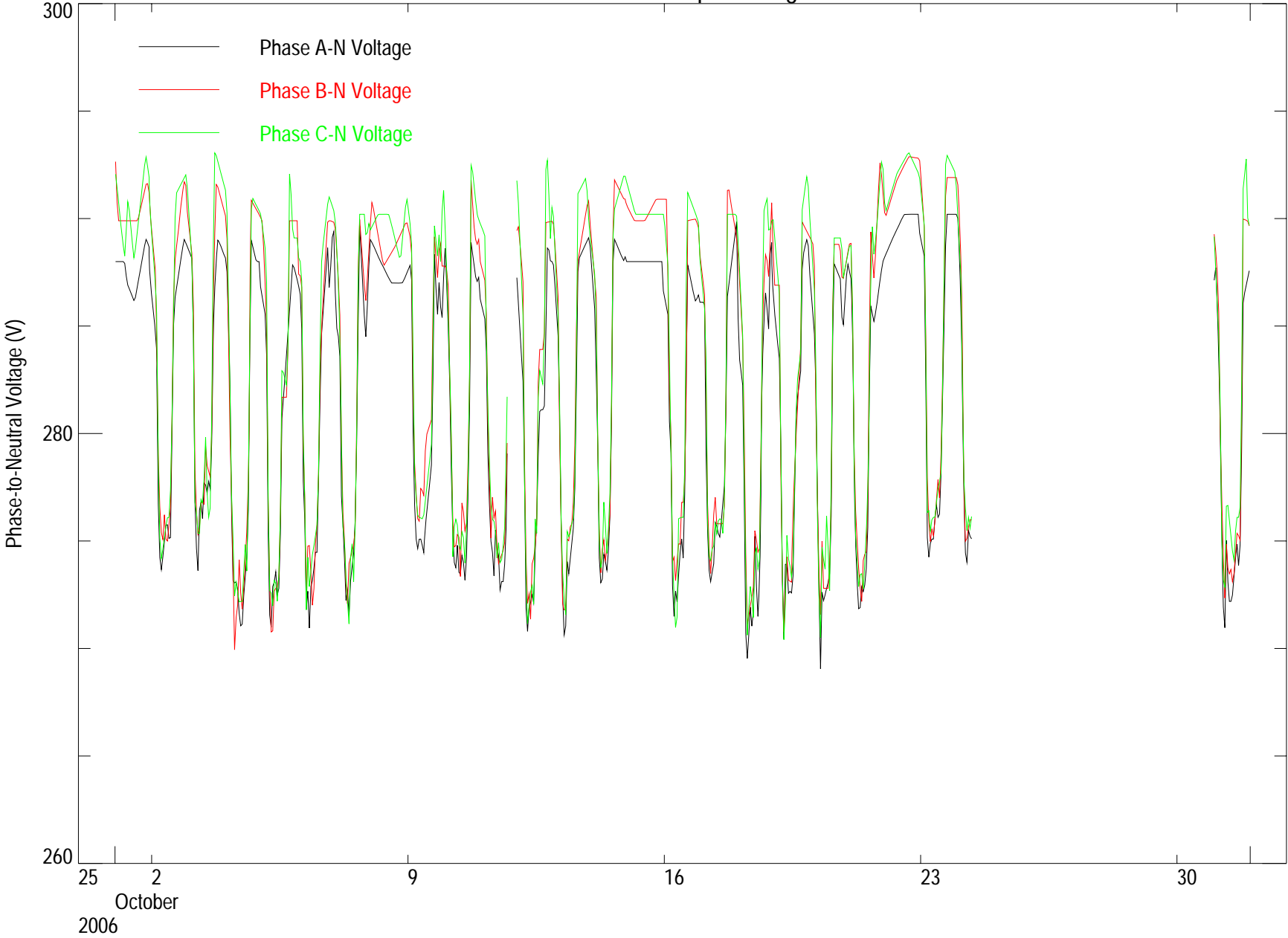
10/01/06 to 10/31/06

Date	Good Data (%)	Generator Apparent Power (kVAh)	Generator Reactive Power (kVARh)	Generator True Power (kWh)	Power Factor (-)
10/01/06	100.00	-	-	99.00	-
10/02/06	100.00	3233.72	1853.07	2730.70	0.84
10/03/06	100.00	3975.67	2255.47	3360.40	0.85
10/04/06	100.00	3826.98	2162.26	3253.10	0.85
10/05/06	100.00	3423.60	1953.70	2894.30	0.85
10/06/06	100.00	3447.83	1938.93	2965.70	0.86
10/07/06	100.00	3480.60	1960.87	2941.90	0.85
10/08/06	100.00	-	-	0.00	-
10/09/06	100.00	2173.47	1246.26	1829.10	0.84
10/10/06	100.00	2322.30	1330.85	1951.50	0.84
10/11/06	76.04	3383.65	1903.54	2801.70	0.83
10/12/06	100.00	3621.77	2013.37	3051.10	0.84
10/13/06	100.00	3558.75	2001.62	3004.40	0.84
10/14/06	100.00	3181.03	1797.23	2675.70	0.84
10/15/06	100.00	-	-	0.00	-
10/16/06	100.00	3360.42	1900.42	2822.00	0.84
10/17/06	100.00	4152.91	2330.76	3504.60	0.84
10/18/06	100.00	3752.19	2083.16	3171.60	0.85
10/19/06	100.00	3524.18	1976.38	2953.40	0.84
10/20/06	100.00	3297.53	1859.46	2801.90	0.85
10/21/06	100.00	2830.83	1602.54	2347.00	0.83
10/22/06	100.00	-	-	0.00	-
10/23/06	100.00	3572.47	2011.29	3029.90	0.85
10/24/06	41.67	2028.98	1148.72	1672.90	0.82
10/25/06	0.00	-	-	-	-
10/26/06	0.00	-	-	-	-
10/27/06	0.00	-	-	-	-
10/28/06	0.00	-	-	-	-
10/29/06	0.00	-	-	-	-
10/30/06	0.00	-	-	-	-
10/31/06	98.96	4287.99	2406.91	3620.10	0.84
Total	77.96	70436.87	39736.82	59482.00	0.84

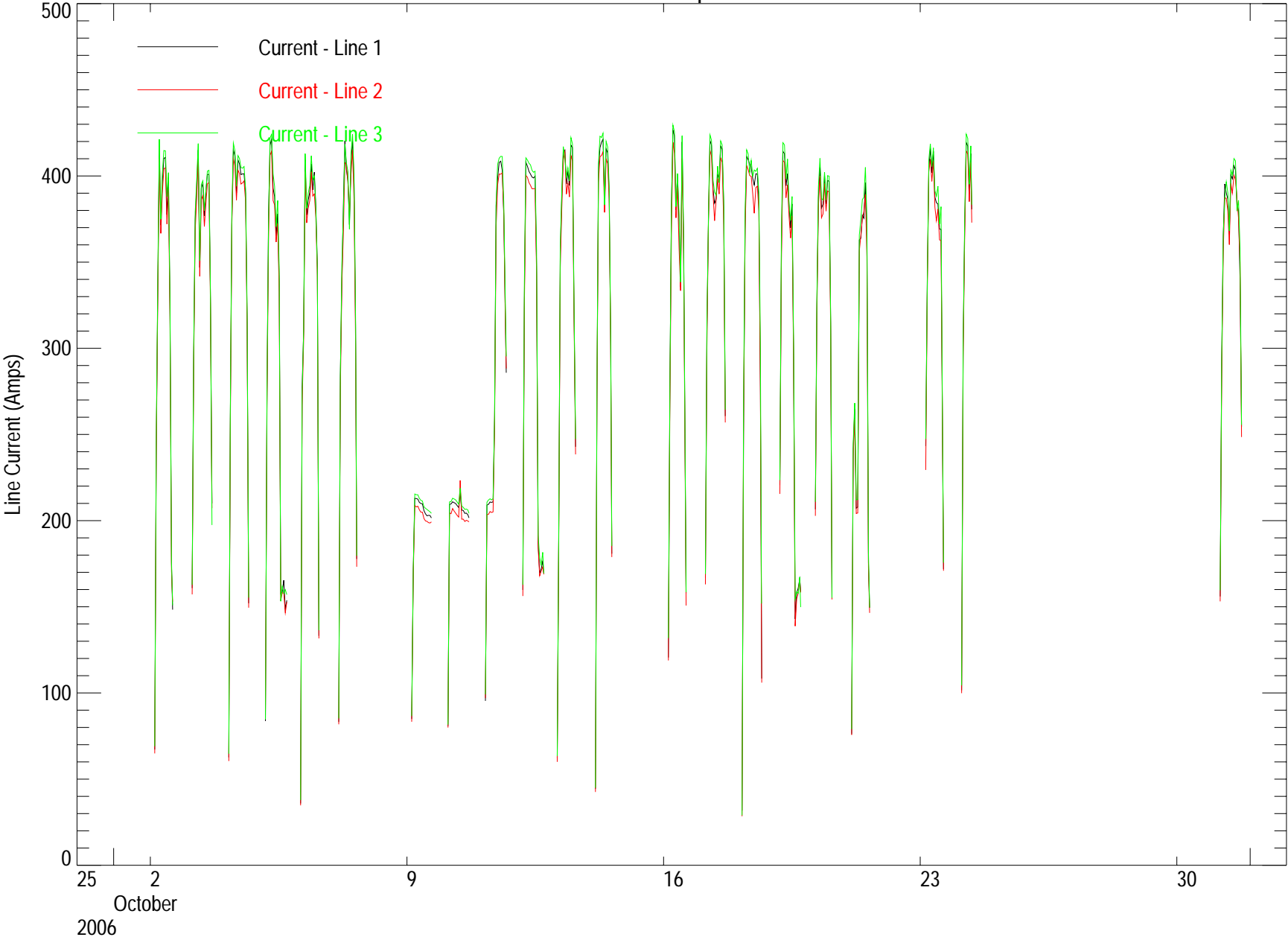
Generator Output Power



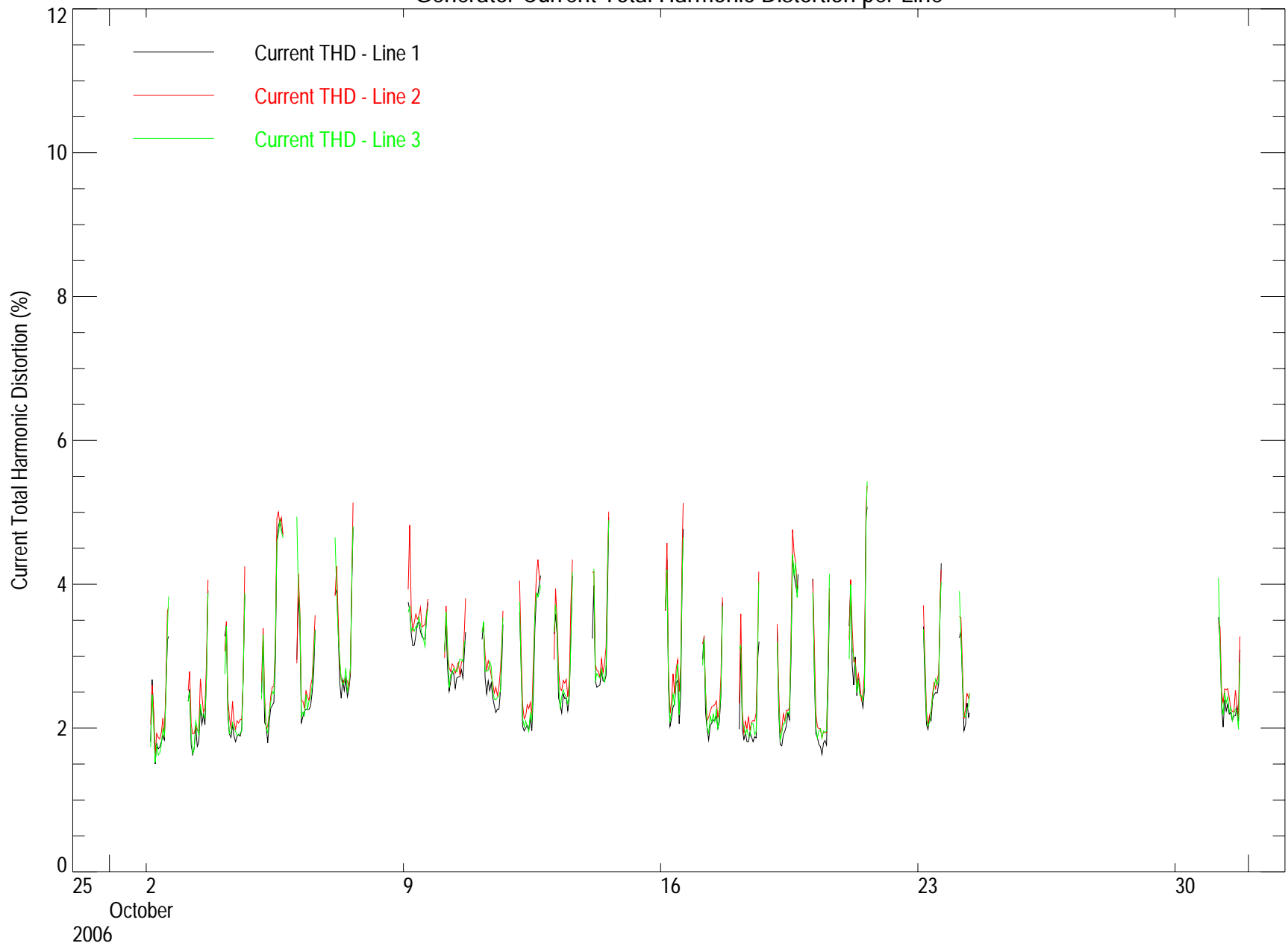
Generator Output Voltage



Generator Output Current



Generator Current Total Harmonic Distortion per Line



Generator Voltage Total Harmonic Distortion per Line

