

GENERATOR POWER QUALITY - DATA SUMMARY

Arrow Linen

01/01/06 to 12/31/06

	Line 1			Line 2			Line 3			Totals		
	Min	Avg	Max	Min	Avg	Max	Min	Avg	Max	Min	Avg	Max
Voltage (V)	240.8	279.9	293.8	240.1	282.0	298.9	241.7	282.3	296.9	n/a	n/a	n/a
Current (amps)	0.19	334.71	444.83	0.15	330.87	432.67	0.13	341.33	450.48	n/a	n/a	n/a
True Power (kW)	n/a	n/a	n/a	n/a	n/a	n/a	n/a	n/a	n/a	1.2	237.3	297.5
Apparent Power (kVA)	0.1	91.3	118.4	0.0	90.7	117.4	0.0	93.6	120.6	0.4	284.7	353.0
Power Factor (-)	n/a	n/a	n/a	n/a	n/a	n/a	n/a	n/a	n/a	0.03	0.83	0.97
Voltage THD (%)	0.35	1.83	4.76	0.33	1.88	4.69	0.25	1.83	4.56	n/a	n/a	n/a
Current THD (%)	0.03	1.95	8.18	0.03	2.11	100.88	0.02	2.02	216.80	n/a	n/a	n/a
Frequency (hz)	n/a	n/a	n/a	n/a	n/a	n/a	n/a	n/a	n/a	59.9	60.0	60.1

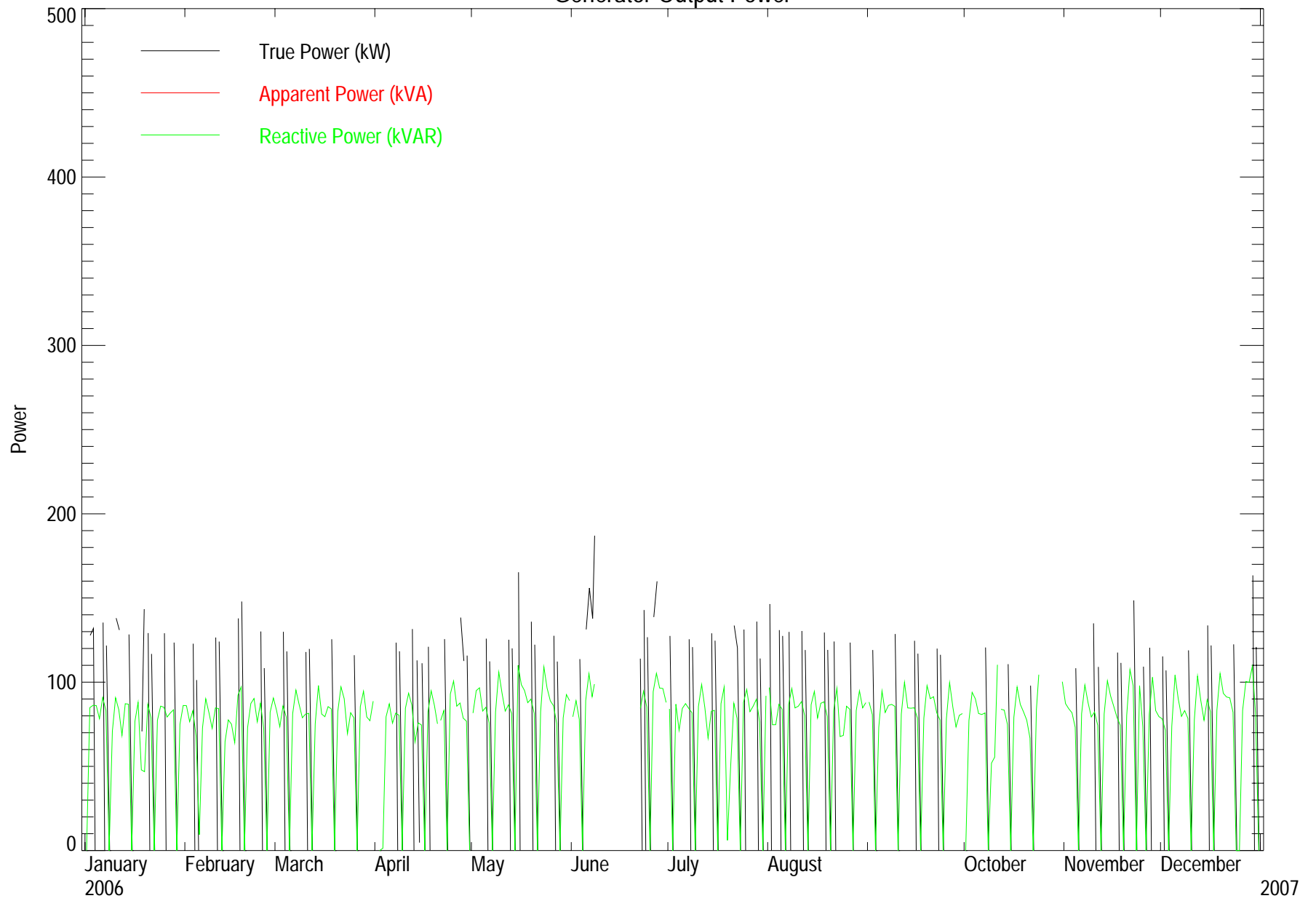
GENERATOR POWER QUALITY - DATA SUMMARY

Arrow Linen

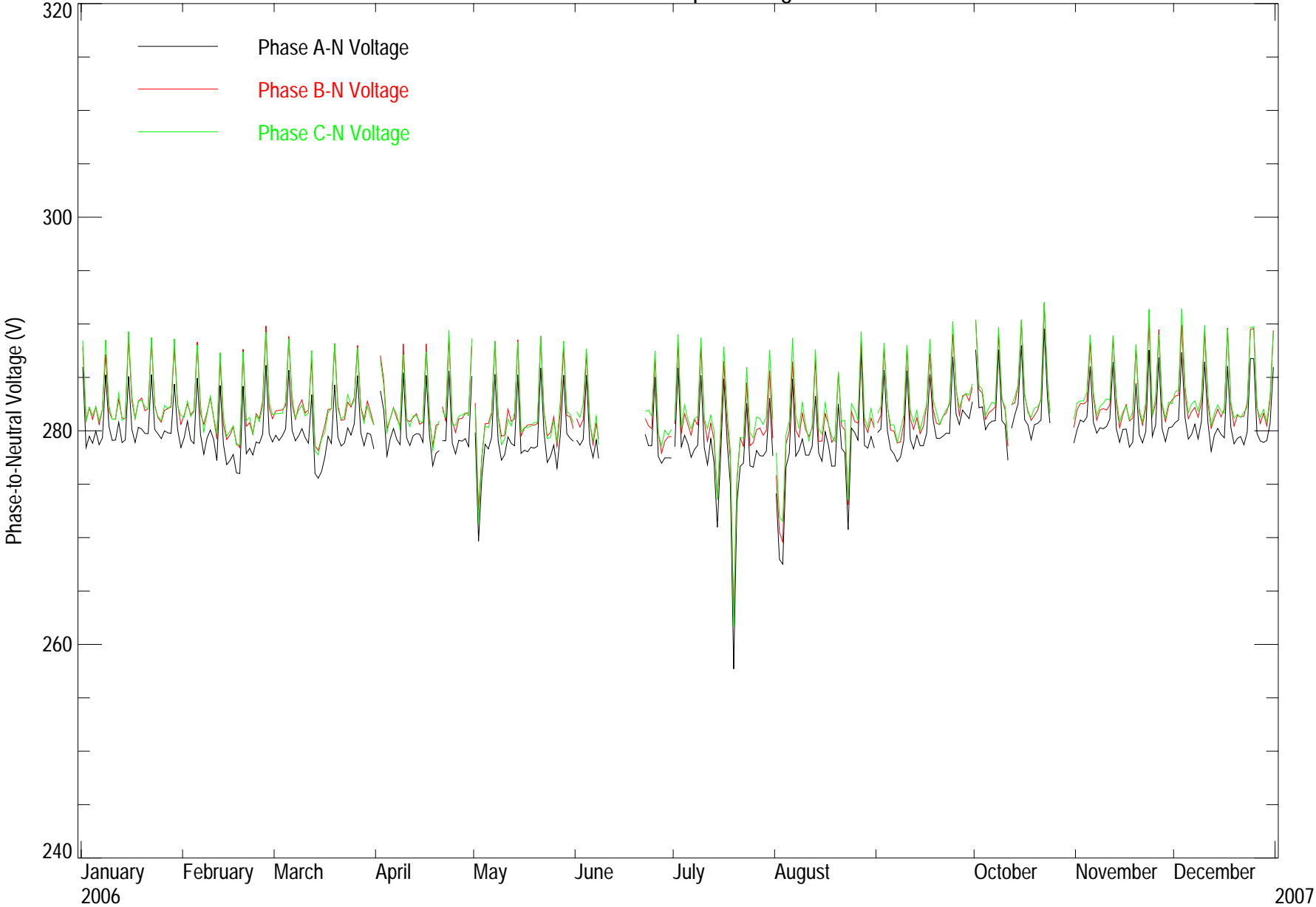
01/01/06 to 12/31/06

Date	Good Data (%)	Generator Apparent Power (kVAh)	Generator Reactive Power (kVARh)	Generator True Power (kWh)	Power Factor (-)
Jan 2006	100.00	89443.90	49834.35	74962.00	0.84
Feb 2006	100.00	83810.59	46560.92	70223.40	0.84
Mar 2006	100.00	97189.46	54131.65	81426.30	0.84
Apr 2006	96.35	79929.02	45606.75	67297.30	0.84
May 2006	99.83	102056.21	57779.88	86227.60	0.84
Jun 2006	54.55	55719.45	31556.86	47467.04	0.85
Jul 2006	99.87	90635.42	50260.79	76317.90	0.84
Aug 2006	99.87	98107.68	54870.71	83205.00	0.85
Sep 2006	99.83	93577.74	52890.46	78956.30	0.84
Oct 2006	77.96	70436.87	39736.82	59482.00	0.84
Nov 2006	100.00	91976.90	51510.77	77667.80	0.84
Dec 2006	100.00	94529.43	52790.31	79682.80	0.84
Total	94.04	1047412.70	587530.25	882915.44	0.84

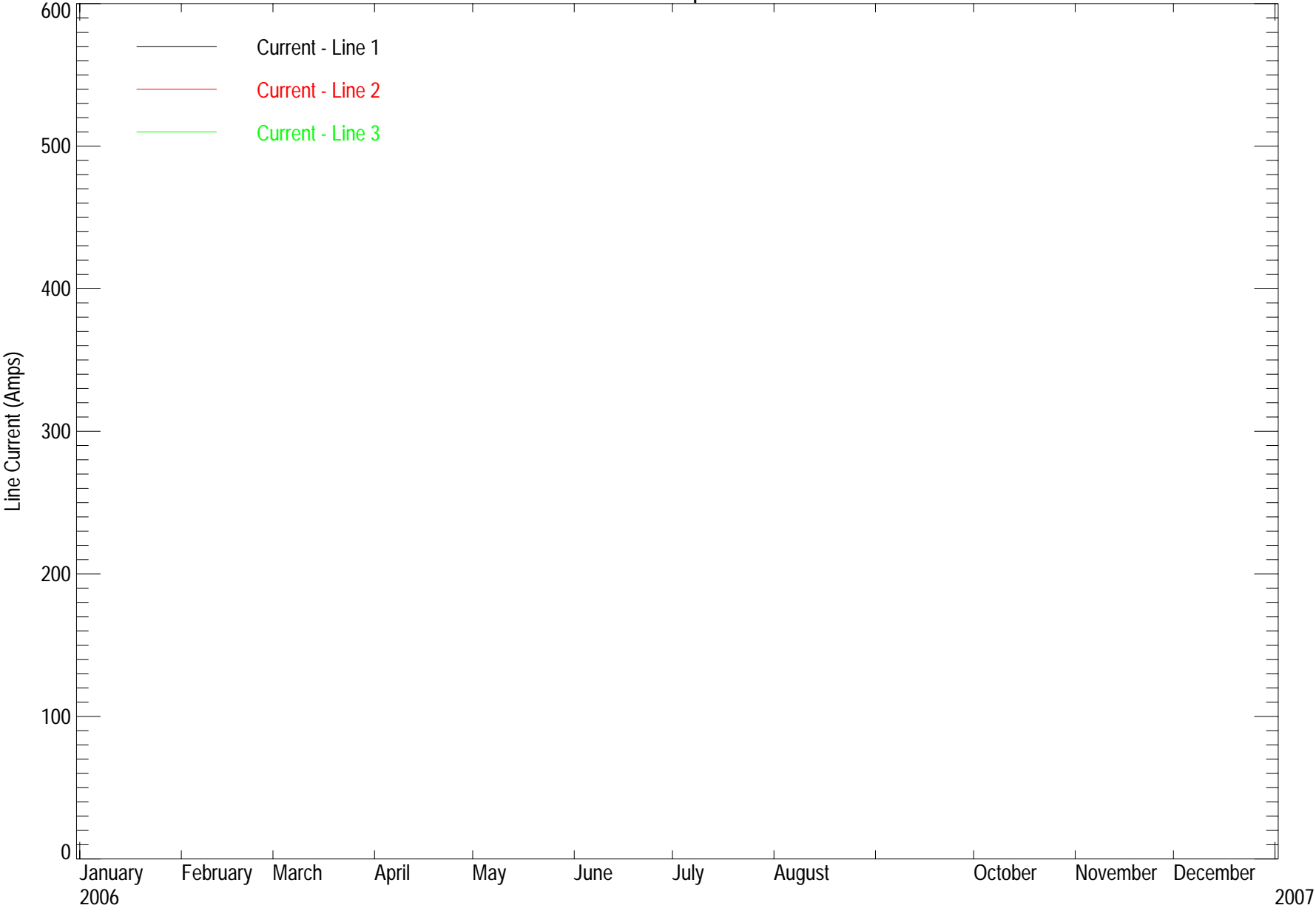
Generator Output Power



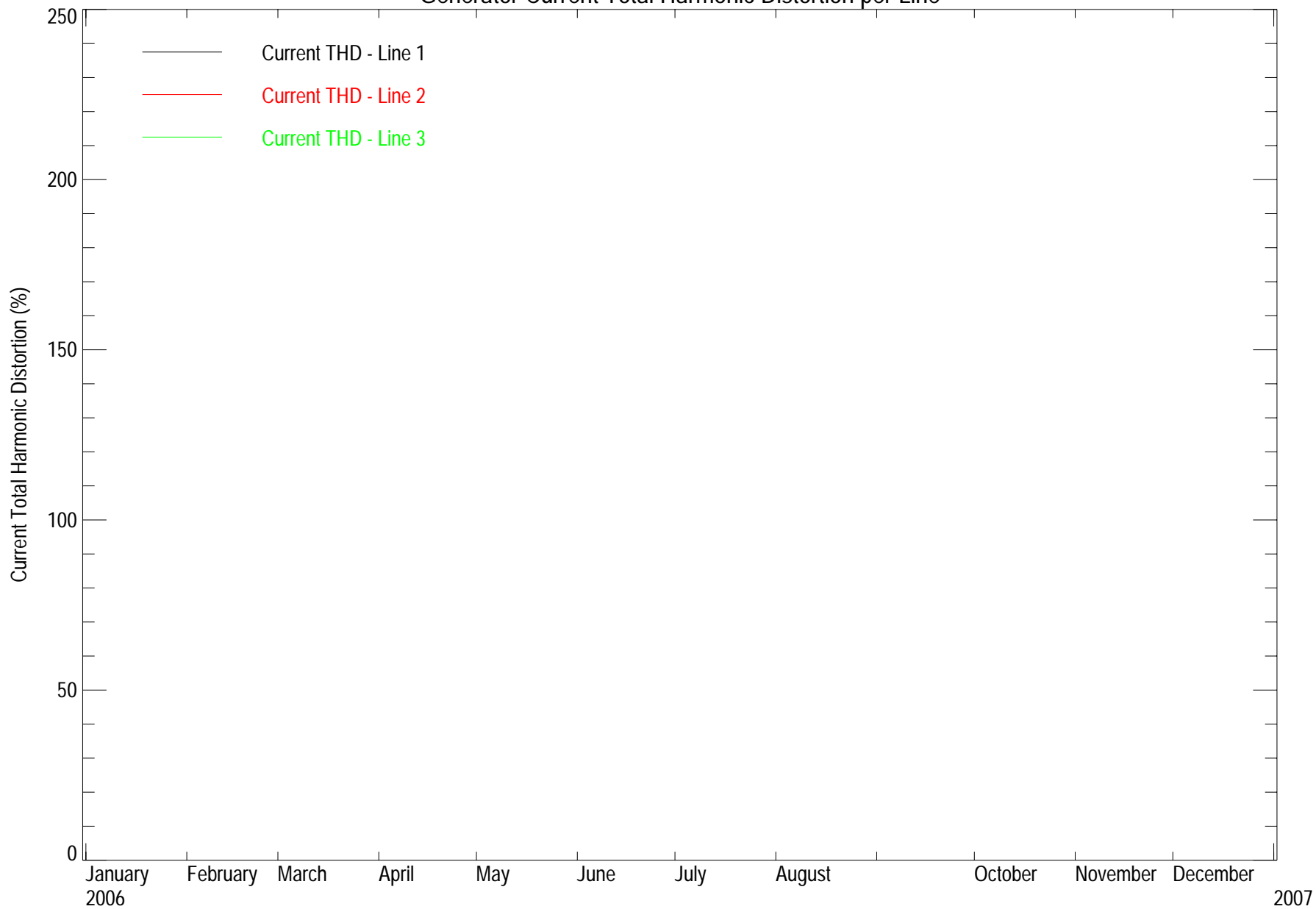
Generator Output Voltage



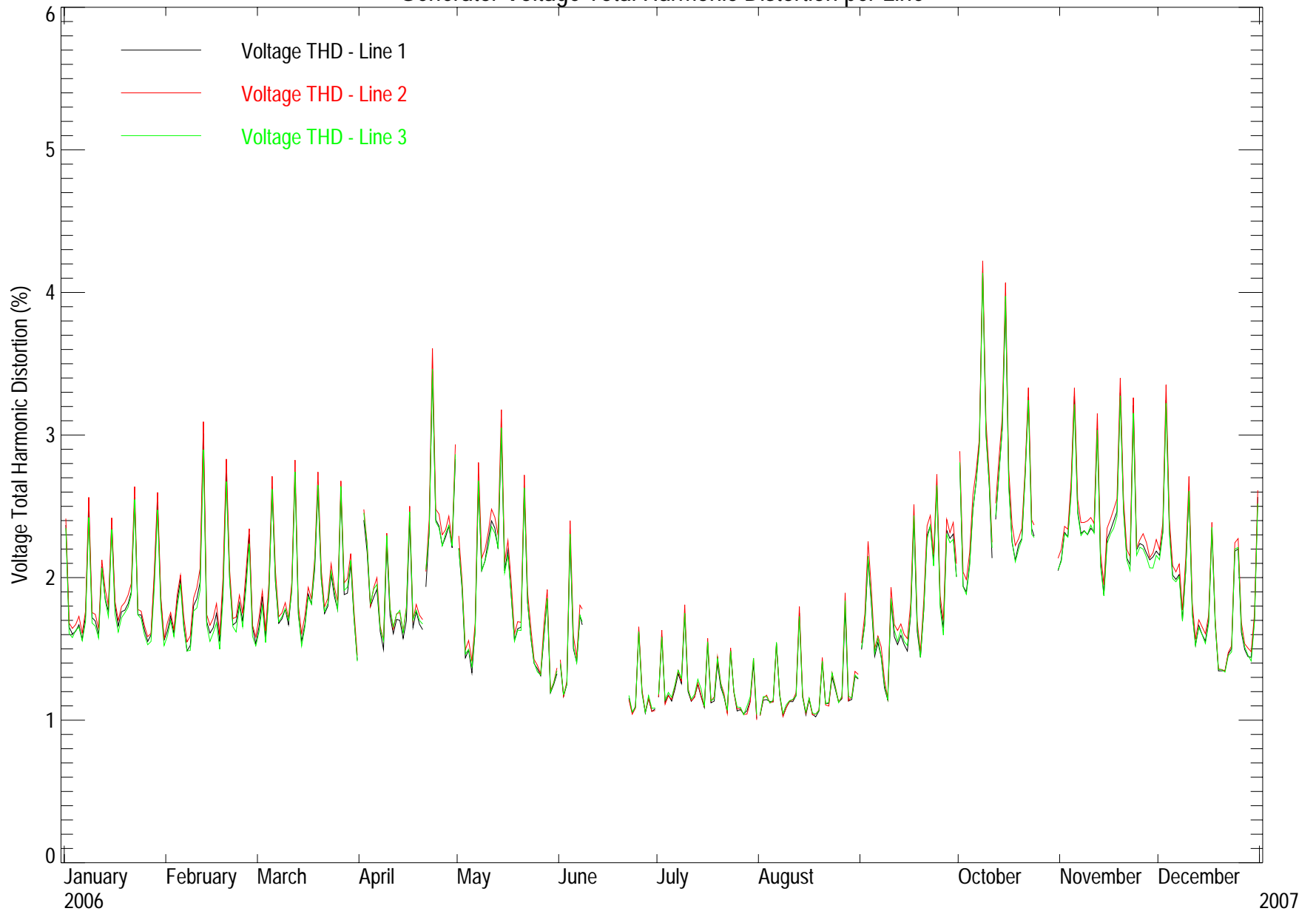
Generator Output Current



Generator Current Total Harmonic Distortion per Line



Generator Voltage Total Harmonic Distortion per Line



Generator Output Power Factor

