

GENERATOR POWER QUALITY - DATA SUMMARY

Arrow Linen

04/01/07 to 04/30/07

	Line 1			Line 2			Line 3			Totals		
	Min	Avg	Max	Min	Avg	Max	Min	Avg	Max	Min	Avg	Max
Voltage (V)	242.4	278.4	292.1	244.2	281.1	294.6	246.1	280.8	295.1	n/a	n/a	n/a
Current (amps)	0.43	329.95	433.89	2.40	323.91	426.89	0.37	335.57	443.92	n/a	n/a	n/a
True Power (kW)	n/a	n/a	n/a	n/a	n/a	n/a	n/a	n/a	n/a	6.6	232.5	294.4
Apparent Power (kVA)	0.1	89.6	117.5	0.7	88.4	116.2	0.1	91.6	119.8	8.6	279.2	350.0
Power Factor (-)	n/a	n/a	n/a	n/a	n/a	n/a	n/a	n/a	n/a	0.33	0.83	0.95
Voltage THD (%)	0.39	2.10	3.75	0.41	2.13	3.84	0.41	2.05	3.67	n/a	n/a	n/a
Current THD (%)	0.04	2.19	8.35	0.04	2.31	6.73	0.05	2.20	7.88	n/a	n/a	n/a
Frequency (hz)	n/a	n/a	n/a	n/a	n/a	n/a	n/a	n/a	n/a	59.9	60.0	60.1

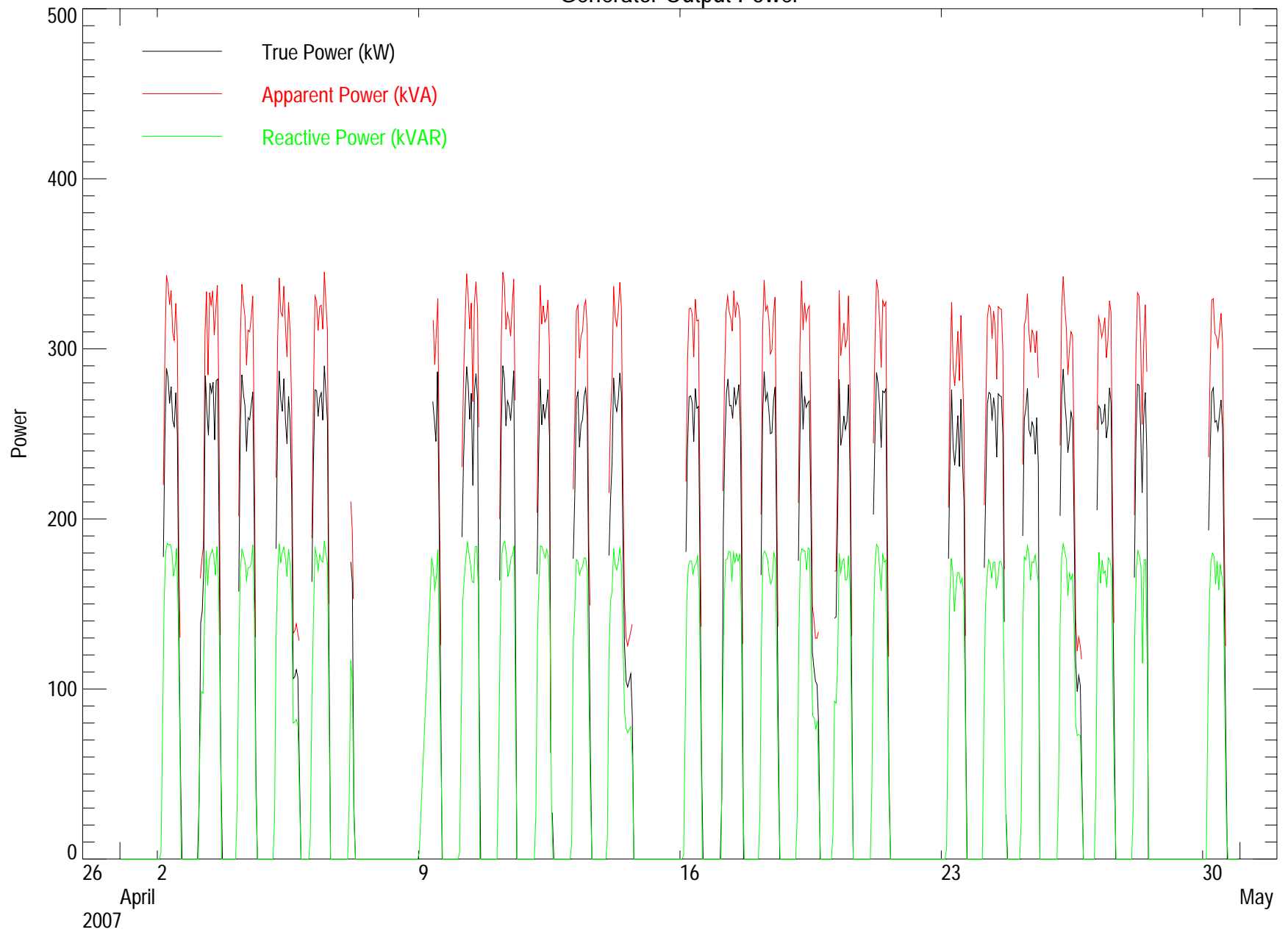
GENERATOR POWER QUALITY - DATA SUMMARY

Arrow Linen

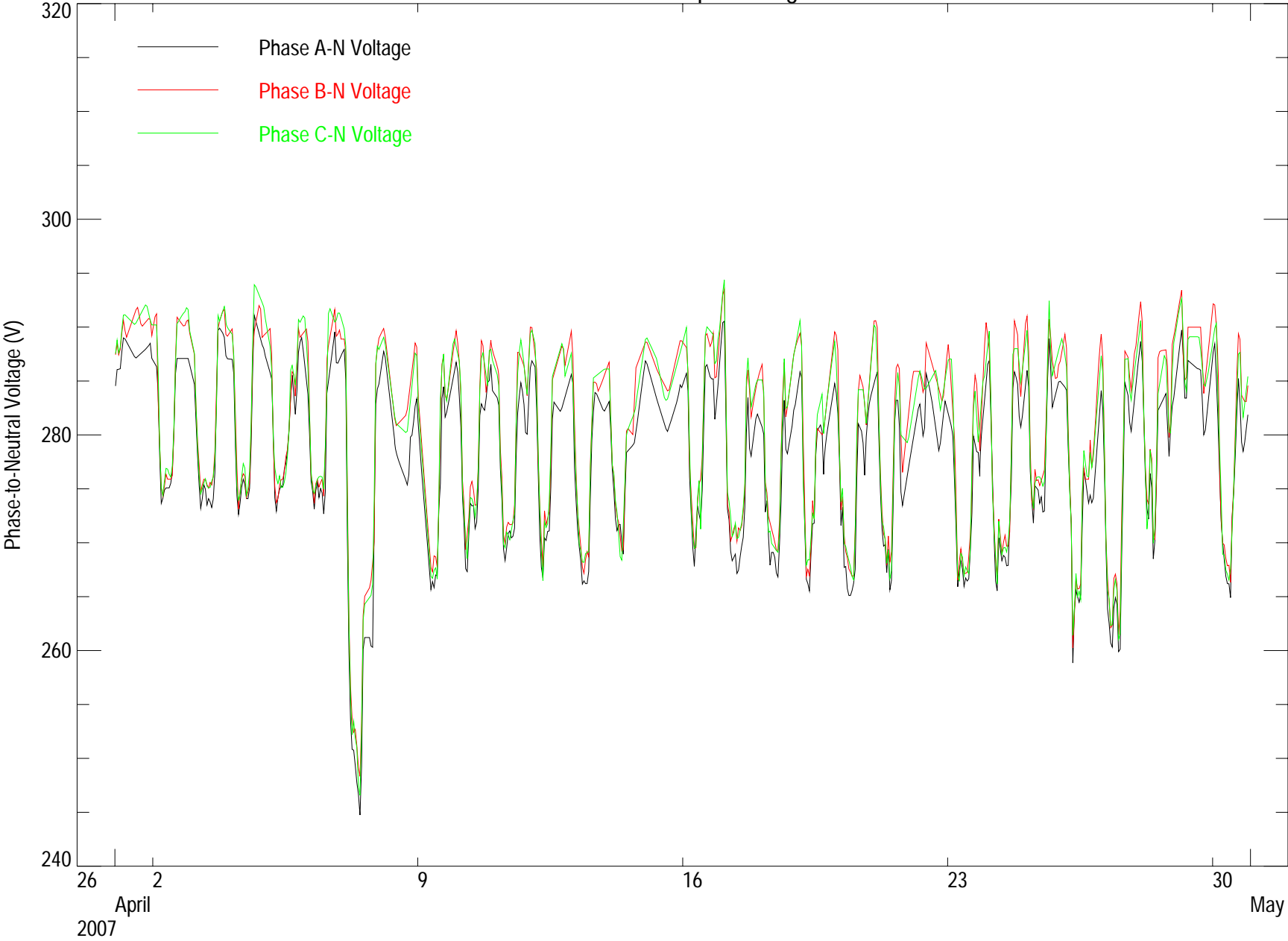
04/01/07 to 04/30/07

Date	Good Data (%)	Generator Apparent Power (kVAh)	Generator Reactive Power (kVARh)	Generator True Power (kWh)	Power Factor (-)
04/01/07	100.00	-	-	99.00	-
04/02/07	100.00	3342.33	1894.85	2825.10	0.85
04/03/07	100.00	3783.55	2073.20	3133.70	0.83
04/04/07	100.00	3361.75	1909.78	2866.70	0.85
04/05/07	100.00	3963.28	2253.96	3318.20	0.84
04/06/07	100.00	3527.56	1937.01	2904.80	0.82
04/07/07	100.00	441.09	279.65	365.20	0.83
04/08/07	100.00	-	-	0.00	-
04/09/07	98.96	1552.28	1656.45	1334.30	0.86
04/10/07	100.00	3528.22	1970.82	3005.50	0.85
04/11/07	100.00	3313.12	1860.38	2769.60	0.84
04/12/07	100.00	2802.15	1588.23	2414.40	0.86
04/13/07	100.00	3263.66	1810.03	2779.20	0.85
04/14/07	100.00	3710.48	2078.35	3109.80	0.84
04/15/07	100.00	-	-	0.00	-
04/16/07	100.00	3019.15	1690.29	2518.00	0.83
04/17/07	100.00	3979.09	2186.20	3334.40	0.84
04/18/07	100.00	3399.20	1864.21	2879.50	0.85
04/19/07	100.00	3359.65	1896.29	2813.80	0.84
04/20/07	100.00	3164.82	1756.19	2696.80	0.85
04/21/07	100.00	3057.23	1722.85	2612.60	0.85
04/22/07	100.00	-	-	0.00	-
04/23/07	100.00	3230.38	1800.72	2746.30	0.85
04/24/07	100.00	4095.60	2246.01	3438.70	0.84
04/25/07	100.00	3314.48	1896.69	2845.10	0.86
04/26/07	100.00	3566.04	2019.35	3027.20	0.85
04/27/07	100.00	3377.49	1860.54	2889.00	0.86
04/28/07	100.00	2638.62	1443.55	2159.60	0.82
04/29/07	100.00	-	-	0.00	-
04/30/07	95.83	3326.17	1862.90	2834.50	0.85
Total	99.83	80117.40	45558.47	67721.00	0.85

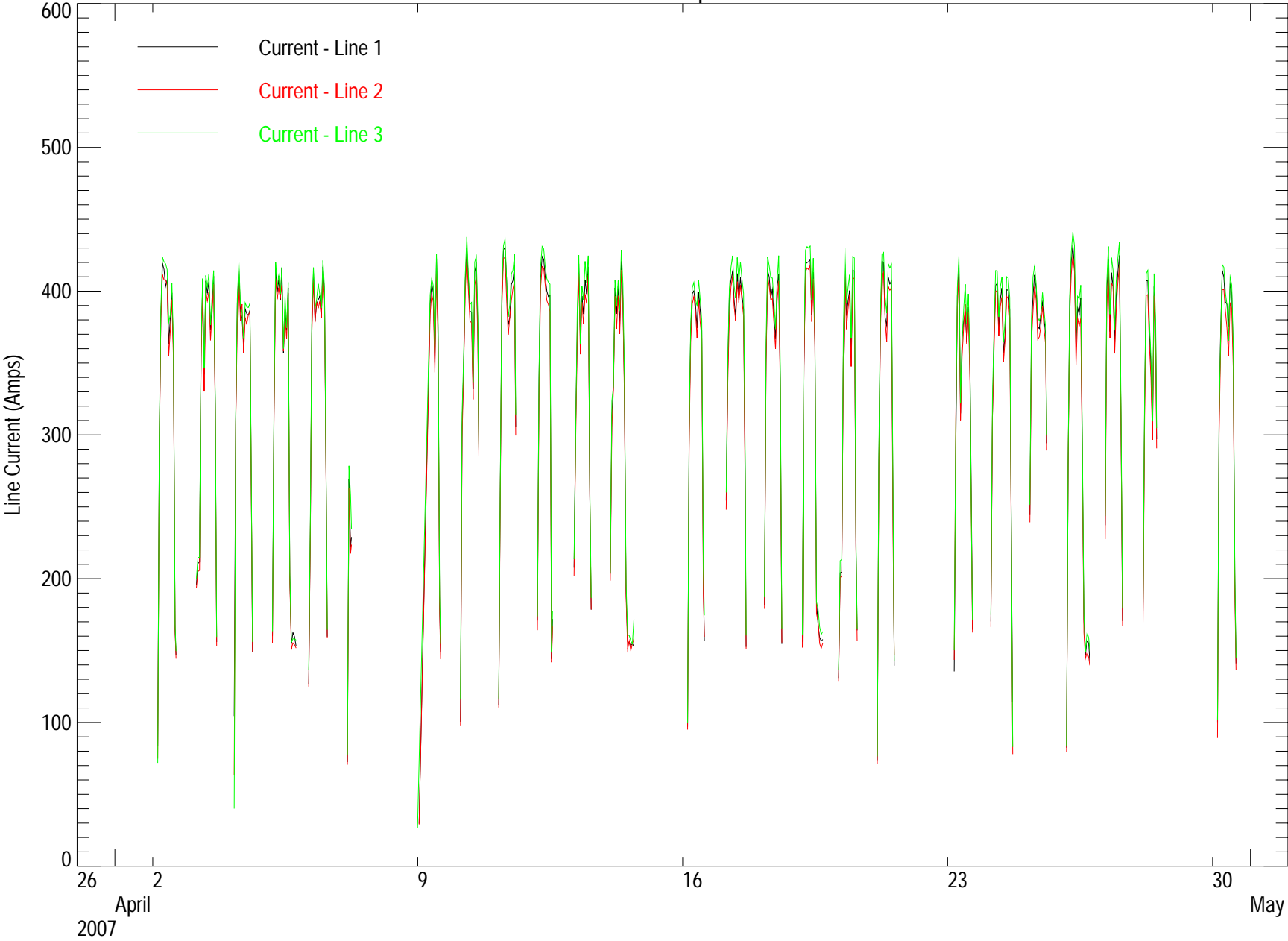
Generator Output Power



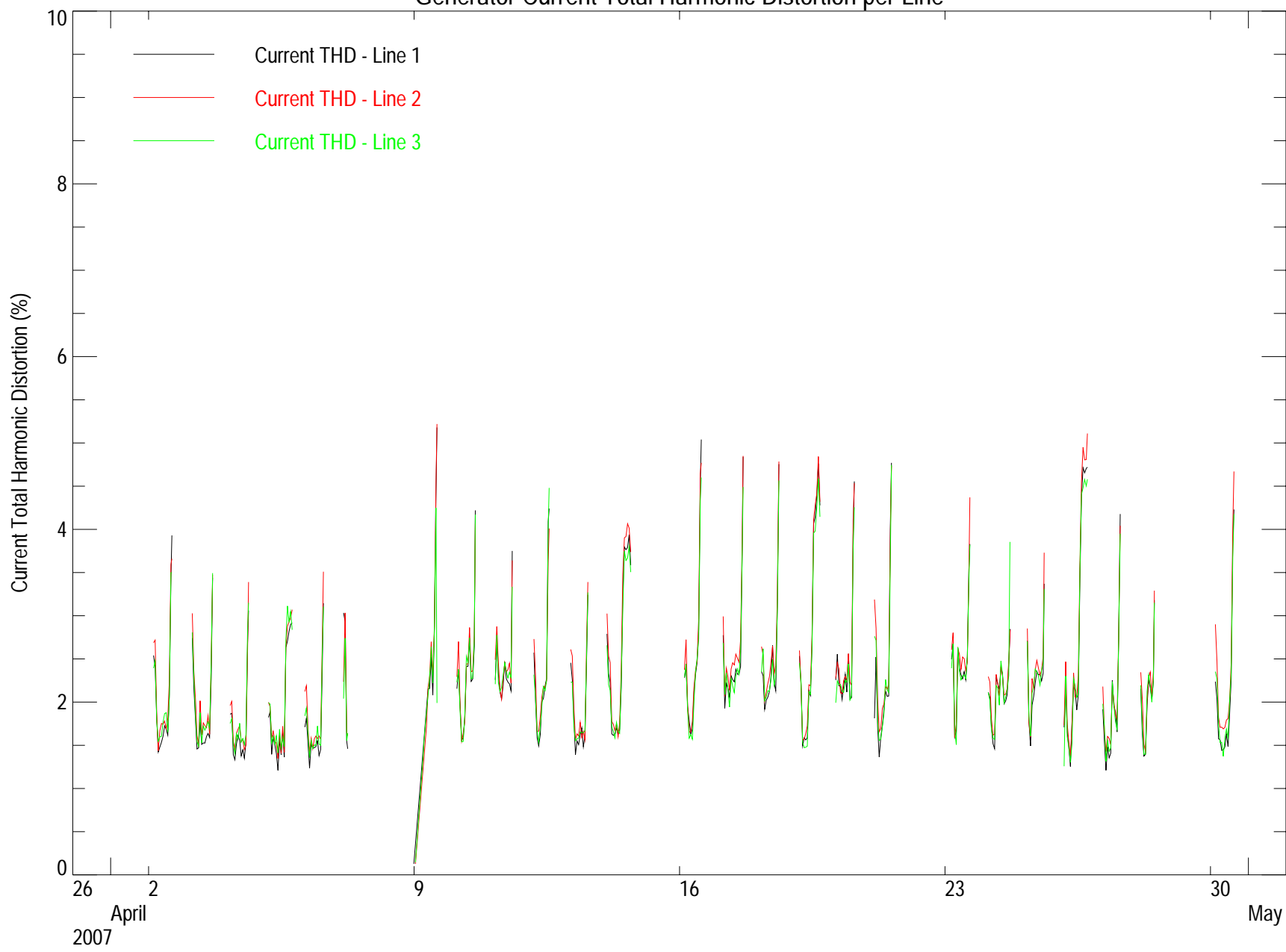
Generator Output Voltage



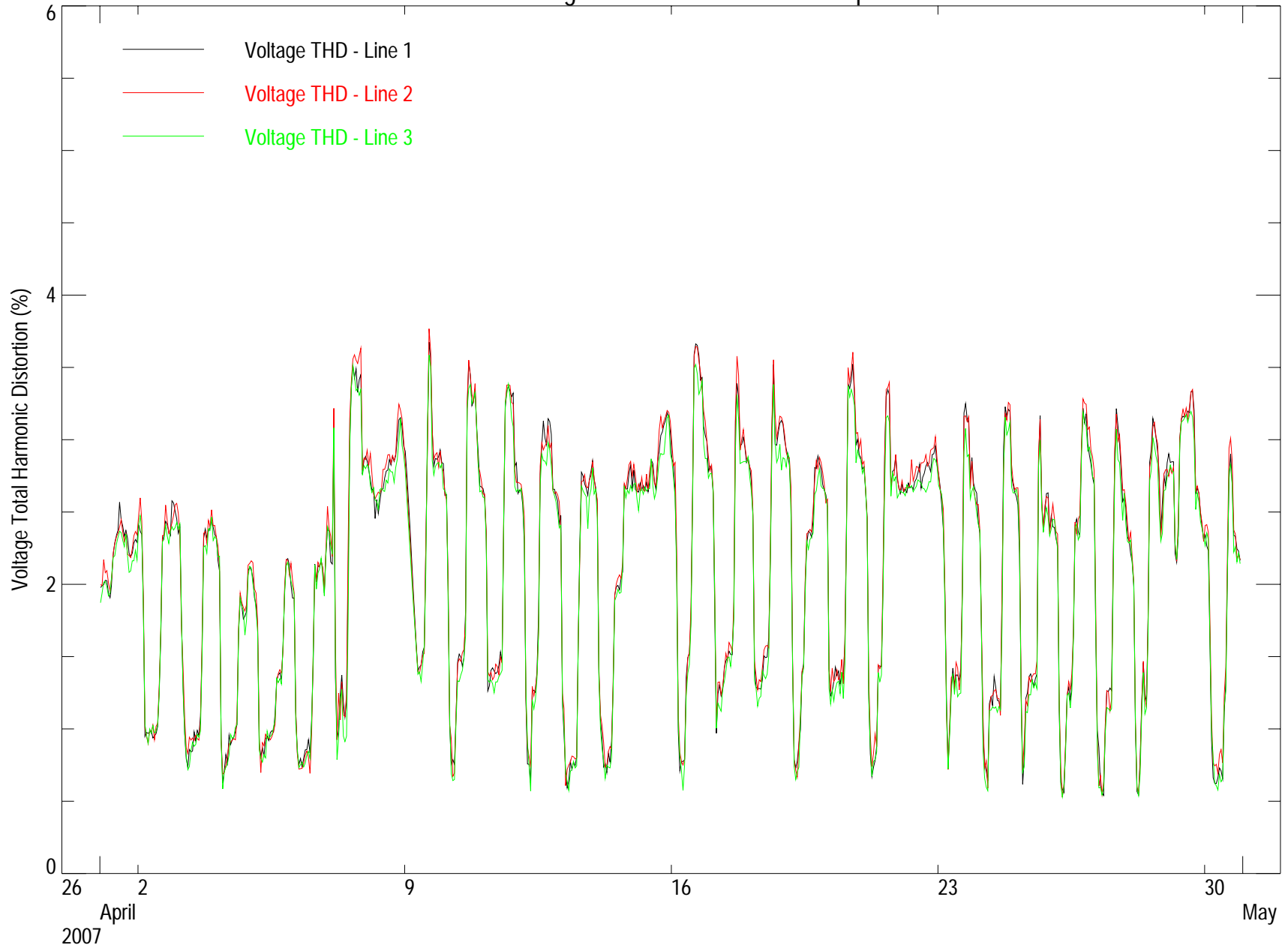
Generator Output Current



Generator Current Total Harmonic Distortion per Line



Generator Voltage Total Harmonic Distortion per Line



Generator Output Power Factor

