

GENERATOR POWER QUALITY - DATA SUMMARY

Arrow Linen

06/01/07 to 06/30/07

	Line 1			Line 2			Line 3			Totals		
	Min	Avg	Max	Min	Avg	Max	Min	Avg	Max	Min	Avg	Max
Voltage (V)	259.3	277.2	287.9	263.3	279.2	291.1	261.3	279.6	292.0	n/a	n/a	n/a
Current (amps)	1.78	316.57	417.23	1.61	313.58	409.27	1.59	322.47	421.51	n/a	n/a	n/a
True Power (kW)	n/a	n/a	n/a	n/a	n/a	n/a	n/a	n/a	n/a	72.8	223.7	282.5
Apparent Power (kVA)	0.5	85.6	112.7	0.5	85.2	111.1	0.4	87.7	113.9	103.0	267.7	336.2
Power Factor (-)	n/a	n/a	n/a	n/a	n/a	n/a	n/a	n/a	n/a	0.67	0.83	0.92
Voltage THD (%)	0.40	1.82	3.28	0.40	1.84	3.29	0.42	1.85	3.25	n/a	n/a	n/a
Current THD (%)	0.02	2.05	4.75	0.03	2.17	5.71	0.05	2.14	5.18	n/a	n/a	n/a
Frequency (hz)	n/a	n/a	n/a	n/a	n/a	n/a	n/a	n/a	n/a	59.9	60.0	60.1

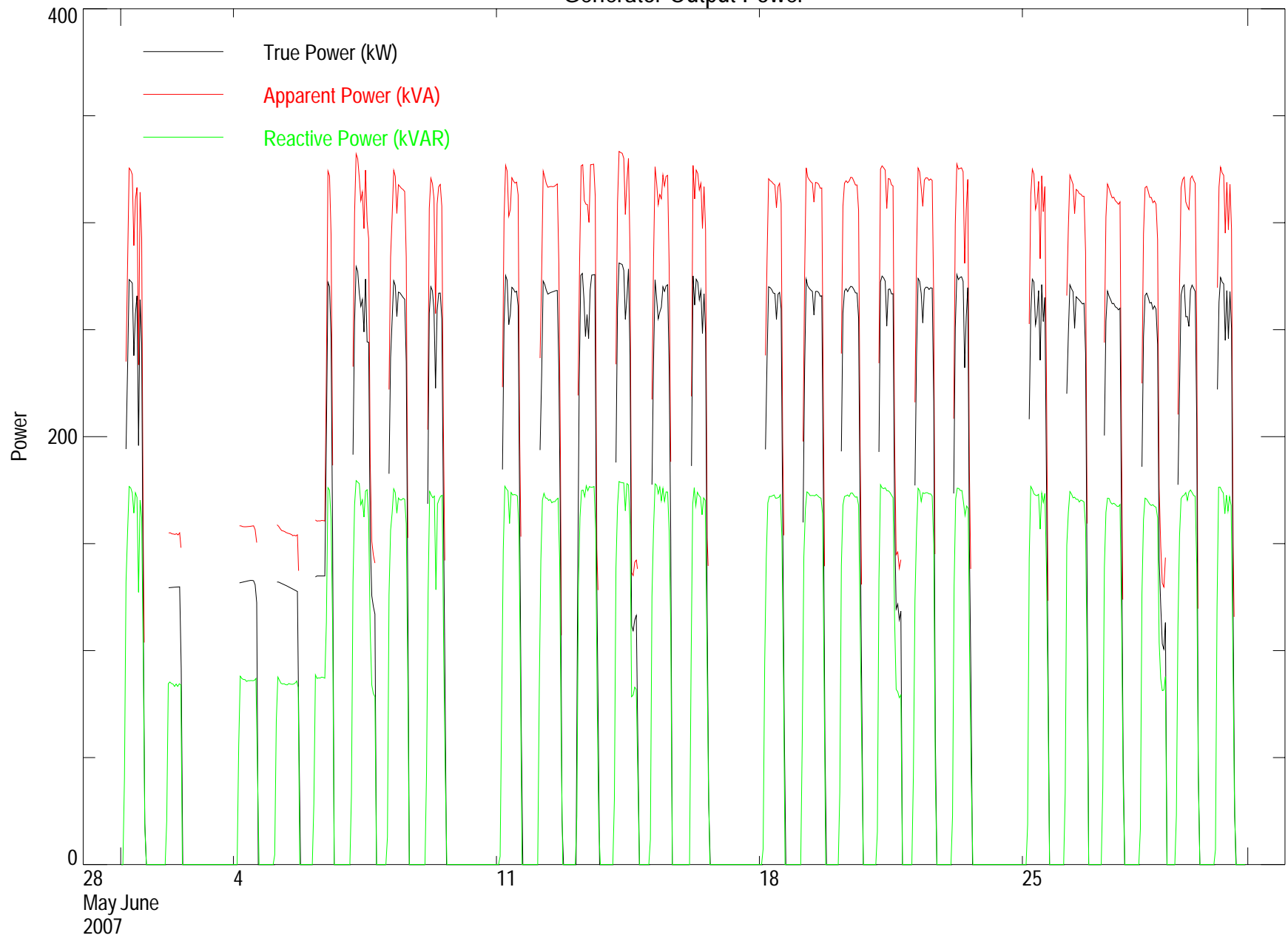
GENERATOR POWER QUALITY - DATA SUMMARY

Arrow Linen

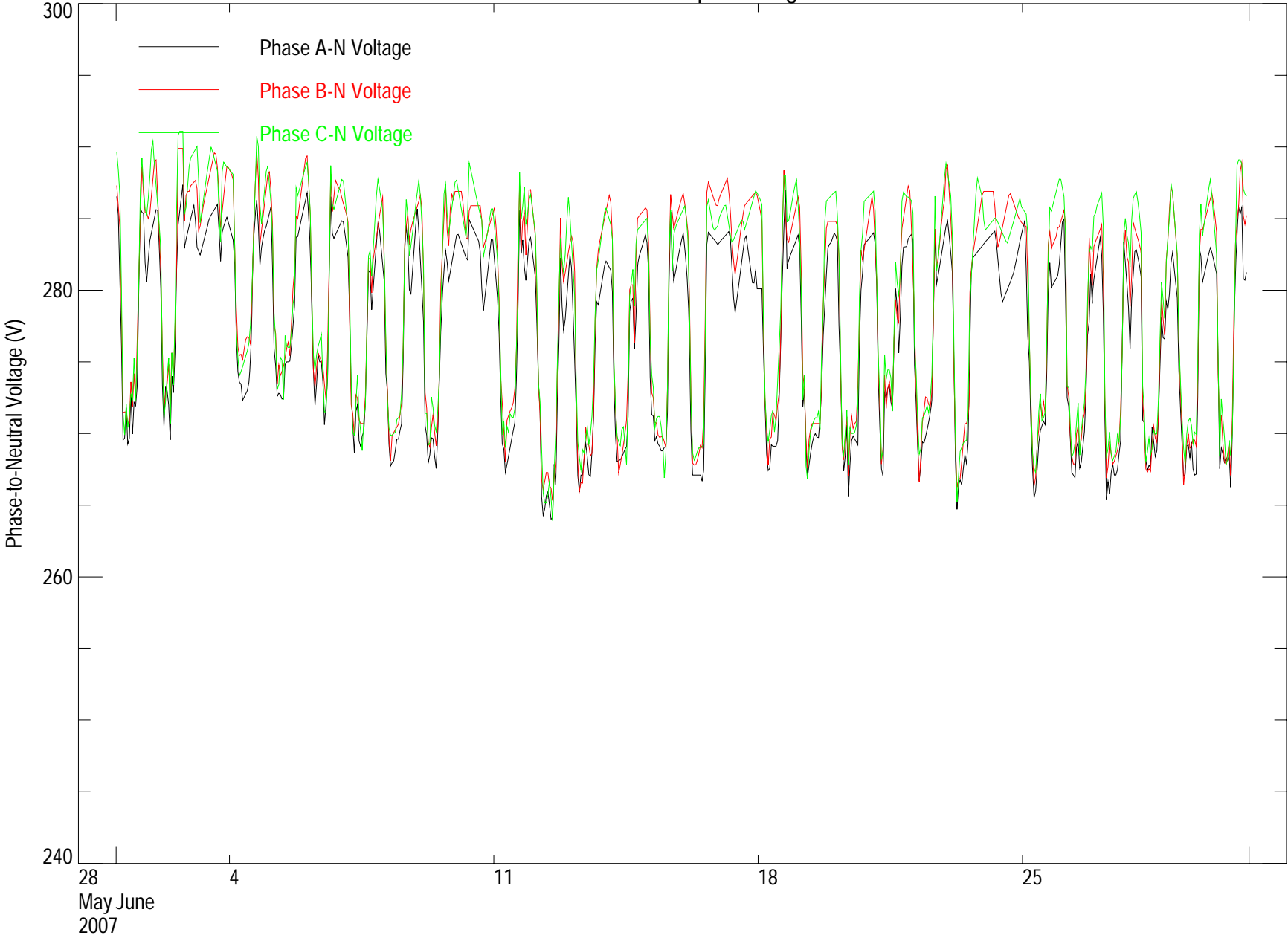
06/01/07 to 06/30/07

Date	Good Data (%)	Generator Apparent Power (kVAh)	Generator Reactive Power (kVARh)	Generator True Power (kWh)	Power Factor (-)
06/01/07	100.00	3422.87	1938.10	2997.20	0.88
06/02/07	100.00	1348.36	778.84	1154.70	0.86
06/03/07	100.00	-	-	0.00	-
06/04/07	100.00	1888.07	1050.06	1603.40	0.85
06/05/07	100.00	2244.50	1258.00	1899.50	0.85
06/06/07	100.00	2482.94	1377.31	2073.30	0.84
06/07/07	100.00	3984.55	2232.49	3359.30	0.84
06/08/07	100.00	3776.99	2072.99	3184.80	0.84
06/09/07	100.00	3281.65	1809.23	2740.90	0.84
06/10/07	100.00	-	-	0.00	-
06/11/07	100.00	3652.11	2019.61	3067.40	0.84
06/12/07	100.00	4194.92	2301.42	3506.60	0.84
06/13/07	100.00	3888.41	2143.65	3265.80	0.84
06/14/07	100.00	3735.33	2093.01	3134.50	0.84
06/15/07	100.00	3828.09	2128.96	3206.10	0.84
06/16/07	100.00	3236.35	1779.37	2724.00	0.84
06/17/07	100.00	-	-	0.00	-
06/18/07	100.00	3641.55	2029.11	3063.60	0.84
06/19/07	100.00	4258.10	2342.25	3602.60	0.85
06/20/07	100.00	4020.26	2229.59	3368.10	0.84
06/21/07	100.00	3888.95	2155.94	3267.20	0.84
06/22/07	100.00	4030.76	2245.21	3387.10	0.84
06/23/07	100.00	3331.22	1820.43	2818.30	0.85
06/24/07	100.00	-	-	0.00	-
06/25/07	100.00	3727.39	2094.28	3211.50	0.86
06/26/07	100.00	4156.16	2309.25	3489.40	0.84
06/27/07	100.00	3612.79	2011.44	3055.40	0.85
06/28/07	100.00	4042.22	2258.19	3414.40	0.84
06/29/07	100.00	3952.36	2197.25	3330.00	0.84
06/30/07	95.83	3262.35	1812.57	2761.10	0.85
Total	99.86	90889.25	50488.55	76686.20	0.84

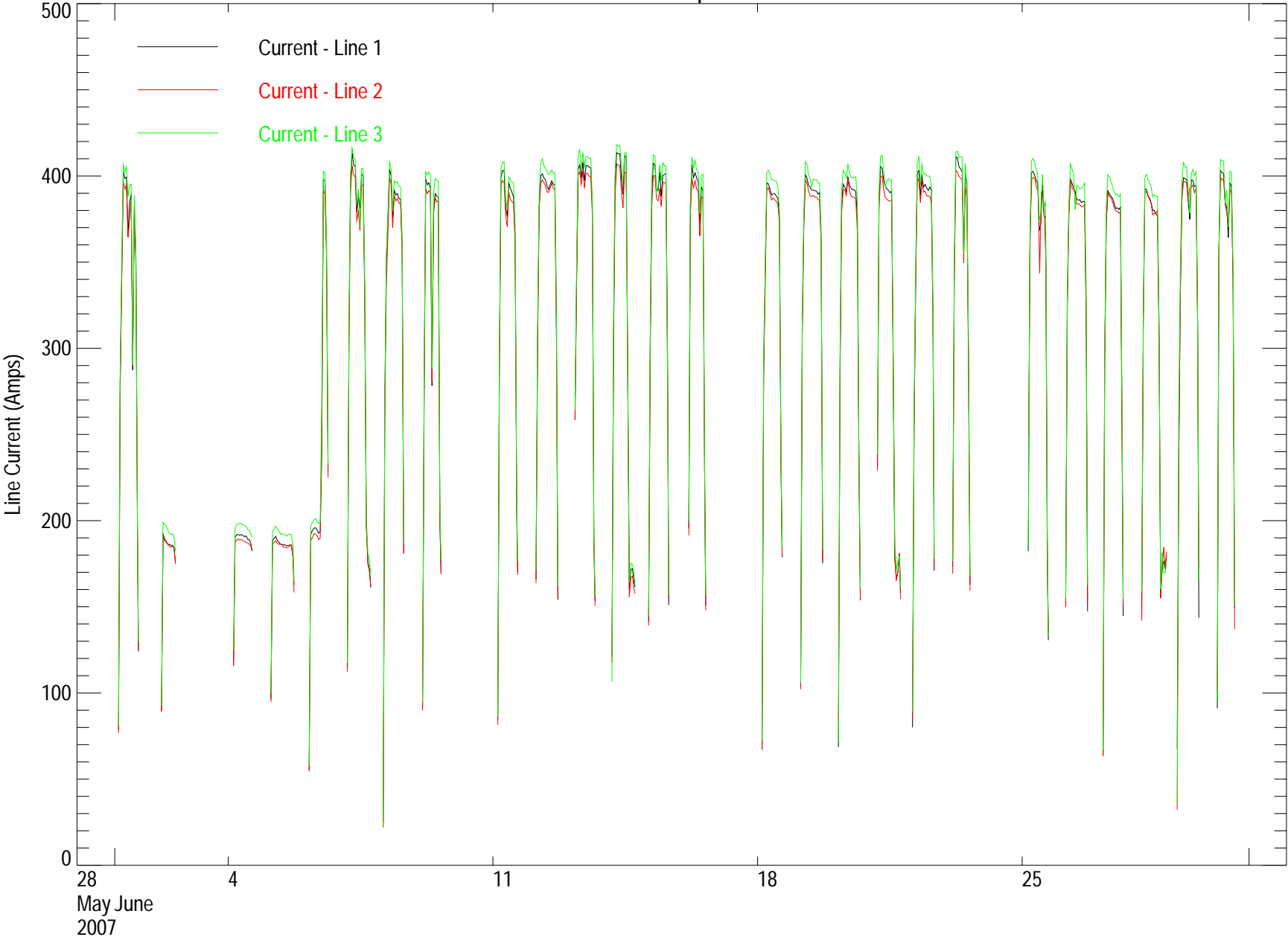
Generator Output Power



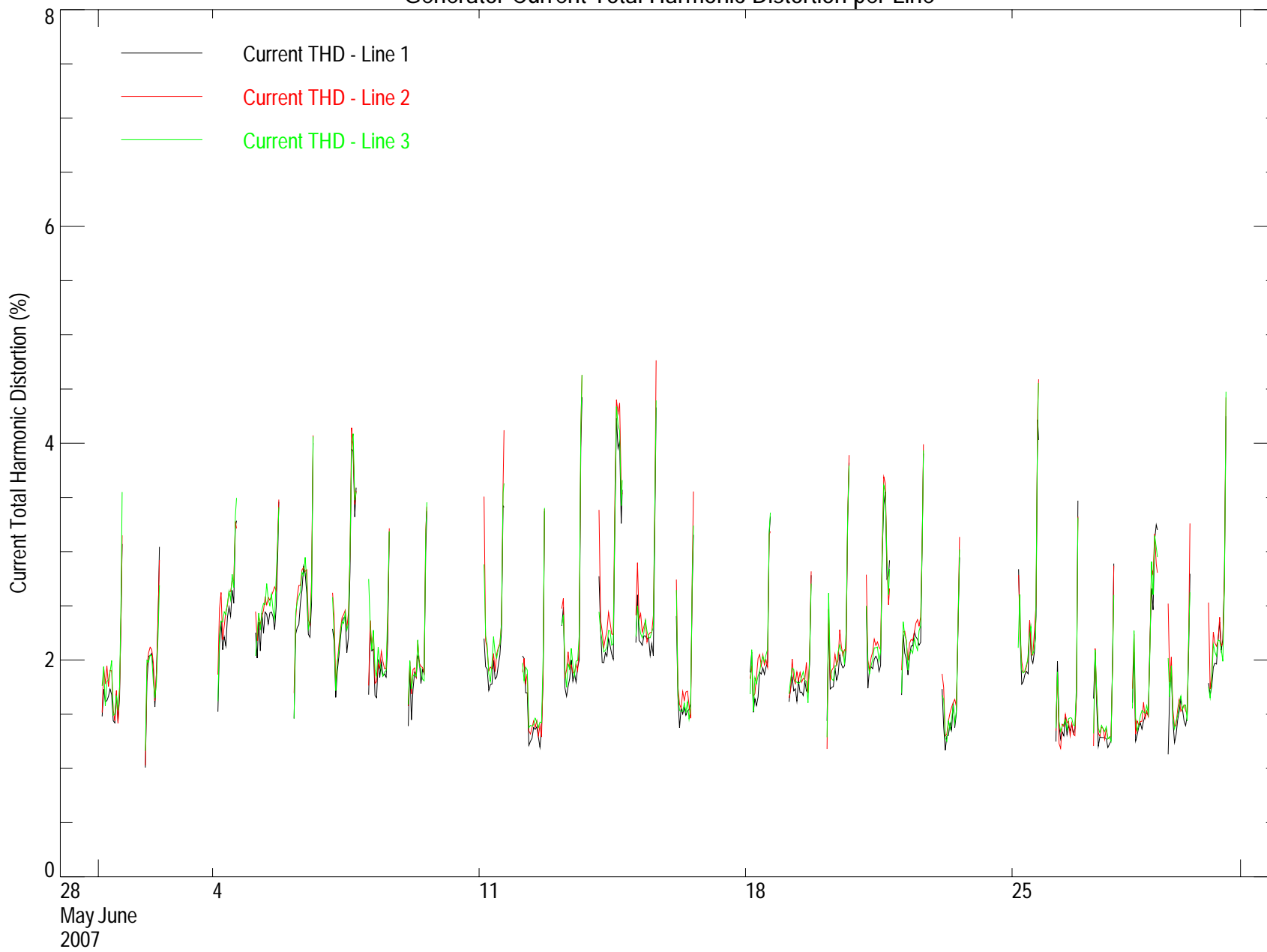
Generator Output Voltage



Generator Output Current



Generator Current Total Harmonic Distortion per Line



Generator Voltage Total Harmonic Distortion per Line

