

GENERATOR POWER QUALITY - DATA SUMMARY

Arrow Linen

08/01/07 to 08/31/07

	Line 1			Line 2			Line 3			Totals		
	Min	Avg	Max	Min	Avg	Max	Min	Avg	Max	Min	Avg	Max
Voltage (V)	250.4	276.3	288.0	252.6	278.4	291.3	251.0	278.9	291.5	n/a	n/a	n/a
Current (amps)	0.63	333.86	414.48	0.62	331.38	406.78	0.74	340.14	416.21	n/a	n/a	n/a
True Power (kW)	n/a	n/a	n/a	n/a	n/a	n/a	n/a	n/a	n/a	52.5	233.9	279.0
Apparent Power (kVA)	0.2	90.0	111.6	0.2	89.7	111.3	0.2	92.2	112.4	27.0	279.8	330.8
Power Factor (-)	n/a	n/a	n/a	n/a	n/a	n/a	n/a	n/a	n/a	0.61	0.83	0.90
Voltage THD (%)	0.38	1.64	3.14	0.40	1.65	3.20	0.44	1.68	3.09	n/a	n/a	n/a
Current THD (%)	0.01	1.79	4.63	0.04	1.87	4.94	0.03	2.30	301.07	n/a	n/a	n/a
Frequency (hz)	n/a	n/a	n/a	n/a	n/a	n/a	n/a	n/a	n/a	59.9	60.0	60.1

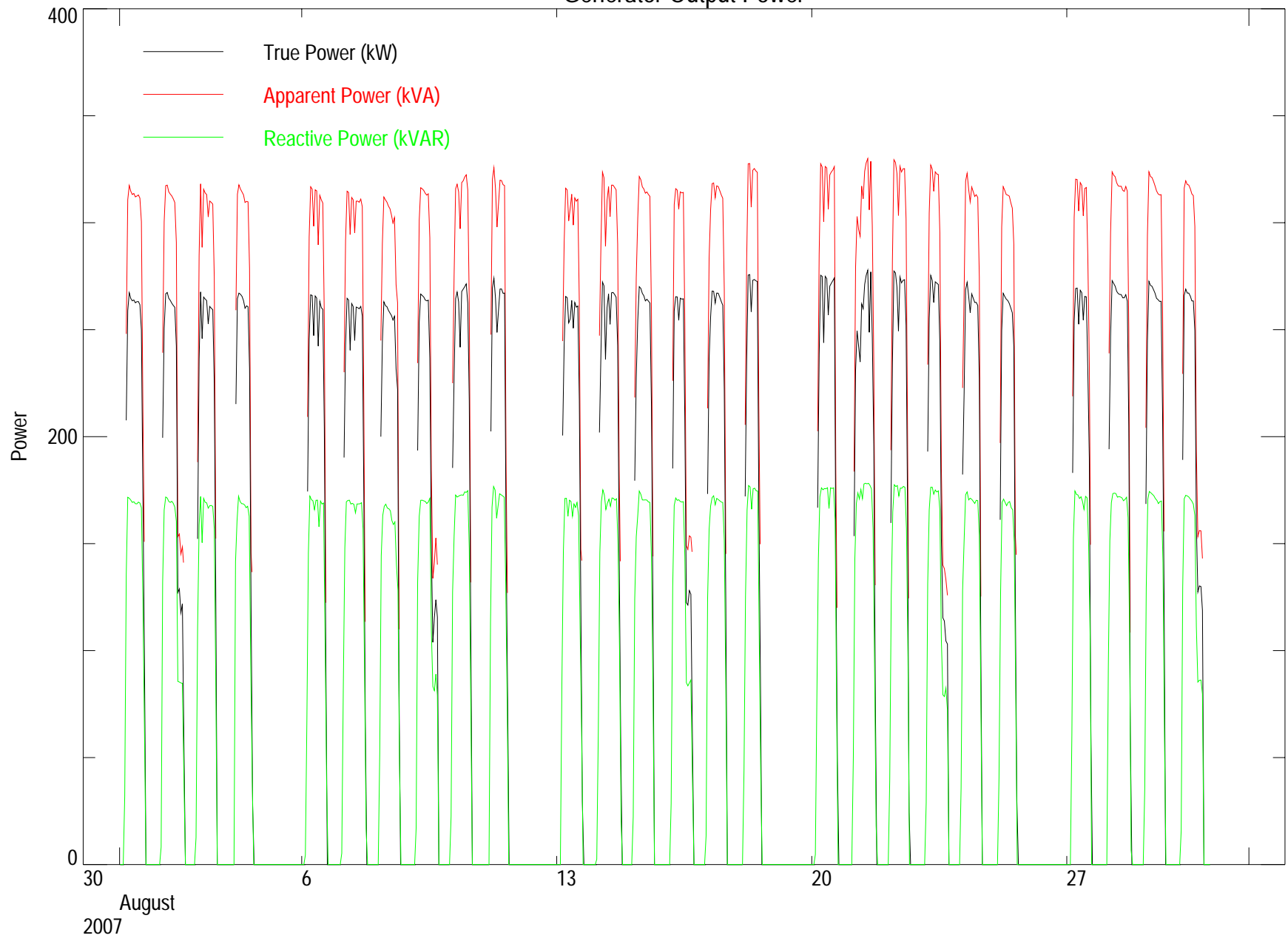
GENERATOR POWER QUALITY - DATA SUMMARY

Arrow Linen

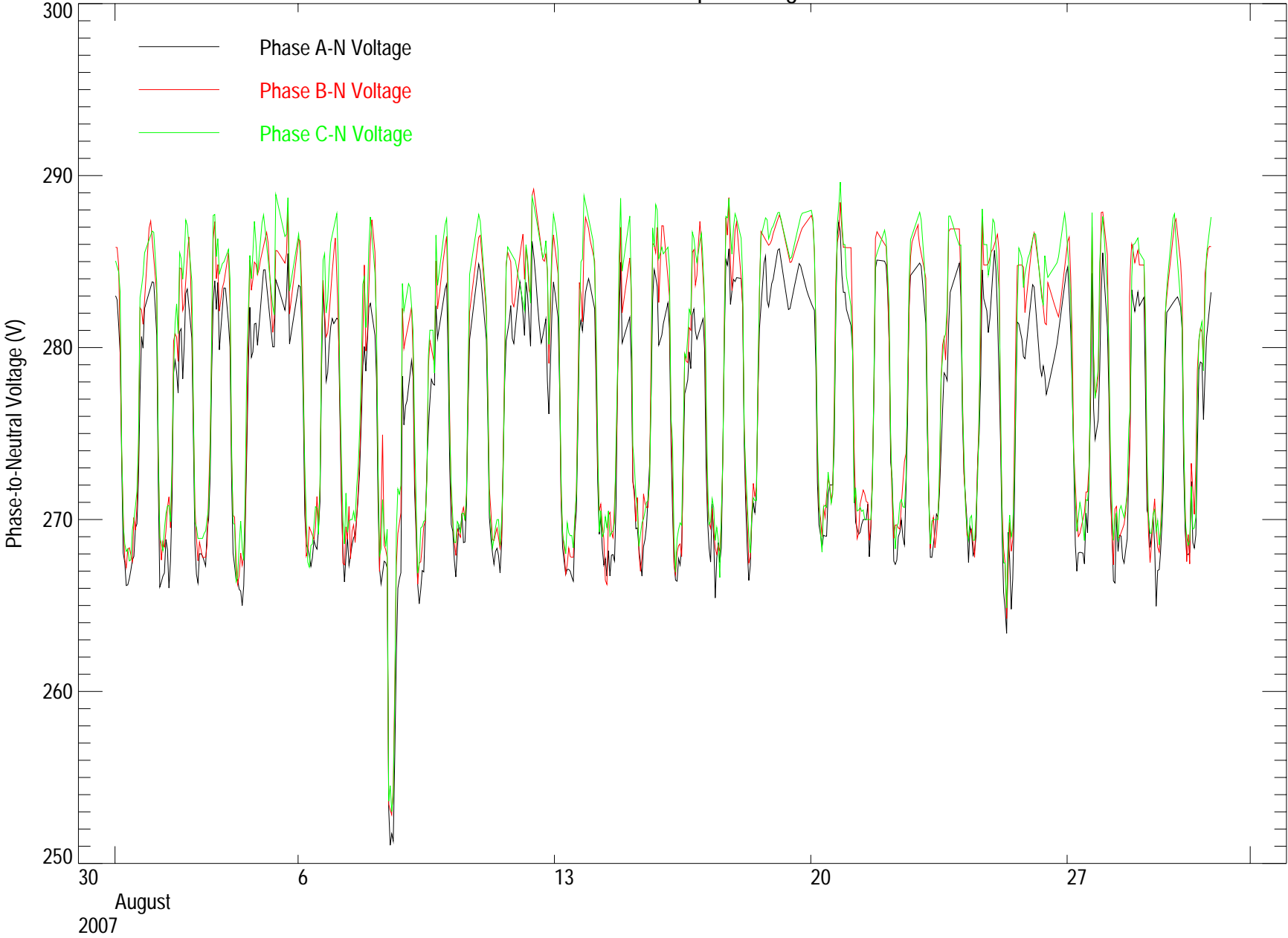
08/01/07 to 08/31/07

Date	Good Data (%)	Generator Apparent Power (kVAh)	Generator Reactive Power (kVARh)	Generator True Power (kWh)	Power Factor (-)
08/01/07	100.00	3692.86	2047.64	3218.50	0.87
08/02/07	100.00	3698.50	2035.36	3114.70	0.84
08/03/07	100.00	3680.21	2024.83	3082.70	0.84
08/04/07	100.00	3220.86	1780.52	2736.50	0.85
08/05/07	100.00	-	-	0.00	-
08/06/07	100.00	3663.93	2043.66	3119.40	0.85
08/07/07	100.00	4212.72	2354.59	3562.10	0.85
08/08/07	100.00	3631.26	1990.29	3073.40	0.85
08/09/07	100.00	3467.95	1943.71	2916.00	0.84
08/10/07	100.00	3737.91	2084.69	3172.20	0.85
08/11/07	100.00	3371.10	1856.21	2828.50	0.84
08/12/07	100.00	-	-	0.00	-
08/13/07	100.00	3764.54	2079.58	3191.90	0.85
08/14/07	100.00	4213.88	2354.32	3586.90	0.85
08/15/07	100.00	3724.90	2055.98	3129.30	0.84
08/16/07	100.00	3343.53	1871.89	2811.40	0.84
08/17/07	100.00	3739.48	2057.35	3148.10	0.84
08/18/07	100.00	3076.22	1705.86	2589.50	0.84
08/19/07	100.00	-	-	0.00	-
08/20/07	100.00	3940.82	2204.37	3347.10	0.85
08/21/07	100.00	4231.96	2384.84	3659.20	0.86
08/22/07	100.00	3594.63	1992.69	3007.70	0.84
08/23/07	100.00	3492.38	1959.60	2903.80	0.83
08/24/07	100.00	3726.34	2083.33	3148.30	0.84
08/25/07	100.00	3161.55	1746.27	2620.60	0.83
08/26/07	100.00	-	-	0.00	-
08/27/07	100.00	3632.75	2013.66	3076.50	0.85
08/28/07	100.00	4365.18	2411.89	3663.50	0.84
08/29/07	100.00	3771.53	2079.20	3162.70	0.84
08/30/07	95.83	3543.36	1954.17	2982.70	0.84
08/31/07	0.00	-	-	-	-
Total	96.64	95700.34	53116.48	80853.20	0.84

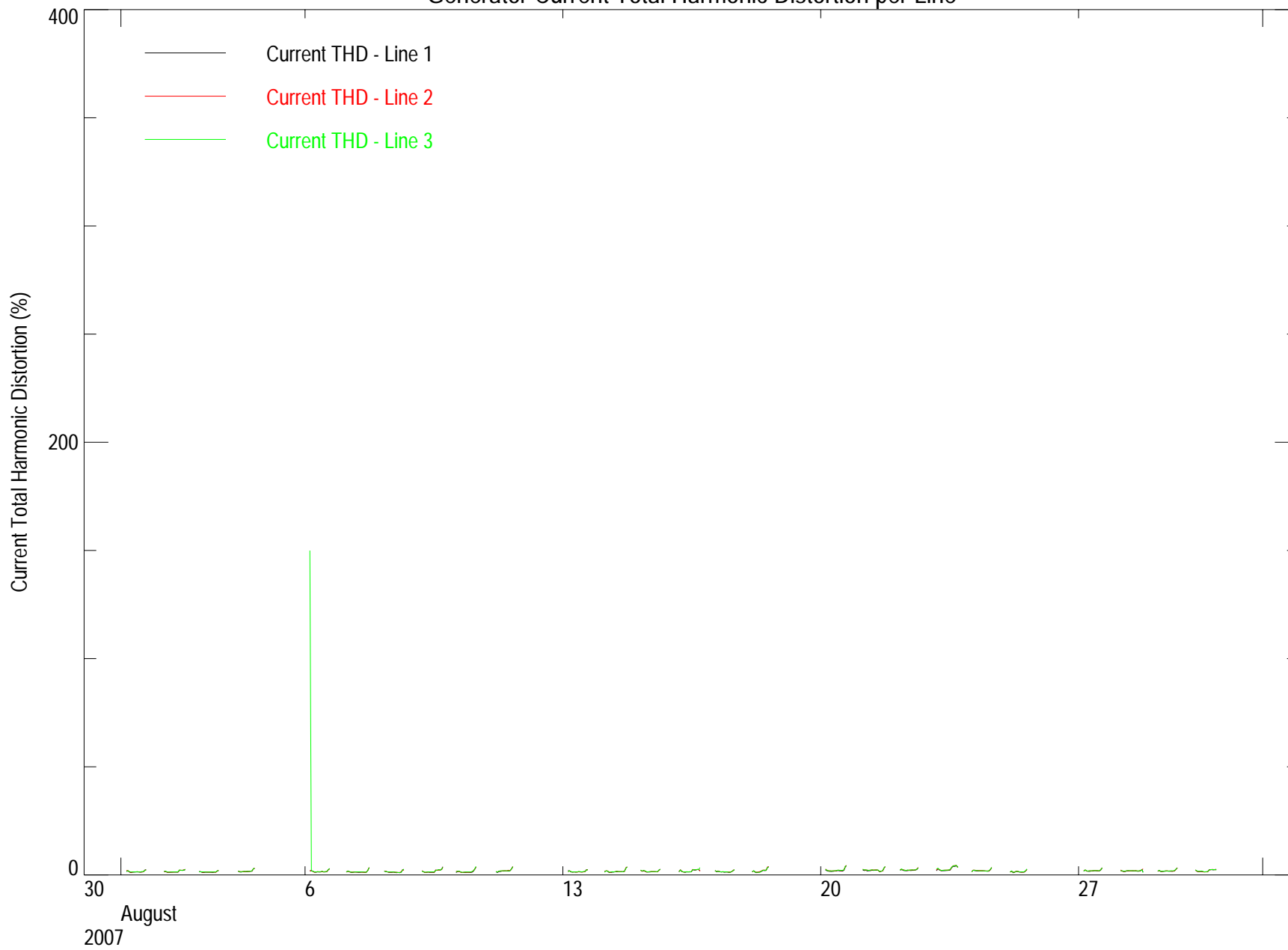
Generator Output Power



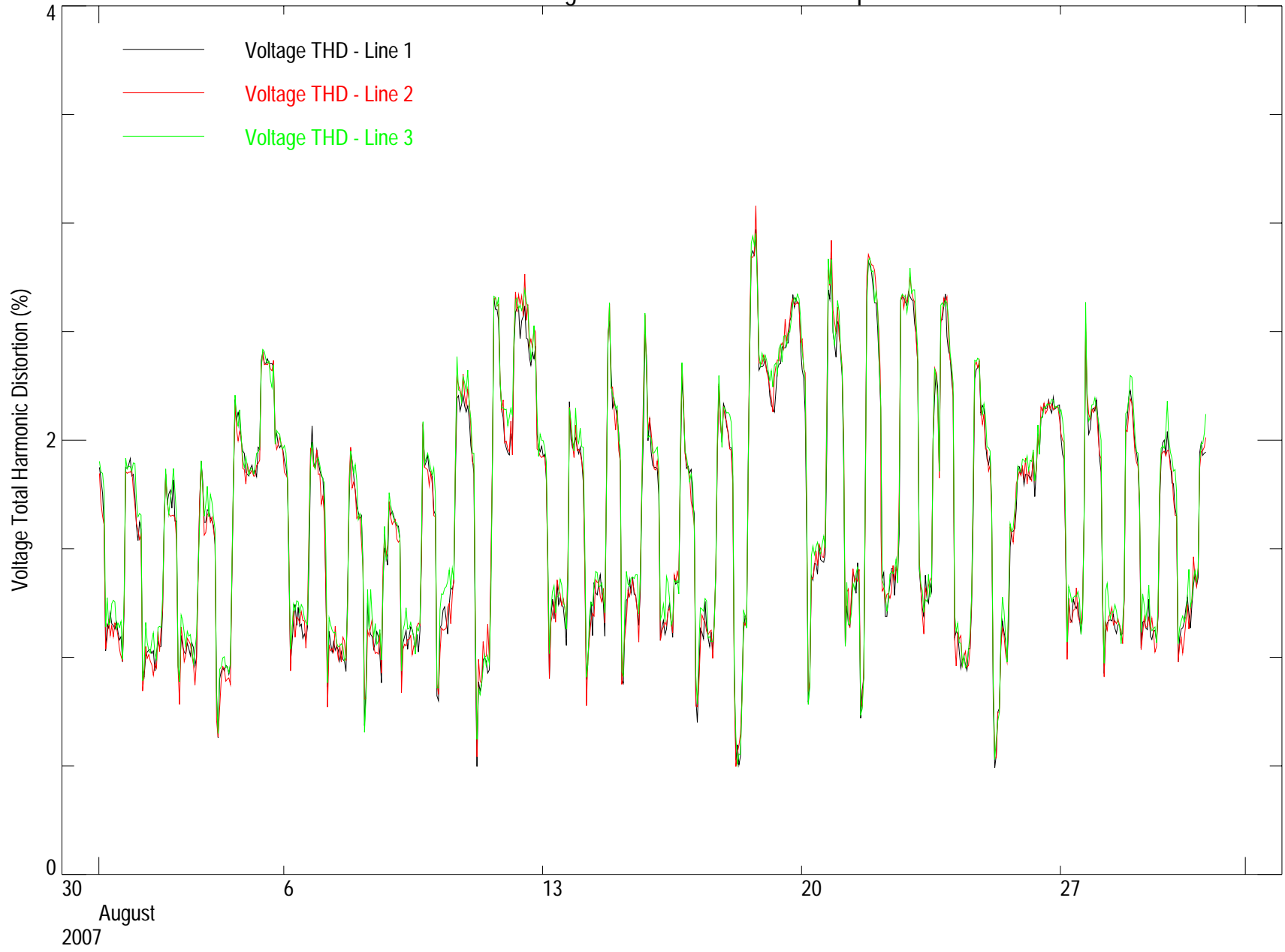
Generator Output Voltage



Generator Current Total Harmonic Distortion per Line



Generator Voltage Total Harmonic Distortion per Line



Generator Output Power Factor

